

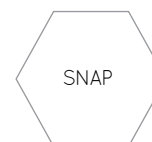
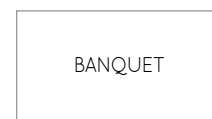
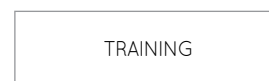
Revolution® Table Tops

Revolution® table tops can be purchased separately as a stand-alone product.

FEATURES

- Patented lightweight composite table top core
- Poured urethane MAXX Edge® prevents food and bacteria collection
- High-pressure laminate surface
- Revolution® Tables = 1.5" top
- Revolution® Cafe Tables = 1.187" top
- Any Revolution® with Edge Band (vs. MAXX Edge®) = 1.25" top

STYLE	PANEL SIZE (W" x L" x dia")	MODEL NUMBER	WEIGHT (LBS)	LIST PRICE
TRAINING	18 x 60	REV-1860MXE####-TOP	16	\$1,140
	18 x 72	REV-1872MXE####-TOP	19	\$1,215
	18 x 96	REV-1896MXE####-TOP	27	\$1,385
	24 x 48	REV-2448MXE####-TOP	16	\$735
	24 x 60*	REV-2460MXE####-TOP	20	\$1,215
BANQUET	24 x 72	REV-2472MXE####-TOP	24	\$1,280
	24 x 84	REV-2484MXE####-TOP	27	\$1,475
	24 x 96	REV-2496MXE####-TOP	30	\$1,475
	30 x 48	REV-3048MXE####-TOP	21	\$1,255
	30 x 60	REV-3060MXE####-TOP	25	\$1,310
	30 x 72	REV-3072MXE####-TOP	27	\$1,425
	30 x 96	REV-3096MXE####-TOP	36	\$1,515
	36 x 72	REV-3672MXE####-TOP	35	\$1,215
	36 x 96	REV-3696MXE####-TOP	47	\$1,350
ROUND	24RD	REV-24RDMXE####-TOP	8	\$640
	30RD	REV-30RDMXE####-TOP	10	\$695
	36RD	REV-36RDMXE####-TOP	10	\$785
	54RD	REV-54RDMXE####-TOP	30	\$1,375
	60RD	REV-60RDMXE####-TOP	33	\$1,505
	24RD IC	REV-24RDMXE#IC###-TOP	7	\$750
	30RD IC	REV-30RDMXE#IC###-TOP	9	\$780
	36RD IC	REV-36RDMXE#IC###-TOP	12	\$885
SNAP	SNAP	REV-36HXMXE####-TOP	10	\$715
	SNAP IC	REV-36HXMXE#IC###-TOP	10.4	\$855
SQUARE	30SQ	REV-3030MXE####-TOP	12	\$805
	36SQ	REV-3636MXE####-TOP	14	\$875
	40SQ	REV-4040MXE####-TOP	21.4	\$985
	30SQ IC	REV-3030MXE#IC###-TOP	12	\$915
	36SQ IC	REV-3636MXE#IC###-TOP	14	\$985
TRAPEZOID	26 x 60	REV-26TZMXE####-TOP	16	\$1,295



*MAXX Edge® also available in Knife Edge shape. Ganging option and modesty panel not available. Opposing Knife Edge is available to accommodate nesting.

STEP ① - SELECT A TABLE MODEL

Revolution® Folding T-Leg

FEATURES

- Patented lightweight composite table top core
- Positive-locking folding T-legs
- Recessed wheels & adjustable levelers are standard on T-legs
- Poured urethane MAXX Edge® prevents food and bacteria collection
- High-pressure laminate surface
- Fixed-Leg also available; legs ship knock-down; installation required; deduct cost \$200/table off list price

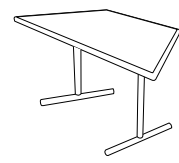
Training



Banquet



Trapezoid



STYLE	MODEL NUMBER	SPECIAL NOTES	SIZE (W" x L" x H")	WEIGHT (LBS)	LIST PRICE
Training	REV1860MXE####-T####		18 x 60 x 30	29	\$1,455
	REV1872MXE####-T####	h	18 x 72 x 30	32	\$1,510
	REV1896MXE####-T####	h	18 x 96 x 30	40	\$1,650
	REV2460MXE####-T####	k	24 x 60 x 30	33.8	\$1,610
	REV2472MXE####-T####	h	24 x 72 x 30	37.8	\$1,655
	REV2484MXE####-T####	h	24 x 84 x 30	40	\$1,690
	REV2496MXE####-T####	h	24 x 96 x 30	43.8	\$1,760
	Banquet	REV3048MXE####-T####		30 x 48 x 30	36
REV3060MXE####-T####			30 x 60 x 30	40	\$1,655
REV3072MXE####-T####		h	30 x 72 x 30	42	\$1,670
REV3096MXE####-T####		h	30 x 96 x 30	51	\$1,790
REV3672MXE####-T####			36 x 72 x 30	48	\$1,780
REV3696MXE####-T####			36 x 96 x 30	50	\$1,915
Trapezoid		REV30TZMXE####-T####		26 x 60 x 30	29.8

h - Handle available for convenient carrying.

k - MAXX Edge® also available in Knife Edge shape. Ganging option and modesty panel are not available with Knife Edge for this model. Opposing Knife Edge is available to accommodate nesting.

Revolution® Flip-Top T-Leg

FEATURES

- Positive-locking flip top secures table top vertically & horizontally
- Includes locking swivel casters as standard (SC)
- Nesting base allows for extra-compact storage
- Poured urethane MAXX Edge® prevents food and bacteria collection
- High-pressure laminate surface
- Shipped knocked down; assembly required

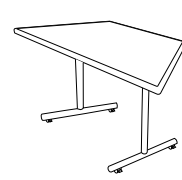
Training



Banquet



Trapezoid



STYLE	MODEL NUMBER	SPECIAL NOTES	SIZE (W" x L" x H")	WEIGHT (LBS)	LIST PRICE
Training	REVFT1860MXE####-T##SC		18 x 60 x 30	39.3	\$1,865
	REVFT1872MXE####-T##SC		18 x 72 x 30	43.6	\$1,935
	REVFT1896MXE####-T##SC		18 x 96 x 30	52.9	\$2,075
	REVFT2460MXE####-T##SC	k	24 x 60 x 30	44.1	\$1,975
	REVFT2472MXE####-T##SC		24 x 72 x 30	49.4	\$2,040
	REVFT2484MXE####-T##SC		24 x 84 x 30	50.3	\$2,080
	REVFT2496MXE####-T##SC		24 x 96 x 30	56.7	\$2,110
	Banquet	REVFT3048MXE####-T##SC		30 x 48 x 30	45
REVFT3060MXE####-T##SC			30 x 60 x 30	50.3	\$2,005
REVFT3072MXE####-T##SC			30 x 72 x 30	53.6	\$2,150
REVFT3096MXE####-T##SC			30 x 96 x 30	63.9	\$2,225
REVFT3672MXE####-T##SC			36 x 72 x 30	58	\$1,770
REVFT3696MXE####-T##SC			36 x 96 x 30	60	\$1,910
Trapezoid	REVFT30TZMXE####-T##SC		26 x 60 x 30	38.8	\$2,010

k - MAXX Edge® also available in Knife Edge shape. Ganging option is not available with Knife Edge for this model. Opposing Knife Edge is available to accommodate nesting.

Revolution® Folding Square-Leg

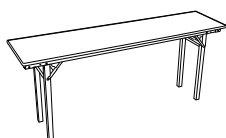
STEP ① - SELECT A TABLE MODEL

Revolution® Folding Square-Leg

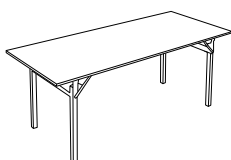
FEATURES

- Patented lightweight composite table top core
- Square steel folding legs (1.5") come standard with fixed feet/caps and black epoxy powdercoat finish
- Poured urethane MAXX Edge® prevents food and bacteria collection
- High-pressure laminate surface

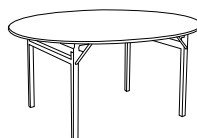
Training



Banquet



Round



Square



STYLE	MODEL NUMBER	SPECIAL NOTES	SIZE (W" x L" x H")	WEIGHT (LBS)	LIST PRICE
Training	REV1860MXE####-SQ##	k	18 x 60 x 30	36	\$1,190
	REV1872MXE####-SQ##		18 x 72 x 30	44	\$1,270
	REV1896MXE####-SQ##		18 x 96 x 30	56	\$1,440
	REV2460MXE####-SQ##		24 x 60 x 30	40	\$1,335
	REV2472MXE####-SQ##		24 x 72 x 30	50.5	\$1,400
	REV2484MXE####-SQ##		24 x 84 x 30	47	\$1,470
	REV2496MXE####-SQ##		24 x 96 x 30	60.5	\$1,510
Banquet	REV3048MXE####-SQ##		30 x 48 x 30	39	\$1,060
	REV3060MXE####-SQ##		30 x 60 x 30	45	\$1,080
	REV3072MXE####-SQ##		30 x 72 x 30	55	\$1,505
	REV3096MXE####-SQ##		30 x 96 x 30	68	\$1,620
	REV3672MXE####-SQ##		36 x 72 x 30	55	\$1,540
	REV3696MXE####-SQ##		36 x 96 x 30	57	\$1,650
Round	REV30RDMXE####-SQ##		30 dia x 30	26	\$890
	REV36RDMXE####-SQ##		36 dia x 30	30	\$920
	REV54RDMXE####-SQ##		54 dia x 30	55	\$1,685
	REV60RDMXE####-SQ##		60 dia x 30	56.6	\$1,925
Square	REV3030MXE####-SQ##		30 x 30 x 30	29	\$930
	REV3636MXE####-SQ##		36 x 36 x 30	34	\$1,005
	REV4040MXE####-SQ##		40 x 40 x 30	37.4	\$1,330
Trapezoid	REV30TZMXE####-SQ##		26 x 60 x 30	36	\$1,425
Serpentine	REVFT5X10MXE####-T####	h	5ft x 10ft	?	\$1,550

k - MAXX Edge® also available in Knife Edge shape. Ganging and modesty panel option are not available with Knife Edge for this model. Opposing Knife Edge is available to accommodate nesting.
s - Visible seam in the middle of the surface. Table top is made with two sheets of laminate.


Revolution® Arched T-Leg

STEP 1 - SELECT A TABLE MODEL

Revolution® Folding Arched T-Leg

FEATURES

- Patented lightweight composite table top core
- Positive-locking folding arched legs
- Recessed wheels & adjustable levelers are standard on arched legs
- Poured urethane MAXX Edge® prevents food and bacteria collection
- High-pressure laminate surface
- Fixed-Leg also available; legs ship knock-down; installation required; deduct cost \$200/table off list price



STYLE	MODEL NUMBER	SPECIAL NOTES	SIZE (W" x L" x H")	WEIGHT (LBS)	LIST PRICE
Training	REV2460MXE####-A####	k	24 x 60 x 30	33.8	\$1,650
	REV2472MXE####-A####	h	24 x 72 x 30	37.8	\$1,720
	REV2484MXE####-A####		24 x 84 x 30	40	\$1,750
	REV2496MXE####-A####	h	24 x 96 x 30	43.8	\$1,795
Banquet	REV3048MXE####-A####		30 x 48 x 30	36	\$1,645
	REV3060MXE####-A####		30 x 60 x 30	40	\$1,690
	REV3072MXE####-A####	h	30 x 72 x 30	42	\$1,755
	REV3096MXE####-A####	h	30 x 96 x 30	51	\$1,860
	REV3672MXE####-A####		36 x 72 x 30	48	\$1,880
	REV3696MXE####-A####		36 x 96 x 30	50	\$2,015
Trapezoid	REV30TZMXE####-A####		26 x 60 x 30	30	\$1,690


h - Handle available for convenient carrying.

k - MAXX Edge® also available in Knife Edge. Ganging option / modesty panel are not available with Knife Edge for this model. Opposing Knife Edge is available to accommodate nesting.

Revolution® Flip-Top Arched T-Leg

FEATURES

- Patented lightweight composite table top core
- Positive-locking flip top secures table top vertically & horizontally
- Includes locking swivel casters as standard
- Nesting base allows for extra-compact storage
- Poured urethane MAXX Edge® prevents food and bacteria collection
- High-pressure laminate surface
- Shipped knocked down; assembly required



STYLE	MODEL NUMBER	SPECIAL NOTES	SIZE (W" x L" x H")	WEIGHT (LBS)	LIST PRICE
Training	REVFT2460MXE####-A##SC	k	24 x 60 x 30	44.1	\$2,050
	REVFT2472MXE####-A##SC		24 x 72 x 30	49.4	\$2,095
	REVFT2484MXE####-A##SC		24 x 84 x 30	50.3	\$2,115
	REVFT2496MXE####-A##SC		24 x 96 x 30	56.7	\$2,185
Banquet	REVFT3048MXE####-A##SC		30 x 48 x 30	45	\$2,010
	REVFT3060MXE####-A##SC		30 x 60 x 30	50.3	\$2,070
	REVFT3072MXE####-A##SC		30 x 72 x 30	53.6	\$2,180
	REVFT3096MXE####-A##SC		30 x 96 x 30	63.9	\$2,300
	REVFT3692MXE####-A##SC		36 x 72 x 30	58	\$2,200
	REVFT3696MXE####-A##-SC		36 x 96 x 30	60	\$2,250
Trapezoid	REVFT30TZMXE####-A##SC		26 x 60 x 30	38.8	\$2,090

k - MAXX Edge® also available in Knife Edge shape. Ganging option is not available with Knife Edge for this model. Opposing Knife Edge is available to accommodate nesting.

STEP ① - SELECT A TABLE MODEL

Revolution® Folding Y-Leg

FEATURES

- Patented lightweight composite table top core
- High-pressure laminate surface
- Seamless, poured urethane Knife Profile MAXX Edge® prevents food and bacteria collection
- Smooth, gliding casters with brakes are optional add-on for \$75
- Modesty Panel available

Training

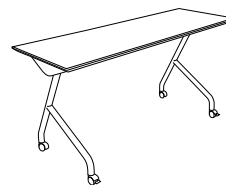


Banquet



STYLE	MODEL NUMBER	SIZE (W" x L" x H")	WEIGHT (LBS)	LIST PRICE
Training	REV2460MXE####-Y####	24 x 60 x 30	33.8	\$1,850
	REV2472MXE####-Y####	24 x 72 x 30	37.8	\$1,900
	REV2484MXE####-Y####	24 x 84 x 30	40	\$1,955
	REV2496MXE####-Y####	24 x 96 x 30	43.8	\$1,980
Banquet	REV3048MXE####-Y####	30 x 48 x 30	36	\$1,790
	REV3060MXE####-Y####	30 x 60 x 30	40	\$1,890
	REV3072MXE####-Y####	30 x 72 x 30	42	\$1,955
	REV3096MXE####-Y####	30 x 96 x 30	51	\$2,085

Training



Banquet



Revolution® Flip-Top Y-Leg

FEATURES

- Patented lightweight composite table top core
- Positive-locking flip top secures table top vertically & horizontally
- High-pressure laminate surface
- Seamless, poured urethane Knife Profile MAXX Edge® prevents food and bacteria collection
- Smooth, gliding casters with brakes offer roll-away convenience
- Modesty Panel available
















STYLE	MODEL NUMBER	SIZE (W" x L" x H")	WEIGHT (LBS)	LIST PRICE
Training	REVFT2460MXE####-Y##SC	24 x 60 x 30	33.8	\$2,110
	REVFT2472MXE####-Y##SC	24 x 72 x 30	37.8	\$2,165
	REVFT2484MXE####-Y##SC	24 x 84 x 30	40	\$2,170
	REVFT2496MXE####-Y##SC	24 x 96 x 30	43.8	\$2,195
Banquet	REVFT3048MXE####-Y##SC	30 x 48 x 30	36	\$2,065
	REVFT3060MXE####-Y##SC	30 x 60 x 30	40	\$2,165
	REVFT3072MXE####-Y##SC	30 x 72 x 30	42	\$2,235
	REVFT3096MXE####-Y##SC	30 x 96 x 30	51	\$2,320

STEP ② - SELECT YOUR TABLE OPTIONS

To select your table options and complete your product code start with your Revolution® Table Model Number. Fill in each “#” based on options selected below. Example:

REV1860MXE ①②③④ -T ⑤⑥⑦⑧ -E00⑨

MODEL NUMBER	EDGE COLOR	LAMINATE	LEG COLOR	FOOT CHOICE	ELECTRIC OPTION
	1	2,3,4	5,6	7,8	9

OPTION	DESCRIPTION	ADD TO MODEL NUMBER	ADD-ON LIST PRICE
1 MAXX® EDGE COLOR	 Opal (O)  Graphite (G)  Pewter (P)  Tungsten (T)  Charcoal (C)  Black (B)	O for Opal G for Graphite P for Pewter T for Tungsten C for Charcoal B for Black	\$0
2,3,4 LAMINATE	See page 56 for our Wilsonart® color suggestions		\$0 (standard*)
5,6 LEG COLOR	 Wheat (W)  Graphite (G)  Carbon (CB)  Black (B)	W for Wheat G for Graphite CB for Carbon B for Black	\$0
	 Bright White (BW)  Platinum (PT)  Pewter (P)  Charcoal (CC)	BW for Bright White PT for Platinum P for Pewter CC for Charcoal	\$40
	 Polished Chrome (C)	C for Chrome	\$230
7,8 FOOT CHOICE**	Fixed Feet on both legs	FF for Fixed Feet	\$0
	Leveler (adjustable) on both legs	LL for Leveler	\$0
	Wheels (recessed) on one side, Fixed Feet on other side	WF for Wheels/Fixed Feet	\$0
	Wheels (recessed) on one side, Leveler (adjustable) on other side	WL for Wheels/Leveler	\$0
	Swivel casters on both legs	SC for Swivel Casters	\$75
9 ELECTRIC OPTION	See Page 54		
EXTRAS:	Please add extra part model # to the end of the product code (ex: -H)		
CARRYING HANDLE***	Add a handle for ease of transport (must be factory-installed)	(APPEND MODEL #) - H for Carrying Handle	\$35
GANGING	Connect tables together (must be factory-installed)	(APPEND MODEL #) - G for Ganging	\$120

* Standard Laminates are offered at \$0 add on to list price. See page 55 for upcharges for non-standard laminates.

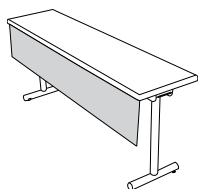
** Leave Foot Choice (7,8) blank for Folding Square-Leg models - only available in standard leg cap. Standard Foot Choice (7,8) for Flip Top (T-Leg & Arched-Leg) models is Swivel Casters (SC) and is \$0 add-on to list price of table.

*** Carrying Handle only available on select sized tables. Please see special notes section on previous product pages for sizes.

Revolution® Modesty Panel & Carts

STEP ③ - ADD A MODESTY PANEL

To add a modesty panel, choose the model number below according to the table size you have chosen and include your laminate finish to complete the model number. Example:



REV-TT-1860-①②③

MODEL NUMBER

LAMINATE*
1,2,3

FIXED FOLDING MODESTY PANELS

For Revolution® Folding T-Leg, Folding Arched-Leg, Flip Top T-Leg and Flip Top Arched-Leg table models

TABLE SIZE	MODEL NUMBER	SIZE (W" x L")	LIST PRICE
18x60	REV-TT-1860-###	7.25 x 59	\$370
18x72	REV-TT-1872-###	7.25 x 71	\$380
18x96	REV-TT-1896-###	7.25 x 95	\$400
24x60	REV-TT-2460-###	7.625 x 59	\$390
24x72	REV-TT-2472-###	7.625 x 71	\$395
24x84	REV-TT-2484-###	7.625 x 83	\$410
24x96	REV-TT-2496-###	7.625 x 95	\$415
30x48	REV-TT-3048-###	9.25 x 47	\$370
30x60	REV-TT-3060-###	9.25 x 59	\$400
30x72	REV-TT-3072-###	9.25 x 71	\$405
30x96	REV-TT-3096-###	9.25 x 95	\$425

REMOVABLE MODESTY PANELS

For Revolution® Folding Square-Leg table models

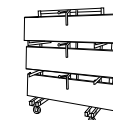
TABLE SIZE	MODEL NUMBER	SIZE (W" x L")	LIST PRICE
18x60	REV-TT-1860-REM-###	9.25 x 59	\$275
18x72	REV-TT-1872-REM-###	9.25 x 71	\$280
18x96	REV-TT-1896-REM-###	9.25 x 95	\$285
24x60	REV-TT-2460-REM-###	9.25 x 59	\$280
24x72	REV-TT-2472-REM-###	9.25 x 71	\$285
24x84	REV-TT-2484-REM-###	9.25 x 83	\$290
24x96	REV-TT-2496-REM-###	9.25 x 95	\$295
30x48	REV-TT-3048-REM-###	9.25 x 47	\$280
30x60	REV-TT-3060-REM-###	9.25 x 59	\$285
30x72	REV-TT-3072-REM-###	9.25 x 71	\$290
30x96	REV-TT-3096-REM-###	9.25 x 95	\$295

Notes: Modesty panels on ganging-equipped tables are 5" shorter than listed to clear the ganging studs. Additional lead time is required for modesty panels. ADD G on the end of the part number for ganged tables.

*See laminate matrix suggestions on page 56

STEP ④ - SELECT A TRANSPORTATION SOLUTION

MODEL NUMBER	SIZE (W" x L" x H")	STANDARD CASTER	CAPACITY	LIST PRICE
HD-REV-TTT-18	30.75 x 55.5 x 74.5	5" dia. x 2" W 2 rigid, 2 swivel phenolic	(18) 18" Wide Tables	\$2,340
HD-REV-TTT-30	30.75 x 55.5 x 74.5		(12) 24" - 30" Wide Tables	\$2,195
HD-REV-VTT	30.375 x 71.5 x 78.5	5" dia. x 2" W 2 rigid, 2 swivel phenolic	(10) 18" - 24" Wide Tables	\$2,185
HD-REV-VTT-30	33 x 71.5 x 78.5		(10) 18" - 30" Wide Tables	\$2,185



Model REV-TTT



Model REV-VTT