





Acacia Collection™ Table Tops - High Pressure Laminate

FEATURES

- 1-1/4" Thick Table Top
- High Pressure Laminate Top (HPL) (####-## = laminate code)
- 3MM Black Vinyl Edge or exact match to laminate
- Standard laminates are Wilsonart® & Formica® - hundreds of options available!
- Non-Standard laminates are available, but may have a longer lead times and a price difference. Please call for a quote.
- Custom sizes available

TOP STYLE OPTIONS	MODEL NUMBER	TOP SIZE (IN)	LIST PRICE
 <p>ROUND</p>	PBL-30DIEBM-####-##	30" DIA	\$215
	PBL-36DIEBM-####-##	36" DIA	\$310
	PBL-42DIEBM-####-##	42" DIA	\$550
	PBL-48DIEBM-####-##	48" DIA	\$550
	PBL-54DIEBM-####-##	54" DIA	\$860
	PBL-60DIEBM-####-##	60" DIA	\$860
 <p>SQUARE</p>	PBL-3030EBM-####-##	30" SQUARE	\$215
	PBL-3636EBM-####-##	36" SQUARE	\$310
	PBL-4242EBM-####-##	42" SQUARE	\$550
	PBL-4848EBM-####-##	48" SQUARE	\$550
	PBL-5454EBM-####-##	54" SQUARE	\$860
	PBL-6060EBM-####-##	60" SQUARE	\$860
 <p>TRAINING</p>	PBL-1836EBM-####-##	18 X 36	\$145
	PBL-1848EBM-####-##	18 X 48	\$190
	PBL-1860EBM-####-##	18 X 60	\$330
	PBL-1872EBM-####-##	18 X 72	\$375
	PBL-1884EBM-####-##	18 X 84	\$425
 <p>BANQUET</p>	PBL-2436EBM-####-##	24 X 36	\$190
	PBL-2448EBM-####-##	24 X 48	\$255
	PBL-2460EBM-####-##	24 X 60	\$410
	PBL-2472EBM-####-##	24 X 72	\$470
	PBL-2484EBM-####-##	24 X 84	\$535
	PBL-3048EBM-####-##	30 X 48	\$320
	PBL-3060EBM-####-##	30 X 60	\$490
	PBL-3072EBM-####-##	30 X 72	\$570
	PBL-3084EBM-####-##	30 X 84	\$650
	PBL-3660EBM-####-##	36 X 60	\$570
	PBL-3672EBM-####-##	36 X 72	\$665
	PBL-3684EBM-####-##	36 X 84	\$760
	OPTIONAL ADD-ONS	ADD-ON MODEL NUMBER	DETAILS
Stiffner Support Bar	-S	Optional add-on for tables shorter than 60" long*	+ \$80
Grommet	-G	Cut-Out Grommet	+ \$50

* Table tops 60" and longer come standard with the Stiffner Support Bar.

EXAMPLE BASE STYLES: See all base options on next pages!

Architectural X-Base



Contemporary T-Base



Cast 4-Column X-Base







Y-Base



Acacia Collection™ Table Tops - Low Pressure Laminate

FEATURES

- 1" Thick Table Top
- Standard Low Pressure Laminate Top (LPL) (####-## = laminate code)
- 2MM Black Vinyl Edge or exact match to laminate
- See our standard LPL laminates on page 34
- Non-Standard laminates are available, but may have a longer lead times and a price difference. Please call for a quote.

TOP STYLE OPTIONS	MODEL NUMBER	TOP SIZE (IN)	LIST PRICE
 <p>ROUND</p>	PBLE-30DIEBM-###-##	30" DIA	\$170
	PBLE-36DIEBM-###-##	36" DIA	\$245
	PBLE-42DIEBM-###-##	42" DIA	\$440
	PBLE-48DIEBM-###-##	48" DIA	\$440
	PBLE-54DIEBM-###-##	54" DIA	\$690
	PBLE-60DIEBM-###-##	60" DIA	\$690
 <p>SQUARE</p>	PBLE-3030EBM-###-##	30" SQUARE	\$170
	PBLE-3636EBM-###-##	36" SQUARE	\$245
	PBLE-4242EBM-###-##	42" SQUARE	\$440
	PBLE-4848EBM-###-##	48" SQUARE	\$440
	PBLE-5454EBM-###-##	54" SQUARE	\$690
	PBLE-6060EBM-###-##	60" SQUARE	\$690
 <p>TRAINING</p>	PBLE-1836EBM-###-##	18 X 36	\$120
	PBLE-1848EBM-###-##	18 X 48	\$165
	PBLE-1860EBM-###-##	18 X 60	\$305
	PBLE-1872EBM-###-##	18 X 72	\$345
	PBLE-1884EBM-###-##	18 X 84	\$430
 <p>BANQUET</p>	PBLE-2436EBM-###-##	24 X 36	\$145
	PBLE-2448EBM-###-##	24 X 48	\$195
	PBLE-2460EBM-###-##	24 X 60	\$345
	PBLE-2472EBM-###-##	24 X 72	\$395
	PBLE-2484EBM-###-##	24 X 84	\$490
	PBLE-3048EBM-###-##	30 X 48	\$245
	PBLE-3060EBM-###-##	30 X 60	\$405
	PBLE-3072EBM-###-##	30 X 72	\$465
	PBLE-3084EBM-###-##	30 X 84	\$590
	PBLE-3660EBM-###-##	36 X 60	\$465
	PBLE-3672EBM-###-##	36 X 72	\$540
	PBLE-3684EBM-###-##	36 X 84	\$690
	OPTIONAL ADD-ONS	ADD- ON MODEL NUMBER	DETAILS
Stiffner Support Bar	-S	Optional add-on for tables shorter than 60" long*	+ \$80
Grommet	-G	Cut-Out Grommet	+ \$50

* Table tops 60" and longer come standard with the Stiffner Support Bar.

EXAMPLE BASE STYLES: See all [base options on next pages!](#)

Arched X-Base



Architectural T-Base





Tapered Pedestal Base



Arched T-Base





Acacia Collection™ Table Bases

BASE STYLE OPTION	IMAGE	MAXIMUM TABLE TOP	MODEL NUMBER	LIST PRICE	
<p>Architectural T-Base</p> <p>Great solution for a space requiring more of an architectural and contemporary aesthetic</p> <p>SPECIFICATIONS</p> <ul style="list-style-type: none"> • Construction: Rigid bolted, Column and foot are assembled • Column: Aluminum • Base: Die cast aluminum • Base Height: 27-3/4" – 40-3/4" • Adjustable Leveler: 3/8" x 3/4" long shank • Finish: Polished aluminum, Powder coat paint 		STANDARD CAFE HEIGHT STATIONARY w/ LEVELER:			
		UP TO 20" DEPTH	A-54T20FX-##	\$745	
		UP TO 24" DEPTH	A-54T24FX-##	\$755	
		UP TO 36" DEPTH	A-54T36FX-##	\$785	
		STANDARD CAFE HEIGHT FLIP-TOP w/ LEVELER:			
		UP TO 20" DEPTH	A-54T20FT-##	\$1155	
		UP TO 24" DEPTH	A-54T24FT-##	\$1165	
		UP TO 36" DEPTH	A-54T36FT-##	\$1195	
		OPTIONAL ADD-ON ITEMS:		*MODEL # ADD-ON:	PRICE ADD:
		BAR HEIGHT		-BH	+ \$180
		CUSTOM BASE HEIGHT PER INCH		-CBH	+ \$120
		CASTERS		-C	+ \$55
		WIRE ACCESS		-WA	+ \$80
ADJ. COLUMN - CAFÉ (26"- 35")		-CADJ	+ \$340		
ADJ. COLUMN - BAR (29"- 42")		-BADJ	+ \$430		
CHROME		-CH	+ \$160		
Metal Modesty Panel (make table ready)		-MMP	* page 30		
Laminate Modesty Panel (make table ready)		-LMP	* page 30		
*See page 30 for modesty panel options					
<p>Architectural X-Base</p> <p>Great solution for a space requiring more of an architectural and contemporary aesthetic.</p> <p>SPECIFICATIONS</p> <ul style="list-style-type: none"> • Construction: Rigid bolted • Column: Aluminum • Base: Die cast aluminum • Base Height: 27-3/4" – 40-3/4" • Adjustable Leveler: 3/8-16" x 3/4" long shank • Finish: Polished aluminum, Powder coat paint 		STANDARD CAFE HEIGHT STATIONARY w/ LEVELER:			
		UP TO 36" SQUARE OR ROUND	A-543636FX-##	\$695	
		UP TO 48" SQUARE OR 60" ROUND	A-544860FX-##	\$820	
		STANDARD CAFE HEIGHT FLIP-TOP w/ LEVELER:			
		UP TO 36" SQUARE OR ROUND	A-543636FT-##	\$870	
		UP TO 48" SQUARE OR 60" ROUND	A-544860FT-##	\$995	
		OPTIONAL ADD-ON ITEMS:		*MODEL # ADD-ON:	PRICE ADD:
		BAR HEIGHT		-BH	+ \$120
		CUSTOM BASE HEIGHT PER INCH		-CBH	+ \$75
		CASTERS		-C	+ \$55
		CHROME		-CH	+ \$230


Please note: -## in base model numbers indicate the code for the base color choice - see standard base color options for codes.
 *Add each model number add on continuously to the end of the full model number as needed per options added.

Acacia Collection™ Table Bases

BASE STYLE OPTION	IMAGE	MAXIMUM TABLE TOP	MODEL NUMBER	LIST PRICE	
<p>Arched T-Base</p> <p>Simple, elegant lines make this base a perfect combination of flexibility, functionality, and aesthetics.</p> <p>SPECIFICATIONS</p> <ul style="list-style-type: none"> • Construction: Welded for maximum strength and stability. Flip mechanism is mechanically attached to the table base. • Tubeing: Column 2" OD x 14 gage • Base 1-3/8" OD x 13 gage • Base Height: 27-3/4" – 40-3/4" • Adjustable Leveler: 1-3/8" diameter and 1/4" x 5/8" long stud • Finish: Chrome or powder coat paint 		STANDARD CAFE HEIGHT STATIONARY w/ LEVELER:			
		UP TO 20" DEPTH	A-72T20FX-##	\$490	
		UP TO 24" DEPTH	A-72T24FX-##	\$500	
		UP TO 36" DEPTH	A-72T36FX-##	\$515	
		STANDARD CAFE HEIGHT FLIP-TOP w/ LEVELER:			
		UP TO 20" DEPTH	A-72T20FT-##	\$920	
		UP TO 24" DEPTH	A-72T24FT-##	\$930	
		UP TO 36" DEPTH	A-72T36FT-##	\$945	
		OPTIONAL ADD-ON ITEMS:		*MODEL # ADD-ON:	PRICE ADD:
		BAR HEIGHT	-BH	+ \$140	
CUSTOM BASE HEIGHT PER INCH	-CBH	+ \$120			
CASTERS	-C	+ \$55			
ADJ. COLUMN - CAFÉ (26"- 35")	-CADJ	+ \$270			
ADJ. COLUMN - BAR (29"- 42")	-BADJ	+ \$390			
CHROME	-CH	+ \$320			
Metal Modesty Panel (table ready)	-MMP	* page 30			
Laminate Modesty Panel (table ready)	-LMP	* page 30			
*See page 30 for modesty panel options					
<p>Arched X-Base</p> <p>Simple, elegant lines make this base a perfect combination of flexibility, functionality, and aesthetics.</p> <p>SPECIFICATIONS</p> <ul style="list-style-type: none"> • Construction: Rigid bolted • Tubeing: Column 3" OD x 16 gage Base 1-3/8" OD x 13 gage • Mounting Plate: 12" x 12" x 4 gage steel. • Tie Rod: 1/2-13 threaded rod • Base Height: 27-3/4" – 40-3/4" • Adjustable Leveler: 1-3/8" diameter and 1/4" x 5/8" long stud • Finish: Chrome or powder coat paint 		STANDARD CAFE HEIGHT STATIONARY w/ LEVELER:			
		UP TO 30" SQUARE OR 36" ROUND	A-733036FX-##	\$510	
		UP TO 36" SQUARE OR 42" ROUND	A-733642FX-##	\$545	
		UP TO 42" SQUARE OR 54" ROUND	A-734254FX-##	\$560	
		STANDARD CAFE HEIGHT FLIP-TOP w/ LEVELER:			
		UP TO 30" SQUARE OR 36" ROUND	A-733036FT-##	\$675	
		UP TO 36" SQUARE OR 42" ROUND	A-733642FT-##	\$710	
		UP TO 42" SQUARE OR 54" ROUND	A-734254FT-##	\$725	
		OPTIONAL ADD-ON ITEMS:		*MODEL # ADD-ON:	PRICE ADD:
		BAR HEIGHT	-BH	+ \$90	
CUSTOM BASE HEIGHT PER INCH	-CBH	+ \$75			
CASTERS	-C	+ \$55			
CHROME	-CH	+\$190			

Please note: -## in base model numbers indicate the code for the base color choice - see standard base color options for codes.
 *Add each model number add on continuously to the end of the full model number as needed per options added.



Acacia Collection™ Table Bases

BASE STYLE OPTION	IMAGE	MAXIMUM TABLE TOP	MODEL NUMBER	LIST PRICE	
<p>Contemporary T-Base</p> <p>This classically styled base fuses aesthetics, durability, and functionality for all environments utilizing its cast aluminum frame.</p> <p>SPECIFICATIONS</p> <ul style="list-style-type: none"> • Construction: Bolted, welded combination, column and feet are assembled. Flip-Top mechanism is mechanically attached to the table base. • Column: 2-1/4" tubing OD x 13 gage • Base: Cast aluminum • Base Height: 27-3/4" – 40-3/4" • Adjustable Leveler: 3/8"- x 3/4" long shank • Finish: Polished aluminum/Chrome, Satin aluminum/Satin chrome, Powder coat paint 		STANDARD CAFE HEIGHT STATIONARY w / LEVELER:			
		UP TO 20" DEPTH	A-55T20FX-##	\$570	
		UP TO 26" DEPTH	A-55T26FX-##	\$585	
		UP TO 36" DEPTH	A-55T36FX-##	\$630	
		STANDARD CAFE HEIGHT FLIP-TOP w / LEVELER:			
		UP TO 20" DEPTH	A-55T20FT-##	\$980	
		UP TO 26" DEPTH	A-55T26FT-##	\$995	
		UP TO 36" DEPTH	A-55T36FT-##	\$1040	
		OPTIONAL ADD-ON ITEMS:		*MODEL # ADD-ON:	PRICE ADD:
		BAR HEIGHT	-BH	+ \$140	
CUSTOM BASE HEIGHT PER INCH	-CBH	+ \$120			
CASTERS	-C	+ \$55			
WIRE ACCESS	-WA	+ \$80			
ADJ. COLUMN - CAFÉ (26"- 35")	-CADJ	+ \$270			
ADJ. COLUMN - BAR (29"- 42")	-BADJ	+ \$390			
CHROME	-CH	+ \$120			
Metal Modesty Panel (make table ready)	-MMP	* page 30			
Laminate Modesty Panel (make table ready)	-LMP	* page 30			
*See page 30 for modesty panel options					
<p>Contemporary X-Base</p> <p>Functionality, classic styling, and lasting quality come together in this base.</p> <p>SPECIFICATIONS</p> <ul style="list-style-type: none"> • Construction: Bolted, welded combination • Column: 2-1/4" tubing OD x 13 gage • Base: Cast aluminum • Mounting Plate: Fabricated steel 4 gage x 12" x 12", and 8" x 8" • Base Height: 27-3/4" – 40-3/4" • Adjustable Leveler: 3/8-16 x 3/4" long shank • Finish: Polished aluminum/Chrome, Satin aluminum/Satinchrome, Powder coat paint 		STANDARD CAFE HEIGHT STATIONARY w / LEVELER:			
		UP TO 24" SQUARE OR ROUND	A-572424FX-##	\$445	
		UP TO 30" SQUARE OR 36" ROUND	A-573036FX-##	\$490	
		UP TO 36" SQUARE OR 42" ROUND	A-573642FX-##	\$520	
		UP TO 42" SQUARE OR 54" ROUND	A-574254FX-##	\$615	
		STANDARD CAFE HEIGHT FLIP-TOP w / LEVELER:			
		UP TO 24" SQUARE OR ROUND	A-572424FT-##	\$610	
		UP TO 30" SQUARE OR 36" ROUND	A-573036FT-##	\$655	
		UP TO 36" SQUARE OR 42" ROUND	A-573642FT-##	\$685	
		UP TO 42" SQUARE OR 54" ROUND	A-574254FT-##	\$780	
OPTIONAL ADD-ON ITEMS:		*MODEL # ADD-ON:	PRICE ADD:		
BAR HEIGHT	-BH	+ \$70			
CUSTOM BASE HEIGHT PER INCH	-CBH	+ \$75			
CASTERS	-C	+ \$55			
WIRE ACCESS	-WA	+ \$230			
CHROME	-CH	+ \$70			
ADJ. COLUMN - CAFÉ (26"- 35")	-CADJ	+ \$195			
ADJ. COLUMN - BAR (29"- 42")	-BADJ	+ \$255			

Please note: -## in base model numbers indicate the code for the base color choice - see standard base color options for codes.

*Add each model number add on continuously to the end of the full model number as needed per options added.

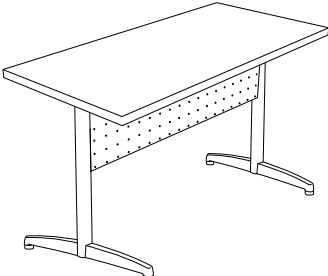
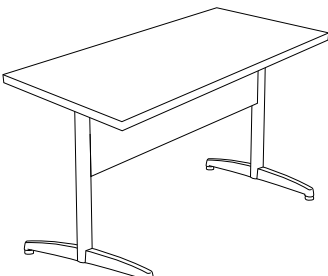
Acacia Collection™ Table Bases

BASE STYLE OPTION	IMAGE	MAXIMUM TABLE TOP	MODEL NUMBER	LIST PRICE	
<p>Cast T-Base</p> <p>Functionality, classic styling, and lasting quality come together in this base.</p> <p>SPECIFICATIONS</p> <ul style="list-style-type: none"> • Construction: Bolted, welded combination, Column and feet are assembled. Flip-Top mechanism is mechanically attached to the table base. • Column: 2-1/4" tubing OD x 13 gage • Base: Cast aluminum • Base Height: 27-3/4" – 40-3/4" • Adjustable Leveler: 3/8"-x 3/4" long shank • Finish: Polished aluminum/Chrome, Satin aluminum/Satin chrome, Powder coat 		STANDARD CAFE HEIGHT STATIONARY w/ LEVELER:			
		UP TO 20" DEPTH	A-55T20FX-##	\$500	
		UP TO 26" DEPTH	A-55T26FX-##	\$510	
		UP TO 36" DEPTH	A-55T36FX-##	\$540	
		STANDARD CAFE HEIGHT FLIP-TOP w/ LEVELER:			
		UP TO 20" DEPTH	A-55T20FT-##	\$915	
		UP TO 26" DEPTH	A-55T26FT-##	\$925	
		UP TO 36" DEPTH	A-55T36FT-##	\$955	
		OPTIONAL ADD-ON ITEMS:		*MODEL # ADD-ON:	PRICE ADD:
		BAR HEIGHT		-BH	+ \$140
CUSTOM BASE HEIGHT PER INCH		-CBH	+ \$120		
CASTERS		-C	+ \$55		
WIRE ACCESS		-WA	+ \$80		
ADJ. COLUMN - CAFÉ (26"- 35")		-CADJ	+ \$270		
ADJ. COLUMN - BAR (29"- 42")		-BADJ	+ \$390		
CHROME		-CH	+ \$120		
Metal Modesty Panel (make table ready)		-MMP	* page 30		
Laminate Modesty Panel (make table ready)		-LMP	* page 30		
*See page 30 for modesty panel options					
<p>Cast X-Base</p> <p>This classically styled base fuses aesthetics, durability, and functionality for all environments utilizing its cast aluminum frame.</p> <p>SPECIFICATIONS</p> <ul style="list-style-type: none"> • Construction: Bolted, welded combination • Column: 2-1/4" tubing OD x 13 gage • Base: Cast aluminum • Mounting Plate: Fabricated steel 4 gage x 12" x 12", and 8" x 8" • Base Height: 27-3/4" – 40-3/4" • Adjustable Leveler: 3/8-16 x 3/4" long shank • Finish: Polished aluminum/Chrome, Satin aluminum/Satin chrome, Powder coat paint 		STANDARD CAFE HEIGHT STATIONARY w/ LEVELER:			
		UP TO 24" SQUARE OR ROUND	A-522424FX-##	\$385	
		UP TO 30" SQUARE OR 36" ROUND	A-523036FX-##	\$410	
		UP TO 36" SQUARE OR 42" ROUND	A-523642FX-##	\$460	
		UP TO 42" SQUARE OR 54" ROUND	A-524254FX-##	\$510	
		STANDARD CAFE HEIGHT FLIP-TOP w/ LEVELER:			
		UP TO 24" SQUARE OR ROUND	A-522424FT-##	\$550	
		UP TO 30" SQUARE OR 36" ROUND	A-523036FT-##	\$575	
		UP TO 36" SQUARE OR 42" ROUND	A-523642FT-##	\$625	
		UP TO 42" SQUARE OR 54" ROUND	A-524254FT-##	\$675	
OPTIONAL ADD-ON ITEMS:		*MODEL # ADD-ON:	PRICE ADD:		
BAR HEIGHT		-BH	+ \$70		
CUSTOM BASE HEIGHT PER INCH		-CBH	+ \$75		
CASTERS		-C	+ \$55		
WIRE ACCESS		-WA	+ \$310		
CHROME		-CH	+ \$70		
ADJ. COLUMN - CAFÉ (26"- 35")		-CADJ	+ \$195		
ADJ. COLUMN - BAR (29"- 42")		-BADJ	+ \$255		

Please note: -## in base model numbers indicate the code for the base color choice - see standard base color options for codes.
 *Add each model number add on continuously to the end of the full model number as needed per options added.

Acacia Collection™ Modesty Panels

Modesty Panels for the Acacia Collection are designed for a seamless fusion of functionality and a clean aesthetic. All modesty panels are attached to the table legs in order to avoid any tampering or clunkiness while moving the table throughout your space or when engaging the flip-top mechanism to flip the table-top up and nest the tables together. This design feature makes for a very clean, functional, and great looking complete table!

STYLE	MODESTY PANEL SIZE OPTIONS	BASE STYLE / MODEL NUMBER	LIST PRICE
METAL MODESTY PANELS 	Architectural Base Only	Flip-Top & Stationary Bases	
	48" Long Table	A-M-MP-0936-54	\$259
	60" Long Table	A-M-MP-0948-54	\$273
	72" Long Table	A-M-MP-0960-54	\$336
	Cast, Arch, and Contemporary Bases	Stationary Bases	
	48" Long Table	A-M-MP-0936-505572	\$291
	60" Long Table	A-M-MP-0948-505572	\$311
	72" Long Table	A-M-MP-0960-505572	\$368
	Cast, Arch, and Contemporary Bases	Flip-Top Bases	
	48" Long Table	A-M-MP-0936-505572-FT	\$291
60" Long Table	A-M-MP-0948-505572-FT	\$311	
72" Long Table	A-M-MP-0960-505572-FT	\$368	
LAMINATE MODESTY PANELS 	All Base Styles	Stationary Bases	
	48" Long Table	A-PBL-MP-0936EBM-XXXX	\$192
	60" Long Table	A-PBL-MP-0948EBM-XXXX	\$229
	72" Long Table	A-PBL-MP-0960EBM-XXXX	\$266
	84" Long Table	A-PBL-MP-0972EBM-XXXX	\$303
	All Base Styles	Flip-Top Bases	
	48" Long Table	A-PBL-MP-0936EBM-XXXX-FT	\$200
	60" Long Table	A-PBL-MP-0936EBM-XXXX-FT	\$239
	72" Long Table	A-PBL-MP-0936EBM-XXXX-FT	\$279
	84" Long Table	A-PBL-MP-0936EBM-XXXX-FT	\$318


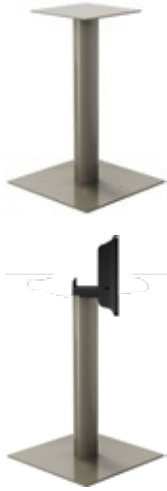

Please Note: Metal Modesty panels are only available up to your 72" long table. If wanted on an 84" long table, legs would sit in same positions as a 72" long table *Certain Flip-Top table tops must have contoured top edges for modesty panels to properly fasten.

Acacia Collection™ Table Bases

BASE STYLE OPTION	IMAGE	MAXIMUM TABLE TOP	MODEL NUMBER	LIST PRICE	
<p>Cast 4-Column X-Base</p> <p>This classically styled base fuses aesthetics, durability, and functionality for the larger sized tops over 60" square or round. This cast aluminum frame provides extreme durability without sacrificing style.</p> <p>SPECIFICATIONS</p> <ul style="list-style-type: none"> • Construction: Bolted, welded combination • Column: 2-1/4" steel tubing • Base: Cast aluminum • Mounting Plate: Fabricated steel .12" x 4" x 4"(4) Requires (16) #12-14 screws • Base Height: 27-3/4" – 40-3/4" • Adjustable Leveler: 3/8" x 3/4" long shank • Finish: Polished aluminum/Chrome, Satin aluminum/Satin chrome, Powder coat paint 		STANDARD CAFE HEIGHT STATIONARY w / LEVELER:			
		UP TO 60" ROUND	A-5260FX-##	\$960	
		UP TO 72" ROUND	A-5272FX-##	\$1,020	
		UP TO 84" ROUND	A-5284FX-##	\$1,095	
		OPTIONAL ADD-ON ITEMS:	*MODEL NUMBER ADD-ON:	PRICE ADD:	
		BAR HEIGHT	-BA	+ \$250	
		CASTERS	-C	+ \$55	
		WIRE ACCESS	-WA	+ \$40	
		CHROME	-CH	+ \$340	
		<p>Y-Base</p> <p>The classic style that maximizes nesting capability of the flip-top table and provides a functional design element to the space.</p> <p>SPECIFICATIONS</p> <ul style="list-style-type: none"> • Tubing: 1.5" Steel Tubing; 16 gage • Fixed top plate: 8" X 8" • Fliptop top plate: 2.1" X 4.1" • Finish: Chrome or powder coat paint 		STANDARD CAFE HEIGHT STATIONARY w / FIXED FEET IN BLACK:	
UP TO 26" WIDE	A-335-Y-22X28.75-FX			\$485	
UP TO 32" WIDE	A-335-Y-26X28.75-FX			\$495	
STANDARD CAFE HEIGHT FLIP-TOP w / FIXED FEET IN BLACK:					
UP TO 26" WIDE	A-335-Y-22X28.75-FT			\$1,055	
UP TO 32" WIDE	A-335-Y-26X28.75-FT			\$1,065	
OPTIONAL ADD-ON ITEMS:	*MODEL NUMBER ADD-ON:			PRICE ADD:	
LEVELERS	-L			+ \$45	
CASTERS	-C			+ \$65	
Graphite Base Color	-GR			+ \$35	
Platinum Base Color	-PT	+ \$35			
Pewter Base Color	-PE	+ \$35			
Charcoal Base Color	-CC	+ \$35			
Carbon Base Color	-CA	+ \$35			
Polished Chrome Base Color	-CH	+ \$250			

Please note: -## in base model numbers indicate the code for the base color choice - see standard base color options for codes.
 *Add each model number add on continuously to the end of the full model number as needed per options added.

Acacia Collection™ Table Bases

BASE STYLE OPTION	IMAGE	MAXIMUM TABLE TOP	MODEL NUMBER	LIST PRICE
<p>Round Pedestal Base</p> <p>These low profile discs almost make the base disappear into the floor while still maintaining the stability and mobility needed in a freestanding table.</p> <p>SPECIFICATIONS</p> <ul style="list-style-type: none"> • Construction: Mounting plates are welded to columns. Discs are bolted to columns from the bottom side for extra strength and anti-rotation. • Column: Fabricated steel 16 gage • Fixed Mounting Plate: 12" x 12" x 4 gage steel • Adjustable Leveler: Optional • Finish: Chrome or powder coat paint 		STANDARD CAFE HEIGHT STATIONARY w/ LEVELER:		
		UP TO 36" ROUND	A-R1836FX-##	\$680
		UP TO 48" ROUND	A-R2248FX-##	\$795
		UP TO 54" ROUND	A-R2254FX-##	\$975
		UP TO 60" ROUND	A-R2260FX-##	\$1,345
		STANDARD CAFE HEIGHT FLIP-TOP w/ LEVELER:		
		UP TO 36" ROUND	A-R1836FT-##	\$845
		UP TO 48" ROUND	A-R2248FT-##	\$960
		UP TO 54" ROUND	A-R2254FT-##	\$1,140
		OPTIONAL ADD-ON ITEMS:	*MODEL NUMBER ADD-ON:	PRICE ADD:
BAR HEIGHT	-BA	+ \$90		
LEVELERS	-L	+ \$80		
WIRE ACCESS	-WA	+ \$170		
CHROME	-CH	+ \$350		
<p>Square Pedestal Base</p> <p>These low profile discs almost make the base disappear into the floor while still maintaining the stability and mobility needed in a freestanding table.</p> <p>SPECIFICATIONS</p> <ul style="list-style-type: none"> • Construction: Mounting plates are welded to columns. Discs are bolted to columns from the bottom side for extra strength and anti-rotation. • Column: Fabricated steel 16 gage • Fixed Mounting Plate: 12" x 12" x 4 gage steel • Adjustable Leveler: Optional • Finish: Chrome or powder coat paint 		STANDARD CAFE HEIGHT STATIONARY w/ LEVELER:		
		UP TO 36" SQUARE	A-S1836FX-##	\$760
		UP TO 42" SQUARE	A-S1842FX-##	\$900
		UP TO 48" SQUARE	A-S1848FX-##	\$1,085
		STANDARD CAFE HEIGHT FLIP-TOP w/ LEVELER:		
		UP TO 36" SQUARE	A-S1836FT-##	\$925
		UP TO 42" SQUARE	A-S1842FT-##	\$1,065
		UP TO 48" SQUARE	A-S1848FT-##	\$1,250
		OPTIONAL ADD-ON ITEMS:	*MODEL NUMBER ADD-ON:	PRICE ADD:
		BAR HEIGHT	-BA	+ \$90
LEVELERS	-L	+ \$80		
WIRE ACCESS	-WA	+ \$170		
CHROME	-CH	+ \$555		
<p>Tapered Pedestal Base</p> <p>These low profile discs almost make the base disappear into the floor while still maintaining the stability and mobility needed in a freestanding table.</p> <p>SPECIFICATIONS</p> <ul style="list-style-type: none"> • Construction: Mounting plates are welded to columns. Discs are bolted to columns from the bottom side for extra strength and anti-rotation. • Column: Fabricated steel 16 gage • Fixed Mounting Plate: 12" x 12" x 4 gage steel • Adjustable Leveler: Optional • Finish: Chrome or powder coat paint 		STANDARD CAFE HEIGHT STATIONARY w/ LEVELER:		
		UP TO 30" ROUND	A-T1830FX-##	\$1,015
		UP TO 42" ROUND	A-T1842FX-##	\$1,075
		STANDARD BAR HEIGHT STATIONARY w/ LEVELER:		
		UP TO 30" ROUND	A-T1830FX-##	\$1,440
		UP TO 42" ROUND	A-T1842FX-##	\$1,490
		STANDARD CAFE HEIGHT FLIP-TOP w/ LEVELER:		
		UP TO 30" ROUND	A-T1830FT-##	\$1,180
		UP TO 42" ROUND	A-T1842FT-##	\$1,240
		STANDARD BAR HEIGHT FLIP-TOP w/ LEVELER:		
UP TO 30" ROUND	A-T1830FTB-##	\$1,605		
UP TO 42" ROUND	A-T1842FTB-##	\$1,655		
OPTIONAL ADD-ON ITEMS:	*MODEL NUMBER ADD-ON:	PRICE ADD:		
LEVELERS	-L	+ \$160		
CHROME - CAFÉ HEIGHT	-CCH	+ \$310		
CHROME - BAR HEIGHT	-BCH	+ \$435		

Please note: -## in base model numbers indicate the code for the base color choice - see standard base color options for codes.

*Add each model number add on continuously to the end of the full model number as needed per options added.


Acacia Collection™ Table Power Options

POWER OPTIONS	IMAGE	FEATURES	MODEL NUMBER	LIST PRICE
Plug N' Charge		<ul style="list-style-type: none"> • DAISEY-CHAIN UP TO 10 TABLES ON 1 CIRCUIT (NON-SEQUENTIAL) • 2 AC POWER SPILL-PROOF RECEPTICLE • 2 USB CHARGING 2.1 AMP PORTS • COLOR OPTIONS (-##): SILVER (SI), BLACK (BL), GLOSS WHITE (GW), BRUSHED ALUMINUM (BA) • PLUG-IN OR HARDWIRE POWER IN-FEED • JUMPERS INCLUDED • SURFACE MOUNT • 4 WIRE 2 CIRCUIT SYSTEM 	PNC-0202-##	\$839
Link N' Power		<ul style="list-style-type: none"> • DAISEY CHAIN 12 UNITS TOGETHER (NON-SEQUENTIAL) • 2 AC POWER PLUG-IN • 2 USB CHARGING 2.1 AMP PORTS • 2 DATA PORTS • COLOR OPTIONS (-##): SILVER (SI), BLACK (BL), WHITE (WH) STAINLESS STEEL (SS), BRUSHED ALUMINUM (BA) • 4 WIRE 2 CIRCUIT SYSTEM • SURFACE MOUNT WITH METAL COVER • JUMPERS INCLUDED 	LNP-020201P-##	\$890
Flip N' Connect		<ul style="list-style-type: none"> • INTERCONNECTING UP TO 8 UNITS • 2 AC POWER SPILL-PROOF RECEPTICLE • 2 USB CHARGING PORTS • 1 HDMI PORT OR 1 CAT6 DATA PORT • COLOR OPTIONS (-##): BLACK (BL), SILVER (SI) • SURFACE MOUNT POP-UP METAL UNIT • UL LISTED • JUMPERS INCLUDED UP TO A 60" LONG TABLE • JUMPERS FOR OVER 60" LONG TABLE IS \$95 LIST 	FNC-020201D-##	\$1205
Plug N' Play		<ul style="list-style-type: none"> • CORDED SOLUTION • 2 AC SPILL-PROOF POWER RECEPTICLES • 2 USB CHARGING PORTS • 1 CAT6 DATA PORT • UL LISTED • COLOR OPTIONS (-##): BLACK (BL), WHITE (WH) • SURFACE MOUNT POP-UP UNIT 	PNP-020201DC-##	\$435


Acacia Standard Low Pressure Laminate Options




White
300-G2S




Classic Maple
290-G2S




Stainless
961-G2S




Viva Walnut
G21-G2S



Kindle
H67-G2S




Storm
HO5-G2S




Cayenne Maple
766-G2S

Please note: Any laminate chosen outside of our standard laminates will have a change in price and lead time.

Acacia Standard Base Color Options



Black (BL)




Sky White (SW)



Dark Tone (DT)



Black Wrinkle (BW)



Silver (SV)



Champagne (CP)