





Cafe Table Transport Carts

FEATURES

- Heavy duty angle or tubular steel frame
- Bolt fastened premium casters
- Black powder coat metal finish
- Packed 1 cart per carton

CASTER OPTION

Choose from standard caster or optional casters (additional charges apply).

PRODUCT IMAGE	MODEL NUMBER	SIZE (W" x L" x H")	WT (LBS)	STANDARD CASTER	CASTER OPTIONS	MAX ITEM DIM	TO TRANSPORT	CAPACITY	LIST PRICE
	HD-CCT30-REV-WB	28.25"x 61.5" x 54.5"	n/a	Two (2) fixed 5" dia casters Two (2) swivel locking 5" dia casters		4040 Square (76.5" from floor)	24-36" Revolution IC Round Square Snap Weighted Bases	20 Tables 40 Columns 20 Bases 12 Tables 24 Columns 12 Weighted Bases	\$2,985
	HD-CCT24	25 x 31 x 72	152	5" dia. x 2" W 4 swivel phenolic	6" dia. x 2" W (swivel) 6" dia. X 2" W (locking)	24" Round	24" Cafe Tables	10 Tables 20 Columns 10 Bases	\$2,930
	HD-CCT30	32 x 36.5 x 72	155			30" Round	30" Cafe Tables	10 Tables 20 Columns 10 Bases	\$2,985
	HD-CCT36	43 x 36.5 x 76	230			36" Round	36" Cafe Tables	12 Tables 24 Columns 12 Bases	\$3,770
	HD-CCT-REV-TB	31 x 45 x 71.5	145	5" dia. x 2" W 2 rigid, 2 swivel phenolic		36" Round	24-36" Revolution IC Round Square Snap	20 Tables 40 Columns 20 Trumpet Bases	\$4,505
	HD-CCT-REV-XB	31 x 45 x 71.5	145	5" dia. x 2" W 2 rigid, 2 swivel phenolic		36" Round	24-36" Revolution IC Round Square Snap	20 Tables 40 Columns 20 X-Bases	\$4,505

(Product sold separately)