

Signature Series™ Office Chairs

INTRODUCING SIGNATURE SERIES™ OFFICE CHAIRS

Your Office. Your Choice. Your Signature.

NEW Signature Series™ Office Chairs offer customers simplicity and choice, including choice of Synchro Control from Simple to Intensive, choice of back position tilt, choice of seat, arm and lumbar adjustability, choice of frame colors and choice of wide selection of fabrics. Mesh Back chairs from PS Furniture's Signature Series™ are offered in a variety of price points, frame colors and upholstery material from any of our carded programs, as well as COM. All models are made in America, ship semi-assembled and come with a 10-year warranty on mechanical and structural parts (including cylinders).



MODEL 1
TASK OFFICE CHAIR



MODEL 1
TASK OFFICE STOOL



MODEL 2
MANAGEMENT OFFICE CHAIR



MODEL 3
EXECUTIVE OFFICE CHAIR



Build your Signature Series Office Chair model # in 5 easy steps on the next pages or explore our online Product Builder: <https://pc.psfurniture.com/>.

EXAMPLE MODEL #:	①	②	③	④	⑤	
	STYLE	ARMS	FRAME COLOR	CASTER	FABRIC GRADE	MODEL #:
	TS	1	B	3	G02	= TS1B2G02

PS Furniture offers a comprehensive fabric and finish program including Grades 1-5 options, as well as C.O.M. This multi-faceted program provides one of the most comprehensive fabric and finish palettes on the market today. We have graded in all Momentum and CF Sinson fabrics. **Please go to psfurniture.com to look at all the graded fabrics in Finish Options, Seating.** Please call us for any fabric you'd like to use on your Signature Series™ chairs.

SEAT ONLY UPHOLSTERED FABRIC GRADE PRICING		
FABRIC GRADE	CODE	LIST PRICE ADD-ON
COM	COM	+ \$0
GRADE 1	G01	+ \$0
GRADE 2	G02	+ \$55
GRADE 3	G03	+ \$75
GRADE 4	G04	+ \$100
GRADE 5	G05	+ \$120

Customer's Own Material (C.O.M.) Program
Fabric Requirements for Models 1, 2 & 3: Seat Only Upholstered = 1 yard each chair
Send all COM fabric to: MIA Seating 3919 Greenfield Drive Union City, TN 38261 Attn: PS Furniture Order Acknowledgement #

Signature Series™ Office Chairs - MODEL 3








FEATURES

- Intensive Synchro Control by Donati with 2:1 back to seat Tilt Ratio and 4-position back Tilt Lock
- Side Tension Control
- 5-degree Forward Seat tilt
- Integrated Seat Slider
- Adjustable Lumbar Support
- 8-Way Height Adjustable Arms with Pivoting and Sliding Arm Pads
- Suspension Seat with High Density, Highly Resilient Molded Foam

OPTIONS

- Back: Available in Black Mesh
- Frame: Available in Black (B), White (W) or Gray (G)
- Seat: Available in COM, Grade 1 (+\$0) or any Momentum and Stinson fabrics grades 1-5



1 MODEL 3 STYLE		CODE	BASE LIST PRICE
	Executive Office Chair	EC	\$975
2 ARM OPTIONS		CODE	LIST PRICE ADD-ON
	Armless	1	+\$0
	With Arms	2	+\$70
3 FRAME COLOR OPTIONS		CODE	LIST PRICE ADD-ON
	Black	B	+\$0
	White	W	+\$0
	Gray	G	+\$0
4 CASTER OPTION		CODE	LIST PRICE ADD-ON
Standard Caster (only option)		3	+\$0
5 FABRIC GRADE OPTIONS		CODE	LIST PRICE ADD-ON
Customer's Own Material (COM)		COM	+\$0
GRADE 1 Fabric Options 		G01	+\$0
Momentum & Stinson Grades 1-5 Options		See Page 41	See Page 41