



psfurniture
Furniture For Flexible Spaces

PRICE LIST

EFFECTIVE JANUARY 1, 2026



ABOUT PS FURNITURE



PS Furniture is proud to announce that we are now a 100% employee-owned American manufacturing company, specializing in commercial furniture for flexible spaces.

This transition strengthens our legacy and ensures that the people who build and ship our products are directly invested in the quality and durability our customers rely on. When you partner with PS Furniture, you're not working with a vendor—you're working with a team of owners. We are proud to label many of our products with "Made in the U.S.A." Most of the products that we sell are produced and shipped directly from our Pennsylvania factory.

FREIGHT POLICY

- PS Furniture will pay for freight on orders of \$2,000 NET or higher, shipped in the contiguous 48 states.
- The following shipping charges apply to orders less than \$2000 NET:
 - For All Products less than \$2,000 NET: +\$250 per order
 - Products may be combined to reach \$2,000 NET minimum, with the exception of Revolution Shield™ Flip-Top Tables
 - If Five (5) or fewer Revolution Shield™ Flip-Top Tables are ordered, shipping will be FOB Conneautville, PA
 - Additional freight & service charges requested by the customer may apply for services above and beyond normal LTL shipment charges such as lift gates, inside delivery, residential services, etc.

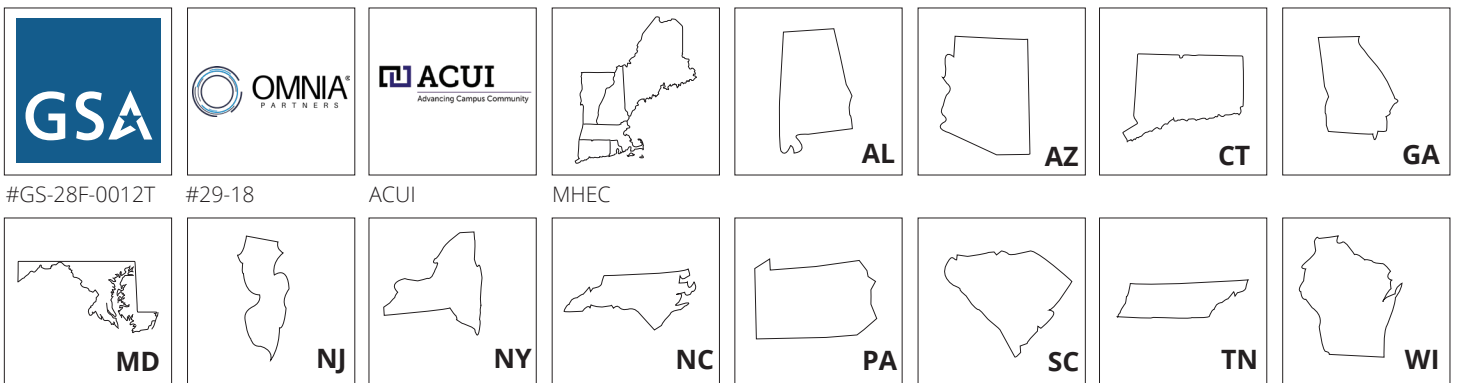
CANCELLATION CHARGES

Any change or cancellation to an order must be submitted in writing within 10 days of acknowledgement and confirmed by PS Furniture Customer Service before the change or cancellation is effective. There will be no cancellation charges prior to production except where specialty products for said order have been purchased by PS Furniture. If materials have entered the production process a 50% cancellation fee may be incurred depending upon the production stage of the order. Cancellations cannot be accepted once final production has begun.

RETURNS

As all product is "made to order" we cannot accept any returns.

PUBLIC CONTRACTS



Visit our website for all contract details: www.psfurniture.com/contracts/.



NEED HELP?

Scan this QR code to chat with one of our Live Customer Service Team Members!

TABLE OF CONTENTS

- SEATING -

ACTON® SEATING LINE	5-10
NIMA™ SEATING LINE.....	11-18
MUM™	19-21
PREMIERCOMFORT® PC500 SLED STACKING CHAIRS	22
CLASSIC EVENT CHAIRS (C450).....	23
EVENTXPRESS™ FOLDING CHAIRS (C600)	24

- TABLES -

REVOLUTION TABLES

REVOLUTION® FOLDING T-LEG TABLES	26
REVOLUTION® FLIP-TOP T-LEG TABLES.....	27
REVOLUTION® FOLDING LINEAR T-LEG TABLES.....	28
REVOLUTION® FLIP-TOP LINEAR T-LEG TABLES.....	29
REVOLUTION® FOLDING ARCHED T-LEG TABLES.....	30
REVOLUTION® FLIP-TOP ARCHED T-LEG TABLES	31
REVOLUTION® FOLDING SQUARE-LEG TABLES	32
REVOLUTION® MODESTY PANEL & CARTS.....	33
REVOLUTION® POWER OPTIONS	34
MAXX EDGE® & BASE COLOR OPTIONS.....	35
REVOLUTION® CAFE TABLES	36-37
REVOLUTION® CAFE TABLE PACKAGES	38-39
REVOLUTION SHIELD™ FLIP-TOP TABLES WITH AMULET® BALLISTIC BARRIERS	40

TRAINING & CAFE TABLES

SCISSOR TABLES™	41
ACACIA COLLECTION™ TABLES.....	42-61
ROLLERS™ MOBILE TABLES	62-63
CAFE TABLES AND PACKAGES	64-65

PLYWOOD CORE TABLES

MAXX EDGE® LAMINATED PLYWOOD FOLDING TABLES.....	66
LAMINATED PLYWOOD FOLDING TABLES	67
LAMINATE SELECTIONS & PRICING.....	68
LAMINATE TABLE POLICIES.....	69
600 SERIES PLYWOOD BANQUET TABLES.....	70
600 SERIES PADDED TOP BANQUET TABLES.....	71
200 SERIES PLYWOOD FOLDING TABLES	72-73

LIGHTWEIGHT PLASTIC TABLES

RESILIENT® LIGHTWEIGHT ABS PLASTIC TABLES	74
POLYLITE® LIGHTWEIGHT PLASTIC TABLES.....	75
RESILIENT® PREMIUM PLASTIC TABLES.....	76

- CARTS & PARTS -

RECTANGULAR TABLE TRANSPORT CARTS	78
ROUND & MULTI-PURPOSE TABLE TRANSPORT CARTS.....	79
CAFE TABLE TRANSPORT CARTS	80
STACKING/FOLDING CHAIR TRANSPORT CARTS.....	81-82
TABLE & CHAIR REPLACEMENT PARTS.....	83-84
ACTON® / NIMA™ REPLACEMENT PARTS.....	85

- WARRANTY & COMPANY INFO -

ACTON® / NIMA™ WARRANTY INFORMATION	86
PS FURNITURE WARRANTY STATEMENT	87
FREIGHT POLICY / RETURNS / CONTRACTS INFORMATION.....	2

- DANCE FLOOR -

For any dance floor inquiries, please request a custom quote via email to sales@psfurniture.com.

SEATING



The Acton® Seating Line

ACTON® STACKER FEATURES

- Distinctive Z-shaped design
- Integral Arms - Define space for high-density seating and provide added comfort.
- Seat and Backrest - Textured surfaces hide fingerprints, small scratches and are easily replaced.
- Waterfall Seat - Front Support behind knees without cutting off circulation.
- Floating Backrest - Cantilever design provides lumbar support.
- Safety and Durability - Acton Stacker Chairs meet or exceed all applicable ANSI/BIFMA test standards.
- Upholstered Chairs - Upholstery can be replaced.
- Acton Dolly - With our optional dolly you can stack and roll your Acton chairs.
- Dolly Capacity: Non-Upholstered Chairs = 26 / Upholstered Chairs = 18 (stacking upholstered chairs may lead to impression left in cushions)
- Without the dolly, Acton Chairs can be stacked 6 high on the floor (5 preferred).

Acton Stacker Armless Model



Acton Stacker Arm Model



ACTON® CASTER BASE TASK CHAIR & TASK STOOL FEATURES

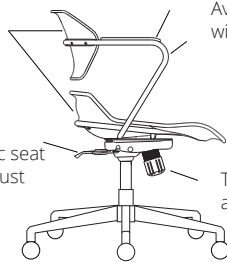
- Pneumatic Seat Height Adjustment - activated by a conveniently located paddle at the side of the chair.
- Tilt Tension - adjustable with the tension adjustment knob located below the front of the seat (Task Chair Only).
- Five Star Base - Black textured base resists marring.
- Knocked-Down Shipping - Chairs are shipped KD as standard.
- Safety and Durability - The Acton Caster Base Chairs meet or exceed all applicable ANSI/BIFMA test standards.
- Dimensions: H:28"-33" SW:20" SD:21 1/2" SH:16"-20 1/4" AH:9 1/4" / Weight Capacity: 300 lbs.

Acton Task Chair

H: 28" to 33"

SH: 16" to 20.25"

Pneumatic seat height adjust paddle.



Arm Caps are optional.

Available with or without arms.

Tilt tension adjust knob.

Acton Task Stool

H: 33.5" to 43.75"

SH: 21" to 31.25"

10 1/4" height adjustment.

Adjustable height foot-ring.



ACTON® FRAME FINISHES



Black (H)




Grey Taupe (G)




Pearl (A)



Platinum (W)




Steel Grey (Y)




Chrome (5)


ACTON® SHELL COLORS




Black (H)



Aqua (J)




Dark Burgundy (3)




Grey Taupe (G)




Leaf (B)



Navy (U)



Pearl (A)




Platinum (W)



Pomegranate (8)



Sky (N)



Steel Grey (Y)

Acton Stacker® - Armless Model


FEATURES

- Reinforced tubular frames come in chrome or standard textured powder coat finishes listed below
- Sculptured seat and back are designed to provide overall body comfort and superior back support
- Available in either non-upholstered textured polypropylene (colors listed below) or upholstered ½" foam on polypropylene shell
- Chairs are shipped standard with high-density copolymer glides for use on carpeted and hard floor surfaces
- Momentum and CF Stinson fabrics graded in - please go to psfurniture.com for more info in Finish Options and page 10 for graded pricing
- Welded steel ganging attachments ensure straight rows and are permanently affixed to frame
- See frame and shell color option swatches on page 5
- Dimensions: W:20" D:21 1/2" H:30 1/2" SH:17" / Weight Capacity: 300 lbs. / Total Chair Weight: 13 lbs.

1	2	3	4	5	6	7	8
Product Code	Upholstery Option	Arm Option	Glide Option	Frame Option	Frame Color	Shell Color	Fabric Option
??	?	?	?	?	?	?	???

Example Code: AC + 1 + 2 + 1 + 0 + H + H + G02 = AC1210HHG02

Description	Acton Base Product Code	Fully Upholstered	Standard Armless	Standard Plastic Glide	Standard Frame	Black	Black	Fabric: Grade 2	Total List Price				
Price	\$355	+	\$0	+	\$0	+	\$0	- \$55	- \$30	+	\$345	=	\$615

1 ACTON® STYLE	CODE	BASE LIST PRICE	6 FRAME COLOR OPTIONS	CODE	LIST PRICE ADD-ON
 Acton Stacker Armless Model	AC	\$355 (add options with codes below)	Black	H	- \$55 (deduct)
			Grey Taupe	G	+ \$0
			Pearl	A	+ \$0
			Platinum	W	+ \$0
			Steel Grey	Y	+ \$0
			Chrome*	5	+ \$25

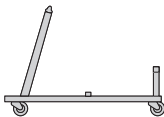
2 UPHOLSTERY OPTIONS	CODE	LIST PRICE ADD-ON	7 SHELL COLOR OPTIONS	CODE	LIST PRICE ADD-ON
 Non-Upholstered (All Plastic)	0	+ \$0	Black	H	- \$30 (deduct)
 Seat Only Upholstered (Plastic Back)	P	+ \$0	Aqua	J	+ \$0
 Fully Upholstered Seat & Back	1	+ \$0 Graded Fabric List Price Add-Ons SEE STEP 8 GO TO PAGE 10	Dark Burgundy	3	+ \$0
			Grey Taupe	G	+ \$0
			Leaf	B	+ \$0
			Navy	U	+ \$0
			Pearl	A	+ \$0
			Platinum	W	+ \$0
			Pomegranate	8	+ \$0
			Sky	N	+ \$0
			Steel Grey	Y	+ \$0

3 ARM OPTION	CODE	LIST PRICE ADD-ON
Standard Armless	2	+ \$0

4 GLIDE OPTIONS	CODE	LIST PRICE ADD-ON
Standard Plastic Glide	2	+ \$0
Steel Glide	0	+ \$0

5 FRAME OPTIONS	CODE	LIST PRICE ADD-ON
Standard Frame	0	+ \$0
Ganging Connectors	2	+ \$25

8 FABRIC OPTIONS	CODE (3-digit)	LIST PRICE ADD-ON
Omit for Non-upholstered Chairs	SEE PAGE 10	SEE PAGE 10

SLED CHAIR DOLLY	CODE	LIST PRICE
	869400041	\$750
	Capacity: • Non-Upholstered: up to 25 chairs • Upholstered**: up to 18 chairs	

*Longer Lead Time for Chrome Frame without Ganging Connectors.
**Stacking upholstered chairs may lead to impression left in cushions.

Acton Stacker® - Arm Model


FEATURES

- Reinforced tubular frames come in chrome or standard textured powder coat finishes listed below
- Sculptured seat and back are designed to provide overall body comfort and superior back support
- Available in either non-upholstered textured polypropylene (colors listed below) or upholstered ½" foam on polypropylene shell
- Chairs are shipped standard with high-density copolymer glides for use on carpeted and hard floor surfaces
- Momentum and CF Stinson fabrics graded in - please go to psfurniture.com for more info in Finish Options and page 10 for graded pricing
- Optional Arm Caps come in textured molded matching color plastic (cannot be field installed)
- Welded steel ganging attachments ensure straight rows and are permanently affixed to frame
- See frame and shell color option swatches on page 5
- Dimensions: W:20" D:21 1/2" H:30 1/2" SH:17" AH:9 1/4" / Weight Capacity: 300 lbs. / Total Chair Weight: 14 lbs.




1	2	3	4	5	6	7	8
Product Code	Upholstery Option	Arm Option	Glide Option	Frame Option	Frame Color	Shell Color	Fabric Option
??	?	?	?	?	?	?	???

Example Code: AC + 1 + 0 + 1 + 0 + H + H + G02 = AC1010HHG02

Description	Acton Base Product Code	Fully Upholstered	Standard Arms	Standard Plastic Glide	Standard Frame	Black	Black	Fabric: Grade 2	Total List Price			
Price	\$370	+	\$0	+	\$0	+	\$0	- \$55 - \$30	+	\$345	=	\$630

1 ACTON® STYLE	CODE	BASE LIST PRICE
 Acton Stacker Arm Model	AC	\$370 (add options with codes below)

6 FRAME COLOR OPTIONS	CODE	LIST PRICE ADD-ON
Black	H	- \$55 (deduct)
Grey Taupe	G	+ \$0
Pearl	A	+ \$0
Platinum	W	+ \$0
Steel Grey	Y	+ \$0
Chrome*	5	+ \$25

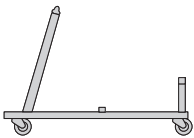
2 UPHOLSTERY OPTIONS	CODE	LIST PRICE ADD-ON
 Non-Upholstered (All Plastic)	0	+ \$0
 Seat Only Upholstered (Plastic Back)	P	+ \$0
 Fully Upholstered Seat & Back	1	+ \$0

7 SHELL COLOR OPTIONS	CODE	LIST PRICE ADD-ON
Black	H	- \$30 (deduct)
Aqua	J	+ \$0
Dark Burgundy	3	+ \$0
Grey Taupe	G	+ \$0
Leaf	B	+ \$0
Navy	U	+ \$0
Pearl	A	+ \$0
Platinum	W	+ \$0
Pomegranate	8	+ \$0
Sky	N	+ \$0
Steel Grey	Y	+ \$0

3 ARM OPTION	CODE	LIST PRICE ADD-ON
Standard Arms	0	+ \$0
Arms with Arm Caps	1	+ \$95

8 FABRIC OPTIONS	CODE (3-digit)	LIST PRICE ADD-ON
Omit for Non-upholstered Chairs	SEE PAGE 10	SEE PAGE 10

4 GLIDE OPTIONS	CODE	LIST PRICE ADD-ON
Standard Plastic Glide	2	+ \$0
Steel Glide	0	+ \$0

SLED CHAIR DOLLY	CODE	LIST PRICE
	869400041	\$750
Capacity:		
• Non-Upholstered: up to 25 chairs		
• Upholstered**: up to 18 chairs		

5 FRAME OPTIONS	CODE	LIST PRICE ADD-ON
Standard Frame	0	+ \$0
Ganging Connectors	2	+ \$25

*Longer Lead Time for Chrome Frame without Ganging Connectors.
**Stacking upholstered chairs may lead to impression left in cushions.

Acton® Caster Base Task Chair


FEATURES




- Well-dimensioned for ergonomic performance with an advanced passive task seating design
- Reinforced tubular frames come in chrome or standard textured powder coat finishes listed below
- Contoured seat and back offer just the right angles and curves to promote body circulation for prolonged sitting comfort
- Available in either non-upholstered textured polypropylene (colors listed below) or upholstered ½" foam on polypropylene shell
- Optional Arm Caps come in textured molded matching color plastic (cannot be field installed)
- Momentum and CF Stinson fabrics graded in - please go to psfurniture.com for more info in Finish Options and page 10 for graded pricing
- See frame and shell color option swatches on page 5
- Dimensions: H:28"-33" SW:20" SD:21 1/2" SH:16"-20 1/4" AH:9 1/4" / Weight Capacity: 300 lbs. / Total Chair Weight: 22-23 lbs.

1	2	3	4	5	6	7	8	9
Product Code	Upholstery Option	Arm Option	Frame Option	Glide/Caster	Base Color	Frame Color	Shell Color	Fabric Option
??	?	?	???	?	?	?	?	???

Example Code: AB + 1 + 1 + 5A1 + 3 + H + H + H + G02 = AB105A13HHG02





Description	Acton Base Product Code	Fully Upholstered	Arms with Arm Caps	Caster Base	Hard Caster	Black Only	Black	Black	Fabric: Grade 2	Total List Price							
Price	\$565	+	\$0	+	\$100	+	\$0	+	\$0	-	\$50	-	\$30	+	\$345	=	\$930

1 ACTON® STYLE	CODE	BASE LIST PRICE
 Acton Caster Base Task Chair	AB	\$565 (add options with codes below)

2 UPHOLSTERY OPTIONS	CODE	LIST PRICE ADD-ON
 Non-Upholstered (All Plastic)	0	+ \$0
 Seat Only Upholstered (Plastic Back)	P	+ \$0 Graded Fabric List Price Add-Ons SEE STEP 9 GO TO PAGE 10
 Fully Upholstered Seat & Back	1	

3 ARM OPTIONS	CODE	LIST PRICE ADD-ON
Armless	2	+ \$0
Arms	0	+ \$5
Arms with Arm caps	1	+ \$100

4 FRAME / BASE OPTION	CODE	LIST PRICE ADD-ON
Caster Base	5A1	+ \$0

5 GLIDE / CASTER OPTIONS	IMAGE	CODE	LIST PRICE ADD-ON
Glide		1	+ \$0
Soft Caster (for hard floors)		2	+ \$0
Hard Caster (for carpeted floors)		3	+ \$0
Soft Caster w/ Brake (for hard floors)		4	+ \$5

6 BASE COLOR	CODE	LIST PRICE ADD-ON
Black (Standard)	H	+ \$0

7 FRAME COLOR OPTIONS	CODE	LIST PRICE ADD-ON
Black	H	- \$50 (deduct)
Grey Taupe	G	+ \$0
Pearl	A	+ \$0
Platinum	W	+ \$0
Steel Grey	Y	+ \$0
Chrome	5	+ \$30

8 SHELL COLOR OPTIONS	CODE	LIST PRICE ADD-ON
Black	H	- \$30 (deduct)
Aqua	J	+ \$0
Dark Burgundy	3	+ \$0
Grey Taupe	G	+ \$0
Leaf	B	+ \$0
Navy	U	+ \$0
Pearl	A	+ \$0
Platinum	W	+ \$0
Pomegranate	8	+ \$0
Sky	N	+ \$0
Steel Grey	Y	+ \$0

9 FABRIC OPTIONS	CODE (3-digit)	LIST PRICE ADD-ON
Omit for Non-upholstered Chairs	SEE PAGE 10	SEE PAGE 10

NOTE: Please contact us regarding different height cylinders to meet specific seat height requirements.

Acton® Caster Base Task Stool



FEATURES

- This versatile stool's extended 10% height range means it can double as a task chair
- Well-dimensioned for ergonomic performance with an advanced passive task seating design
- Reinforced tubular frames come in chrome or standard textured powder coat finishes listed below
- Contoured seat and back offer just the right angles and curves to promote body circulation for prolonged sitting comfort
- Available in either non-upholstered textured polypropylene (colors listed below) or upholstered ½" foam on polypropylene shell
- Optional Arm Caps come in textured molded matching color plastic (cannot be field installed)
- Momentum and CF Stinson fabrics graded in - please go to psfurniture.com for more info in Finish Options and page 10 for graded pricing
- See frame and shell color option swatches on page 5
- Dimensions: H:33 1/2"-43 3/4" SW:20" SD:21 1/2" SH:21"-31 1/4" AH:9 1/4" / Weight Capacity: 300 lbs. / Total Chair Weight: 25-26 lbs.

1	2	3	4	5	6	7	8	9
Product Code	Upholstery Option	Arm Option	Frame Option	Glide/Caster	Base Color	Frame Color	Shell Color	Fabric Option
??	?	?	???	?	?	?	?	???

Example Code: AS + 1 + 1 + 6A1 + 1 + H + H + H + G02 = AS106A11HHG02

Description	Acton Base Product Code	Fully Upholstered	Arms with Arm Caps	Caster Stool Ring	Hard Caster	Black Only	Black	Black	Fabric: Grade 2	Total List Price							
Price	\$690	+	\$0	+	\$100	+	\$0	+	\$0	-	\$50	-	\$30	+	\$345	=	\$1,055

1 ACTON® STYLE	CODE	BASE LIST PRICE	
 Acton Caster Base Task Stool	AS	\$690 (add options with codes below)	
2 UPHOLSTERY OPTIONS	CODE	LIST PRICE ADD-ON	
 Non-Upholstered (All Plastic)	0	+\$0	
 Seat Only Upholstered (Plastic Back)	P	+\$0	
 Fully Upholstered Seat & Back	1	Graded Fabric List Price Add-Ons SEE STEP 9 GO TO PAGE 10	
3 ARM OPTIONS	CODE	LIST PRICE ADD-ON	
Armless	2	+\$0	
Arms	0	+\$5	
Arms with Arm caps	1	+\$100	
4 FRAME / BASE OPTION	CODE	LIST PRICE ADD-ON	
Caster Base	6A1	+\$0	
5 GLIDE / CASTER OPTIONS	IMAGE	CODE	LIST PRICE ADD-ON
Glide		1	+\$0
Soft Caster (for hard floors)		2	+\$0
Hard Caster (for carpeted floors)		3	+\$0
Soft Caster w/ Brake (for hard floors)		4	+\$5

6 BASE COLOR	CODE	LIST PRICE ADD-ON
Black (Standard)	H	+\$0
7 FRAME COLOR OPTIONS	CODE	LIST PRICE ADD-ON
Black	H	- \$50 (deduct)
Grey Taupe	G	+\$0
Pearl	A	+\$0
Platinum	W	+\$0
Steel Grey	Y	+\$0
Chrome	5	+\$30
8 SHELL COLOR OPTIONS	CODE	LIST PRICE ADD-ON
Black	H	- \$30 (deduct)
Aqua	J	+\$0
Dark Burgundy	3	+\$0
Grey Taupe	G	+\$0
Leaf	B	+\$0
Navy	U	+\$0
Pearl	A	+\$0
Platinum	W	+\$0
Pomegranate	8	+\$0
Sky	N	+\$0
Steel Grey	Y	+\$0
9 FABRIC OPTIONS	CODE (3-digit)	LIST PRICE ADD-ON
Omit for Non-upholstered Chairs	SEE PAGE 10	SEE PAGE 10

Acton® Fabric Information

PS Furniture offers a comprehensive fabric and finish program including Grades 1-5 options, as well as C.O.M. This multi-faceted program provides one of the most comprehensive fabric and finish palettes on the market today. We have graded in all Momentum and CF Sinson fabrics. Please go to psfurniture.com to look at all the graded fabrics in Finish Options, Seating. Please call us for any fabric you'd like to use on your Acton® chairs.



Seat Only Upholstered
(Plastic Back)



Fully Upholstered
Seat & Back

SEAT ONLY UPHOLSTERED FABRIC GRADE PRICING		
FABRIC GRADE	CODE	LIST PRICE ADD-ON
COM	COM	+ \$170
GRADE 1	G01	+ \$180
GRADE 2	G02	+ \$215
GRADE 3	G03	+ \$225
GRADE 4	G04	+ \$240
GRADE 5	G05	+ \$265

FULLY UPHOLSTERED SEAT & BACK FABRIC GRADE PRICING		
FABRIC GRADE	CODE	LIST PRICE ADD-ON
COM	COM	+ \$280
GRADE 1	G01	+ \$295
GRADE 2	G02	+ \$345
GRADE 3	G03	+ \$365
GRADE 4	G04	+ \$380
GRADE 5	G05	+ \$415

**For Fabric grades higher than 5 - please call 1.800.762.0415 to request a quote.*

Customer's Own Material (C.O.M.) Orders	
<p>Send all COM fabric to:</p> <p>PS Furniture 801 High Street Conneautville, PA Attn: PS Furniture Acknowledgement #</p>	<p>Acton® Fabric Requirements*:</p> <p>Seat Only Upholstered = .60 yards each Fully Upholstered Seat & Back = .85 yards each</p>

**Please estimate your fabric yardage in whole numbers rounding up.*

**ADD YOUR UNIVERSITY / SCHOOL / BUSINESS LOGO
TO YOUR ACTON CHAIRS!**

Ask us about Custom Embroidered Logos - please call for a custom quote.



Build your Acton Chair model # in 8 easy steps on our online Product Builder: <https://pc.psfurniture.com/>.

The NIMA™ Seating Line




PS Furniture is honored to bring to you a family of chairs created by iconic designer Giancarlo Piretti. With the NIMA™ seating line, Giancarlo Piretti shares his gift for blending sumptuous beauty with elegant engineering. NIMA is his latest creation, combining Giancarlo's renowned articulating back with an appearance that can only be described as lovely. PS Furniture's NIMA™ seating line is the culmination of Giancarlo Piretti's patented articulating back mechanism, wrapped in Giancarlo's elegant design.


NIMA FEATURES

- NIMA's patented articulating back mechanism is discrete and minimized, letting the chair's elegance be the design statement.
- NIMA's desk, bar, and counter height seating allow multi-tiered classroom configurations, giving teachers and students better line-of-sight.
- NIMA is an inspiring multipurpose chair that provides exceptional comfort through a sophisticated minimalist aesthetic.
- With 11 available shell colors and 5 different finish options, NIMA can complement any environment.
- NIMA is also available with upholstery options – see page 18.
- Sled base chairs (with or without arms/upholstery) can stack up to 20 high on a dolly.
- Four leg chairs (with or without casters/arms/upholstery) can stack up to 16 high on a dolly.


NIMA™ SHELL COLORS



NIMA™ FRAME FINISHES



NIMA™ ARMREST COLORS



NIMA™ Sled Base Desk Height Chair


FEATURES




- NIMA, by iconic designer Giancarlo Piretti, is designed with a patented articulating back mechanism
- Pivot point of flex design appropriately responds to user movements
- Features a 5/8" O.D. 14-gauge frame that comes in four standard colors or optional chrome base
- Backs and seats are available in either non-upholstered texture molded polypropylene or upholstered foam on shell
- Momentum and CF Stinson fabrics graded in - please go to psfurniture.com for more info in Finish Options and page 18 for graded pricing
- 11 available shell colors and 5 different frame finish options, NIMA can complement any environment
- See frame and shell color option swatches on page 11.
- Sled Base Chairs (with or without arms/upholstery) can stack up to 20 high on a dolly or 5-6 high on the floor**.
- Weight Capacity 300 lbs. / Dimensions: H:33" W: 20" D: 21.5" / Total Chair Weight: 17-19 lbs.




1	2	3	4	5	6	7	8
Product Code	Upholstery Option	Arm Option	Glide Option	Frame Color	Shell Color	Armrest Color	Fabric Option
???	?	?	?	??	??	??	???



Example Code: FGA + 2 + 0 + 1 + 0H + 0H + 0H + G02 FGA2010H0H0HG02

Description	Nima Base Product Code	Fully Upholstered	With Arms	Plastic Glide	Frame: Nero	Shell: Nero	Armrest: Nero	Fabric: Grade 2	Total List Price						
Price	\$490	+	\$0	+	\$75	+	\$0	+	\$0	+	\$0	+	\$295	=	\$860

1 NIMA™ STYLE	CODE	BASE LIST PRICE
 NIMA Sled Base Desk Height Chair	FGA	\$490

2 UPHOLSTERY OPTIONS	CODE	LIST PRICE ADD-ON
 Non-Upholstered (All Plastic)	0	+ \$0
 Seat Only Upholstered (Plastic Back)	1	+ \$0
 Fully Upholstered Seat & Back	2	+ \$0 Graded Fabric List Price Add-Ons SEE STEP 8 GO TO PAGE 18

3 ARM OPTIONS	CODE	LIST PRICE ADD-ON
 Armless	2	+ \$0
 Armless with Ganging Connector	3	+ \$20
 With Arms	0	+ \$75


4 GLIDE OPTIONS	CODE	LIST PRICE ADD-ON
 Plastic Glide (standard)	1	+ \$0
 Steel Glide	0	+ \$5

5 FRAME COLOR OPTIONS	CODE	LIST PRICE ADD-ON
Ardesia	JH	+ \$0
Argento	JX	+ \$0
Magnesio	BM	+ \$0
Nero	0H	+ \$0
Chrome (sled base only)	05	+ \$65

6 SHELL COLOR OPTIONS	CODE	LIST PRICE ADD-ON
Ardesia	JH	+ \$0
Azzurro	JY	+ \$0
Bianco	JA	+ \$0
Giallo	JF	+ \$0
Lago	JE	+ \$0
Latte	JL	+ \$0
Mela Verde	JW	+ \$0
Nero	0H	+ \$0
Oceano	JB	+ \$0
Piscina	JS	+ \$0
Rosso Ferrari	JK	+ \$0

7 ARMREST & TRIM COLOR OPTIONS (arm chair only)	CODE	LIST PRICE ADD-ON
*Omit for Armless Chairs		
Cool Cement	JU	+ \$0
Nero	0H	+ \$0

8 FABRIC OPTIONS	CODE (3-digit)	LIST PRICE ADD-ON
*Omit for Non-upholstered Chairs	SEE PAGE 18	SEE PAGE 18

SLED CHAIR DOLLY	CODE	FINISH	LIST PRICE
	350100AM0H	Matte Black	\$1,875
Capacity: Up to 20 chairs**			

**Note: Stacking upholstered chairs may lead to impression left in cushions.

NIMA™ Four Leg Desk Height Chair


FEATURES

- NIMA, by iconic designer Giancarlo Piretti, is designed with a patented articulating back mechanism
- Pivot point of flex design appropriately responds to user movements
- Features a 7/8" O.D. 14-gauge frame that comes in four standard colors
- Backs and seats are available in either non-upholstered texture molded polypropylene or upholstered foam on shell
- Momentum and CF Stinson fabrics graded in - please go to psfurniture.com for more info in Finish Options and page 18 for graded pricing
- 11 available shell colors and 4 different frame finish options, NIMA can complement any environment
- See frame and shell color option swatches on page 11
- Four Leg Chairs (with or without casters/arms/upholstery) can stack up to 16 high on a dolly or 5-6 high on the floor**.
- Note: Tablet Arm Chairs are NOT stackable.
- Weight Capacity 300 lbs. / Dimensions: H: 33", W: 20", D: 21.5", Seat Height is 18" (from floor to seat) for 30" height desks / Total Chair Weight: 16-17 lbs.

1	2	3	4	5	6	7	8
Product Code	Upholstery Option	Arm Option	Glide/Caster	Frame Color	Shell Color	Armrest Color	Fabric Option
???	?	?	?	??	??	??	???

Example Code: FGD + 2 + 0 + 1 + 0H + 0H + 0H + G02 FGD2010H0H0HG02



Description	Nima Base Product Code	Fully Upholstered	With Arms	Glide	Frame: Nero	Shell: Nero	Armrest: Nero	Fabric: Grade 2	Total List Price										
Price	\$500	+	\$0	+	\$75	+	\$0	+	\$0	+	\$0	+	\$0	+	+0	+	\$295	=	\$870

1 NIMA™ STYLE	CODE	BASE LIST PRICE
 NIMA Four Leg Desk Height Chair	FGD	\$500




5 FRAME COLOR OPTIONS	CODE	LIST PRICE ADD-ON
Ardesia	JH	+ \$0
Argento	JX	+ \$0
Magnesio	BM	+ \$0
Nero	0H	+ \$0

2 UPHOLSTERY OPTIONS	CODE	LIST PRICE ADD-ON
Non-Upholstered (All Plastic)	0	+ \$0
Seat Only Upholstered (Plastic Back)	1	+ \$0 Graded Fabric List Price Add-Ons
Fully Upholstered Seat & Back	2	+ \$0 Graded Fabric List Price Add-Ons SEE STEP 8 GO TO PAGE 18

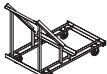
6 SHELL COLOR OPTIONS	CODE	LIST PRICE ADD-ON
Ardesia	JH	+ \$0
Azzurro	JY	+ \$0
Bianco	JA	+ \$0
Giallo	JF	+ \$0
Lago	JE	+ \$0
Latte	JL	+ \$0
Mela Verde	JW	+ \$0
Nero	0H	+ \$0
Oceano	JB	+ \$0
Piscina	JS	+ \$0
Rosso Ferrari	JK	+ \$0

3 ARM OPTIONS	CODE	LIST PRICE ADD-ON
 Armless	2	+ \$0
 With Arms	0	+ \$75

7 ARMREST & TRIM COLOR (arm chair only)	CODE	LIST PRICE ADD-ON
*Omit for Armless and Tablet Arm Chairs		
Cool Cement	JU	+ \$0
Nero	0H	+ \$0

4 GLIDE / CASTER OPTIONS	CODE	LIST PRICE ADD-ON
 Glide	1	+ \$0
 Soft Caster (for hard floors)	2	+ \$15
 Hard Caster (for carpeted floors)	3	+ \$10

8 FABRIC OPTIONS	CODE (3-digit)	LIST PRICE ADD-ON
*Omit for Non-upholstered Chairs	SEE PAGE 18	SEE PAGE 18

4-LEG CHAIR DOLLY	CODE	FINISH	LIST PRICE
	350101AMOH	Matte Black	\$835
Capacity: Up to 16 chairs**			

**Note: Stacking upholstered chairs may lead to impression left in cushions.

NIMA™ Four Leg Counter Height Chair


FEATURES




- NIMA, by iconic designer Giancarlo Piretti, is designed with a patented articulating back mechanism
- Pivot point of flex design appropriately responds to user movements
- Features a 7/8" O.D. 14-gauge frame that comes in four standard colors
- Shipped standard with co-polymer glides
- Backs and seats are available in either non-upholstered texture molded polypropylene or upholstered foam on shell
- Momentum and CF Stinson fabrics graded in - please go to psfurniture.com for more info in Finish Options and page 18 for graded pricing
- 11 available shell colors and 4 different frame finish options, NIMA can complement any environment
- See frame and shell color option swatches on page 11
- Four Leg Counter Height Chairs (with or without arms/upholstery) can stack 5-6 high on the floor**.
- Weight Capacity 300 lbs. / Dimensions: H: 38.5", W: 20", D: 21.5", Seat Height is 23.5" (from floor to seat) for 36" height desks



1	2	3	4	5	6	7
Product Code	Upholstery Option	Arm Option	Frame Color	Shell Color	Armrest Color	Fabric Option
???	?	?	??	??	??	???

Example Code: FGB + 2 + 0 + 0H + 0H + 0H + G02 FGB200H0H0HG02

Description	Nima Base Product Code	Fully Upholstered	With Arms	Frame: Nero	Shell: Nero	Armrest: Nero	Fabric: Grade 2	Total List Price							
Price	\$545	+	\$0	+	\$75	+	\$0	+	\$0	+	\$0	+	\$295	=	\$915

1 NIMA™ STYLE	CODE	BASE LIST PRICE
 NIMA Four Leg Counter Height Chair	FGB	\$545

2 UPHOLSTERY OPTIONS	CODE	LIST PRICE ADD-ON
 Non-Upholstered (All Plastic)	0	+ \$0
 Seat Only Upholstered (Plastic Back)	1	+ \$0 Graded Fabric List Price Add-Ons SEE STEP 7 GO TO PAGE 18
 Fully Upholstered Seat & Back	2	

3 ARM OPTIONS	CODE	LIST PRICE ADD-ON
 Armless	2	+ \$0
 With Arms	0	+ \$75

• Total Chair Weight: 19-20 lbs.

4 FRAME COLOR OPTIONS	CODE	LIST PRICE ADD-ON
Ardesia	JH	+ \$0
Argento	JX	+ \$0
Magnesio	BM	+ \$0
Nero	0H	+ \$0

5 SHELL COLOR OPTIONS	CODE	LIST PRICE ADD-ON
Ardesia	JH	+ \$0
Azzurro	JY	+ \$0
Bianco	JA	+ \$0
Giallo	JF	+ \$0
Lago	JE	+ \$0
Latte	JL	+ \$0
Mela Verde	JW	+ \$0
Nero	0H	+ \$0
Oceano	JB	+ \$0
Piscina	JS	+ \$0
Rosso Ferrari	JK	+ \$0

6 ARMREST & TRIM COLOR (arm chair only)	CODE	LIST PRICE ADD-ON
*Omit for Armless Chairs		
Cool Cement	JU	+ \$0
Nero	0H	+ \$0

7 FABRIC OPTIONS	CODE (3-digit)	LIST PRICE ADD-ON
*Omit for Non-upholstered Chairs	SEE PAGE 18	SEE PAGE 18


**Note: Stacking upholstered chairs may lead to impression left in cushions.

NIMA™ Four Leg Bar Height Chair




FEATURES

- NIMA, by iconic designer Giancarlo Piretti, is designed with a patented articulating back mechanism
- Pivot point of flex design appropriately responds to user movements
- Features a 7/8" O.D. 14-gauge frame that comes in four standard colors
- Shipped standard with co-polymer glides
- Backs and seats are available in either non-upholstered texture molded polypropylene or upholstered foam on shell
- Momentum and CF Stinson fabrics graded in - please go to psfurniture.com for more info in Finish Options and page 18 for graded pricing
- 11 available shell colors and 4 different frame finish options, NIMA can complement any environment
- See frame and shell color option swatches on page 11
- Four Leg Bar Height Chairs (with or without arms/upholstery) can stack 5-6 high on the floor**.
- Weight Capacity 300 lbs. / Dimensions: H: 44", W: 20", D: 21.5", Seat Height is 29" (from floor to seat) for 42" height desks / Total Chair Weight: 20-21 lbs.



	①	②	③	④	⑤	⑥	⑦								
	Product Code	Upholstery Option	Arm Option	Frame Color	Shell Color	Armrest Color	Fabric Option								
	???	?	?	??	??	??	???								
Example Code:	FGC	+	2	+	0	+	0H	+	0H	+	0H	+	G02	FGC200H0H0HG02	
Description	Nima Base Product Code	Fully Upholstered	With Arms	Frame: Nero	Shell: Nero	Armrest: Nero	Fabric: Grade 2	Total List Price							
Price	\$570	+	\$0	+	\$75	+	\$0	+	\$0	+	\$0	+	\$295	=	\$940

① NIMA™ STYLE	CODE	BASE LIST PRICE
 NIMA Four Leg Bar Height Chair	FGC	\$570

④ FRAME COLOR OPTIONS	CODE	LIST PRICE ADD-ON
Ardesia	JH	+ \$0
Argento	JX	+ \$0
Magnesio	BM	+ \$0
Nero	0H	+ \$0

② UPHOLSTERY OPTIONS	CODE	LIST PRICE ADD-ON
 Non-Upholstered (All Plastic)	0	+ \$0
 Seat Only Upholstered (Plastic Back)	1	+ \$0 Graded Fabric List Price Add-Ons SEE STEP 7 GO TO PAGE 18
 Fully Upholstered Seat & Back	2	

⑤ SHELL COLOR OPTIONS	CODE	LIST PRICE ADD-ON
Ardesia	JH	+ \$0
Azzurro	JY	+ \$0
Bianco	JA	+ \$0
Giallo	JF	+ \$0
Lago	JE	+ \$0
Latte	JL	+ \$0
Mela Verde	JW	+ \$0
Nero	0H	+ \$0
Oceano	JB	+ \$0
Piscina	JS	+ \$0
Rosso Ferrari	JK	+ \$0

③ ARM OPTIONS	CODE	LIST PRICE ADD-ON
 Armless	2	+ \$0
 With Arms	0	+ \$75

⑥ ARMREST & TRIM COLOR (arm chair only)	CODE	LIST PRICE ADD-ON
*Omit for Armless Chairs		
Cool Cement	JU	+ \$0
Nero	0H	+ \$0

⑦ FABRIC OPTIONS	CODE (3-digit)	LIST PRICE ADD-ON
*Omit for Non-upholstered Chairs	SEE PAGE 18	SEE PAGE 18

**Note: Stacking upholstered chairs may lead to impression left in cushions.

NIMA™ Swivel Base Desk Height Chair


FEATURES




- NIMA, by iconic designer Giancarlo Piretti, is designed with a patented articulating back mechanism
- Pivot point of flex design appropriately responds to user movements
- Features a 1" O.D. 14-gauge frame that comes in four standard colors
- Backs and seats are available in either non-upholstered texture molded polypropylene or upholstered foam on shell
- Momentum and CF Stinson fabrics graded in - please go to psfurniture.com for more info in Finish Options and page 18 for graded pricing
- 11 available shell colors and 4 different frame finish options, NIMA can complement any environment
- See frame and shell color option swatches on page 11
- Not stackable
- Weight Capacity 300 lbs. / Dimensions: H:31"-36" W: 20" D: 21.5" / Total Chair Weight: 36-37 lbs.

1	2	3	4	5	6	7	8
Product Code	Upholstery Option	Arm Option	Glide/Caster	Frame Color	Shell Color	Armrest Color	Fabric Option
???	?	?	?	??	??	??	???



Example Code: FGE + 2 + 0 + 1 + 0H + 0H + 0H + G02 FGE2010H0H0HG02

Description	Nima Base Product Code	Fully Upholstered	With Arms	Glide	Frame: Nero	Shell: Nero	Armrest: Nero	Fabric: Grade 2	Total List Price						
Price	\$670	+	\$0	+	\$75	+	\$0	+	\$0	+	\$0	+	\$295	=	\$1,040





1 NIMA™ STYLE	CODE	BASE LIST PRICE
 NIMA Swivel Base Desk Height Chair	FGE	\$670

2 UPHOLSTERY OPTIONS	CODE	LIST PRICE ADD-ON
 Non-Upholstered (All Plastic)	0	+ \$0
 Seat Only Upholstered (Plastic Back)	1	+ \$0
 Fully Upholstered Seat & Back	2	+ \$0

Graded Fabric List Price Add-Ons
SEE STEP 8 GO TO PAGE 18

3 ARM OPTIONS	CODE	LIST PRICE ADD-ON
 Armless	2	+ \$0
 With Arms	0	+ \$75

NOTE: Please contact us regarding different height cylinders to meet specific seat height requirements.

4 GLIDE / CASTER OPTIONS	IMAGE	CODE	LIST PRICE ADD-ON
Glide		1	+ \$0
Soft Caster (for hard floors)		2	+ \$0
Hard Caster (for carpeted floors)		3	+ \$0
Soft Caster w/ Brake (for hard floors)		4	+ \$10

5 FRAME COLOR OPTIONS	CODE	LIST PRICE ADD-ON
Ardesia	JH	+ \$0
Argento	JX	+ \$0
Magnesio	BM	+ \$0
Nero	0H	+ \$0

6 SHELL COLOR OPTIONS	CODE	LIST PRICE ADD-ON
Ardesia	JH	+ \$0
Azzurro	JY	+ \$0
Bianco	JA	+ \$0
Giallo	JF	+ \$0
Lago	JE	+ \$0
Latte	JL	+ \$0
Mela Verde	JW	+ \$0
Nero	0H	+ \$0
Oceano	JB	+ \$0
Piscina	JS	+ \$0
Rosso Ferrari	JK	+ \$0

7 ARMREST & TRIM COLOR (arm chair only)	CODE	LIST PRICE ADD-ON
*Omit for Armless Chairs		
Cool Cement	JU	+ \$0
Nero	0H	+ \$0

8 FABRIC OPTIONS	CODE (3-digit)	LIST PRICE ADD-ON
*Omit for Non-upholstered Chairs	SEE PAGE 18	SEE PAGE 18

NIMA™ Swivel Base Stool


FEATURES




- NIMA, by iconic designer Giancarlo Piretti, is designed with a patented articulating back mechanism
- Pivot point of flex design appropriately responds to user movements
- Features a 1" O.D. 14-gauge frame that comes in four standard colors and resting foot ring comes standard above base
- Backs and seats are available in either non-upholstered texture molded polypropylene or upholstered foam on shell
- Momentum and CF Stinson fabrics graded in - please go to psfurniture.com for more info in Finish Options and page 18 for graded pricing
- 11 available shell colors and 4 different frame finish options, NIMA can complement any environment
- See frame and shell color option swatches on page 11
- Not stackable
- Weight Capacity 300 lbs. / Dimensions: H:37"-48" W: 20" D: 21.5" / Total Chair Weight: 32-33 lbs.

1	2	3	4	5	6	7	8
Product Code	Upholstery Option	Arm Option	Glide/Caster	Frame Color	Shell Color	Armrest Color	Fabric Option
???	?	?	?	??	??	??	???



Example Code: FGF + 2 + 0 + 1 + 0H + 0H + 0H + G02 FGF2010H0H0HG02





Description	Nima Base Product Code	Fully Upholstered	With Arms	Glide	Frame: Nero	Shell: Nero	Armrest: Nero	Fabric: Grade 2	Total List Price								
Price	\$800	+	\$0	+	\$75	+	\$0	+	\$0	+	\$0	+	\$0	+	\$295	=	\$1,170

1 NIMA™ STYLE	CODE	BASE LIST PRICE
 NIMA Swivel Base Stool	FGF	\$800

2 UPHOLSTERY OPTIONS	CODE	LIST PRICE ADD-ON
 Non-Upholstered (All Plastic)	0	+\$0
 Seat Only Upholstered (Plastic Back)	1	+\$0
 Fully Upholstered Seat & Back	2	+\$0

Graded Fabric List Price Add-Ons
SEE STEP 8 GO TO PAGE 18

3 ARM OPTIONS	CODE	LIST PRICE ADD-ON
 Armless	2	+\$0
 With Arms	0	+\$75

4 GLIDE / CASTER OPTIONS	IMAGE	CODE	LIST PRICE ADD-ON
Glide		1	+\$0
Soft Caster (for hard floors)		2	+\$0
Hard Caster (for carpeted floors)		3	+\$0
Soft Caster w/ Brake (for hard floors)		4	+\$10

5 FRAME COLOR OPTIONS	CODE	LIST PRICE ADD-ON
Ardesia	JH	+\$0
Argento	JX	+\$0
Magnesio	BM	+\$0
Nero	0H	+\$0

6 SHELL COLOR OPTIONS	CODE	LIST PRICE ADD-ON
Ardesia	JH	+\$0
Azzurro	JY	+\$0
Bianco	JA	+\$0
Giallo	JF	+\$0
Lago	JE	+\$0
Latte	JL	+\$0
Mela Verde	JW	+\$0
Nero	0H	+\$0
Oceano	JB	+\$0
Piscina	JS	+\$0
Rosso Ferrari	JK	+\$0

7 ARMREST & TRIM COLOR (arm chair only)	CODE	LIST PRICE ADD-ON
*Omit for Armless Chairs		
Cool Cement	JU	+\$0
Nero	0H	+\$0

8 FABRIC OPTIONS	CODE (3-digit)	LIST PRICE ADD-ON
*Omit for Non-upholstered Chairs		
	SEE PAGE 18	SEE PAGE 18

NIMA™ Fabric Information

PS Furniture offers a comprehensive fabric and finish program including Grades 1-5 options, as well as C.O.M. This multi-faceted program provides one of the most comprehensive fabric and finish palettes on the market today. We have graded in all Momentum and CF Sinson fabrics. Please go to psfurniture.com to look at all the graded fabrics in Finish Options, Seating. Please call us for any fabric you'd like to use on your NIMA™ chairs.



Seat Only Upholstered
(Plastic Back)



Fully Upholstered
Seat & Back

SEAT ONLY UPHOLSTERED FABRIC GRADE PRICING		
FABRIC GRADE	CODE	LIST PRICE ADD-ON
COM	COM	+ \$125
GRADE 1	G01	+ \$135
GRADE 2	G02	+ \$160
GRADE 3	G03	+ \$170
GRADE 4	G04	+ \$175
GRADE 5	G05	+ \$185

FULLY UPHOLSTERED SEAT & BACK FABRIC GRADE PRICING		
FABRIC GRADE	CODE	LIST PRICE ADD-ON
COM	COM	+ \$235
GRADE 1	G01	+ \$250
GRADE 2	G02	+ \$295
GRADE 3	G03	+ \$305
GRADE 4	G04	+ \$320
GRADE 5	G05	+ \$335

**For Fabric grades higher than 5 - please call 1.800.762.0415 to request a quote.*

Customer's Own Material (C.O.M.) Program	
<p>Send all COM fabric to:</p> <p>PS Furniture 801 High Street Conneautville, PA Attn: PS Furniture Acknowledgement #</p>	<p>NIMA™ Fabric Requirements*:</p> <p>Seat Only Upholstered = .41 yards each Fully Upholstered Seat & Back = .75 yards each</p>

**Please estimate your fabric yardage in whole numbers rounding up.*



Build your NIMA™ Chair model # in 7 easy steps on our online Product Builder: <https://pc.psfurniture.com/>.

Müm™ Active Seating

FEATURES

- Our award-winning MÜM™ (pronounced Moom) is a collection of active seating designed to enable movement while seated.
- Designed to fit a variety of settings from a low coffee table, desk, sit/stand table or counters.
- Light, dark or black* hardwood base color options.
- Choose from a range of fabric options, including COM.
- Lightweight construction for easy movement with leather handle.
- Layered memory foam construction is soft enough for extended seating comfort.
- Textile & Base Color options - see next pages.

BASE STYLES

- Base Height Options: Short, Mid or Tall
- Base Style Options: Flat, Rock or Roll
- Base Color Options: Light, Dark or Black* (all hard wood)
- Tall base styles offer a solution for sit/stand desks and have a slight kick inward for foot comfort.
- Rock base styles offer the opportunity for movement to promote healthy body motion.
- Roll base styles offer easy mobility over a variety of surfaces.
- Please note: Tall Müm™ are not offered in the Roll Base Style.



Müm™ - Short - Flat



Müm™ - Short - Rock



Müm™ - Short - Roll



Müm™ - Mid - Flat



Müm™ - Mid - Rock



Müm™ - Mid - Roll




Müm™ - Tall - Flat



Müm™ - Tall - Rock

Müm™ is COM compliant to fit every consumer and designer's space needs. Standard leather handle color must be chosen for COM orders. Please call Customer Service at 1.800.762.0415 before your purchase to test your COM fabric.

The following illustration shows the optimal textile stretch for the application of COM on the Müm™ product. The chosen textile can be woven or knit provided it has the qualities illustrated below.



*Black Bases require a MOQ of 100 ea. on this color base and 20 week delivery lead time.



Müm™ Active Seating

IMAGE	STYLE	MODEL NUMBER	WEIGHT (LBS)	DIMENSIONS (W"xDia"xH")	LIST PRICE COM/GRADE 1
	Short - Flat	MUM-LSTBO-COM-###-###	13.5	16.7 x 14.6 x 18.125	\$870
	Short - Rock	MUM-LRKBO-COM-###-###	15.9	16.7 x 14.6 x 18.25	\$870
	Short - Roll	MUM-LROBO-COM-###-###	14	16.7 x 14.6 x 19	\$870
	Mid - Flat	MUM-MSTBO-COM-###-###	19.5	16.7 x 14.6 x 20.125	\$1,090
	Mid - Rock	MUM-MRKBO-COM-###-###	19	16.7 x 14.6 x 20.25	\$1,090
	Mid - Roll	MUM-MROBO-COM-###-###	20	16.7 x 14.6 x 21	\$1,090
	Tall - Flat	MUM-HSTBO-COM-###-###	23	16.7 x 14.6 x 23	\$1,200
	Tall - Rock	MUM-HRKBO-COM-###-###	28	16.7 x 14.6 x 25	\$1,200



Build your Müm™ model in 3 easy steps on the next page or explore our online Product Builder: <https://pc.ps furniture.com/>.

TEXTILE GRADE PRICING	
FABRIC GRADE	LIST PRICE ADD-ON
COM	+ \$0
GRADE 1	+ \$0
GRADE 2	+ \$70
GRADE 3	+ \$90
GRADE 4	+ \$105
GRADE 5	+ \$125






Customer's Own Material (C.O.M.) Program
<p>Fabric Requirements for Müm™: 1 yard of fabric</p> <ul style="list-style-type: none"> Müm™ must be sold in quantities of 2 to receive the pricing listed on this page*. If only 1 Müm™ is purchased for a sample, 2 yards of fabric is required. If an odd number of Müm™ is purchased - please call 1.800.762.0415 for a custom quote.
<p>Send all COM fabric to: PS Furniture 801 High Street Conneautville, PA Attn: PS Furniture Acknowledgement #</p>

Müm™ Color Options








SAMPLE MODEL #: MUM-LSTBO-TEXTILE CODE
3-6 LETTERS
KNDEOR - HANDLE
HDV - BASE
DWB

1 Choose from either a Fabric or Vinyl Müm Top from these standard options:

1 Müm™ Top: GRADE 1 Fabric Standard Options (code is 6 letters/numbers)

Black (##### = G01BLA) 	Gray (##### = G01GRA) 	Yellow (##### = G01YEL) 	Turquoise (##### = G01TUR) 	Burgundy (##### = G01BUR) 
--	---	---	--	--

1 Müm™ Top: GRADE 2 100% Vinyl (Vision Fabrics Midship) Standard Options (code is 4 letters) - Shown on our online Product Builder!

Red (#### = VMRD) 	Royal Blue (#### = VMRB) 	Azure (#### = VMAZ) 	Hunter Green (#### = VMHG) 	Almond (#### = VMAL) 	Dark Gray (#### = VMDG) 	Brown (#### = VMBR) 	Black (#### = VMBL) 
---	--	---	--	---	---	---	---

1 Müm™ Top: GRADE 3 Fabric (Knoll Delite) Standard Options (code is 6 letters) - Shown on our online Product Builder!

Orange (##### = KNDEOR) 	Catalina (##### = KNDECA) 	Turquoise (##### = KNDETU) 	Green (##### = KNDEGR) 	Cinder (##### = KNDECI) 	Slate (##### = KNDESL) 	Tobacco (##### = KNDETO) 	Charcoal (##### = KNDECH) 
---	---	--	--	--	--	--	---

2 Choose your leather handle color from one of these standard options:

2 Müm™ Handle: Brayton Copenhagen Leather Handle Standard Options* (code is 3 letters)

Ladybug (### = HLB) 	Ultramarine (### = HUM) 	Butterscotch (### = HBS) 	Dark Chocolate (### = HDC) 	Black (### = HBL) 	Cashmere (### = HCM) 	Dove (### = HDV) 
---	---	--	--	--	--	--

3 Choose your wood base color from one of these standard options:

3 Müm™ Base: Wood Color Standard Options (code is 3 letters)

Light (### = LWB) 	Dark (### = DWB) 	Black** (### = BWB) 
---	--	---

*These are the only textile options for the handle.




**Black Bases require a MOQ of 100 ea. on this color base and 20 week delivery lead time.

Chameleon Collection Fanfare Chair®





The Chameleon Collection Fanfare Chair® is recognized for its architectural form, exceptional ergonomics, and high-end adaptability, making it a standout seating solution for environments where design impact and durability must coexist. Originally celebrated in luxury event settings, the chair's distinctive silhouette and robust construction now position it as a compelling option for contract applications including hospitality venues, multi-purpose spaces, corporate environments, and flexible gathering areas. Each Fanfare Chair® is crafted to adapt flawlessly to any occasion, ensuring that any event is a harmonious blend of aesthetics and comfort. The custom chair covers are designed to elevate the ambiance of the space. It's versatility makes it easy to change your look to fit the moment!

FEATURES

- Weight: 16 lbs.
- Frame Material: Steel
- Dimensions: 19" L x 15.5" W x 37.5" H
- Compliance: AMSI/BIFFMA tested. Meets CA117
- Chair Legging Sets (1 set = 4 Chair Leggings) come standard on every other chair for storage protection (e.g. 200 chairs come with 100 Chair Legging Sets)
- Chair accessories sold separately.

CHAIR STYLE	DESCRIPTION	MODEL NUMBER	LIST PRICE EACH
	<p>Each Fanfare Chair comes with:</p> <ul style="list-style-type: none"> • QTY 1 Silver Frame • QTY 1 Blank White Poplin Cushion • QTY 1 Cushion Cover in Choice of (Stretch Knit, Velvet or Suede) • Fill in ### in Model Number with 3-letter cushion cap cover option code below. 	FFC-SV-POP-CC###	\$490
	<p>Each Fanfare Chair comes with:</p> <ul style="list-style-type: none"> • QTY 1 Gold Frame • QTY 1 Blank White Poplin Cushion • QTY 1 Cushion Cover in Choice of (Stretch Knit, Velvet or Suede) • Fill in ### in Model Number with 3-letter cushion cap cover option code below. 	FFC-GD-POP-CC###	\$515
<p>Transportation & Storage Dolly</p> 	<ul style="list-style-type: none"> • Dimensions: 54" W x 30" D x 86" H • 77" H - unloaded • Capacity: 36 Fanfare Chairs • Net Weight: Approx. 225 LBS • Gross Weight: 800 LBS (fully loaded) 	FFC-DOLLY	\$3,305 (FOB LA)

Chameleon Collection Fanfare Chair® Accessories

PART	OPTION	MODEL NUMBER	LIST PRICE ADDER
Stretch Knit Cushion Cap Cover (goes over White Poplin Cushion)  (Stretch Knit Blush Pictured)	Stretch Knit - Black	FFC-CC-KBL	+ \$45
	Stretch Knit - White	FFC-CC-KWH	
	Stretch Knit - Ivory	FFC-CC-KIV	
	Stretch Knit - Blush	FFC-CC-KBS	
Velvet Cushion Cap Cover (goes over White Poplin Cushion)  (Black Velvet Pictured)	Velvet - Black	FFC-CC-VBL	+ \$45
	Velvet - White	FFC-CC-VWH	
	Velvet - Ivory	FFC-CC-VIV	
	Velvet - Soft Pink	FFC-CC-VSP	
Suede Cushion Cap Cover (goes over White Poplin Cushion)  (White Suede Pictured)	Suede - Black	FFC-CC-SBL	+ \$45
	Suede - White	FFC-CC-SWH	
	Suede - Ivory	FFC-CC-SIV	
	Suede - Camel	FFC-CC-SCA	
Chair Topper (goes over chair back frame / liner)  (Blush Stretch Knit Pictured)	Stretch Knit - Black	FFC-TOP-KBL	+ \$115
	Stretch Knit - White	FFC-TOP-KWH	
	Stretch Knit - Ivory	FFC-TOP-KIV	
	Stretch Knit - Blush	FFC-TOP-KBL	
Chair Back Liner	Black Chair Back Liner (Some Chair Toppers Require a Liner)	FFC-BL-BL	+ \$90
Chair Leggings Set	1 set = 4 Black Chair Leggings	FFC-LC-BL	+ \$30
Boxed Cushion Cap (extra padding)	Call Customer Service for Options on all Accessories at 1.800.762.0415	FFC-BC-###	+ \$60
Chair Skirts		FFC-SK-###	+ \$135
Bands or Belts (no jewels)		FFC-BB-###	+ \$45
Upholstered Cushions		FFC-UC-###	+ \$210

MANY MORE COLOR OPTIONS ARE AVAILABLE! PLEASE CALL 1.800.762.0415 FOR DETAILS!

PremierComfort® PC500 Sled Stacking Chairs

FEATURES

- Durable polypropylene seat and back
- Generous dimensions
- Weight capacity 300lbs.
- Strong 7/16" diameter steel wire frame
- Optional integral frame ganging
- Textile options available - call for a custom quote!
- Ask us about logo stamping!
- Order qty - minimum 300 chairs for special colors

COLORS:



Black
(BL)*



White
(WW)



Orange
(OR)

SPECIAL COLOR:



Build & Explore your options on our Product Builder website: <https://pc.psfurniture.com/>


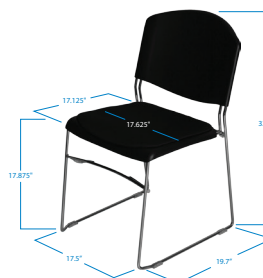
STYLE	MODEL NUMBER	DESCRIPTION	WEIGHT (LBS)	LIST PRICE
	PC500-CH-BL-S	PC500 Black (Non-Ganging Frame)	14.3	\$210
	PC500-CH-BL-S-G	PC500 Black (Ganging Frame*) <i>*Call for availability & lead time on Ganging Frame.</i>	14.3	\$255
	PC500-CH-WH-S	PC500 White (Non-Ganging Frame)	14.3	\$330
	PC500-CH-OR-S	PC500 Orange (Non-Ganging Frame)	14.3	\$330
Dolly 	HD-SSD	Model PC500 stacks 30 high	50	\$965
Parts				
PC500 Solid Black Seat Back	PC-S-BL-BK	Sold in QTY 1	n/a	\$40
PC500 Solid Black Seat	PC-S-SEAT-BL	Sold in QTY 1	n/a	\$40
Replacement Translucent Feet	PC-FEET	Sold in QTY 1	n/a	\$2.50



Logo Stamping
Call for custom quote!



Ganging Frame



Transport System
HD-SSD

Classic Event Chairs (C450)

FEATURES



- Black or White Color Options
- Manufactured with exclusive bi-component molding technology
- Maintenance-free
- Weight limit: 300 lbs.



ORDER QUANTITY

MOQ: 25 C450 Chairs (5 per case); MOQ: 10 C450-Pallets

Build & Explore your options on our Product Builder website: <https://pc.psfurniture.com/>


STYLE	MODEL NUMBER	SPECIAL NOTES	FRAME	COLOR	WEIGHT (LBS)	LIST PRICE
Model C450 	C450WHPD		L-Shape	White	10	\$135
	C450BLP		L-Shape	Black	10	\$135
	C450-Pallet	CAPACITY 25 C450 CHAIRS	DIMENSIONS: 18 x 36.25 x 4.25	Black	4	\$280
Replacement Seat Pad (Sold as Box of 25)	C450-SNAPBL	BOX OF 25 SEAT PADS	C450 or C440	Black	n/a	\$1,235
	C450-SNAPWH		C450 or C440	White	n/a	\$1,235

EventXpress™ Folding Chairs

FEATURES


- 18 gauge steel frame
- Steel reinforced seat connection
- Oversized rivets for added strength
- Weight limit: 275lbs.

STANDARD COLORS



ORDER QUANTITY

- Standard Colors: Minimum 24 chairs (6 per case)
- Custom Colors: Minimum 300 chairs
- Please call for more details on Custom Colors, including options & pricing.
- Custom Color payment terms: 100% paid at time of order.

STYLE	MODEL NUMBER	COLOR (SEAT+BACK / FRAME+FEET)	SPECIAL NOTES	WEIGHT (LBS)	LIST PRICE
C600 Folding Chair 	C600WWH/WH	White / White		7.1	\$55
	C600BLK/BL	Black / Black			
	C600BRW/NE	Brown / Neutral			
	C600BNE/NE	Bone / Neutral			
C600 Extra Parts (Box QTY)					
C600 Chair Backs (QTY 10)	C600-BACK	Specify Color	MOQ = box		\$175
C600 Chair Feet Caps (QTY 100)	C600-CAPS	Specify Color	MOQ = box		\$120
C600 Ganging Clip (QTY 50)	C600-CLIP		MOQ = box		\$200

TABLES



Revolution® Folding T-Leg Tables

FEATURES

- **TOP:** Patented lightweight composite table top core
- **LEGS:** Positive-locking Folding T-legs (tubular design)
- **FEET:** Recessed wheels & adjustable levelers (WL) come standard for Foot Choice*
- **EDGE:** MAXX Edge® (seamless, poured urethane) available in colors shown below & two styles:
 - Eased (radius edge) and Linear (90° flat edge; only available in certain sizes**)
 - All MAXX Edge® colors other than Black (B) require a MOQ of 20 tables. A Minimum Order Charge of \$400 (List) will be applied for other colors that do not meet the minimum.***
- **SURFACE:** Available in high-pressure laminate surface - see pages 68-69 for laminate information.
- **MODEL #:** To select your table options and complete your product code, start with your Revolution® Table Model Number. Fill in each “#” based on options selected below. Example:



Build & Explore your options on our Product Builder website: <https://pc.psfurniture.com/>

REV1860MXE ① ② ③ ④ -T ⑤ ⑥ ⑦ ⑧ -E00 ⑨



IMAGE	SIZE (W" x L" x H")	WEIGHT (LBS)	MODEL NUMBER	LIST PRICE
	18 x 60 x 30**	29	REV1860MXE####-T####	\$1,745
	18 x 72 x 30**	32	REV1872MXE####-T####	\$1,865
	18 x 96 x 30**	40	REV1896MXE####-T####	\$2,025
	24 x 60 x 30	33.8	REV2460MXE####-T####	\$1,850
	24 x 72 x 30	37.8	REV2472MXE####-T####	\$2,010
	24 x 84 x 30	40	REV2484MXE####-T####	\$2,055
	24 x 96 x 30	43.8	REV2496MXE####-T####	\$2,090
	30 x 48 x 30	36	REV3048MXE####-T####	\$1,855
	30 x 60 x 30**	40	REV3060MXE####-T####	\$1,935
	30 x 72 x 30**	42	REV3072MXE####-T####	\$2,125
	30 x 96 x 30**	51	REV3096MXE####-T####	\$2,330
	36 x 72 x 30	48	REV3672MXE####-T####	\$2,455
	36 x 96 x 30	50	REV3696MXE####-T####	\$2,895
	26 x 60 x 30 (Trapezoid)	30	REV30TZMXE####-T####	\$1,910

OPTION	DESCRIPTION	ADD TO MODEL NUMBER	ADD-ON LIST PRICE
1 MAXX EDGE® COLOR	Black (B) Graphite (G) Pewter (P) Charcoal (C)	B for Black G for Graphite P for Pewter C for Charcoal	+ \$0***
2,3,4 LAMINATE	See pages 68-69 for laminate information.		+ \$0 (standard****)
5,6 LEG COLOR	Black (B)	B for Black	+ \$0 (standard)
	Graphite (G) Carbon (CB)	G for Graphite CB for Carbon	+ \$40
	Platinum (PT) Pewter (PE) Charcoal (CC)	PT for Platinum PE for Pewter CC for Charcoal	+ \$60
7,8 FOOT CHOICE	Wheels (recessed) on one side, Leveler (adjustable) on other side *	WL for Wheels/Leveler	+ \$0
	Wheels (recessed) on one side, Fixed Feet on other side	WF for Wheels/Fixed Feet	+ \$0
	Fixed Feet on both legs	FF for Fixed Feet	+ \$0
	Leveler (adjustable) on both legs	LL for Leveler	+ \$0
EXTRAS:	Please add extra part model # to the end of the product code (ex: -G)		
9 POWER OPTIONS	See Page 34 for all optional Power Add-Ons	See Page 34	See Page 34
GANGING	Connect tables together (must be factory-installed)	(APPEND MODEL #) -G for Ganging	+ \$185

**** Standard Laminates are offered at +\$0 add on to list price. See page 68 for upcharges for non-standard laminates.
1.800.762.0415

Revolution® Flip-Top T-Leg Tables

FEATURES

- **TOP:** Patented lightweight composite table top core
- **LEGS:** Positive-locking Flip-Top T-legs (tubular design)
- **BASE:** Flip-Top base secures table top vertically & horizontally; Nesting base allows for extra-compact storage.
- **FEET:** Locking Swivel Casters come in Standard (for soft floors) or Upgraded (for hard floors).*
- **EDGE:** MAXX Edge® (seamless, poured urethane) available in colors shown below & two styles:
 - Eased (radius edge) and Linear (90° flat edge; only available in certain sizes**)
 - All MAXX Edge® colors other than Black (B) require a MOQ of 20 tables. A Minimum Order Charge of \$400 (List) will be applied for other colors that do not meet the minimum.***
- **SURFACE:** Available in high-pressure laminate surface - see pages 68-69 for laminate information.
- **NOTE:** Shipped knocked down; assembly required.



Build & Explore your options on our Product Builder website: <https://pc.psfurniture.com/>

• **MODEL #:** To select your table options and complete your product, code start with your Revolution® Table Model Number. Fill in each “#” based on options selected below.

MODEL NUMBER: REVFT1860MXE (1) (2) (3) (4) -T (5) (6) SC-E00 (9)

MODEL NUMBER	EDGE COLOR	LAMINATE	LEG COLOR	ELECTRIC OPTION
	1	2,3,4	5,6	9

IMAGE	SIZE (W" x L" x H")	WEIGHT (LBS)	MODEL NUMBER	LIST PRICE
	18 x 60 x 30**	39.3	REVFT1860MXE####-T##SC	\$2,285
	18 x 72 x 30**	43.6	REVFT1872MXE####-T##SC	\$2,405
	18 x 96 x 30**	52.9	REVFT1896MXE####-T##SC	\$2,905
	24 x 60 x 30	44.1	REVFT2460MXE####-T##SC	\$2,425
	24 x 72 x 30	49.4	REVFT2472MXE####-T##SC	\$2,510
	24 x 84 x 30	50.3	REVFT2484MXE####-T##SC	\$3,100
	24 x 96 x 30	56.7	REVFT2496MXE####-T##SC	\$3,135
	30 x 48 x 30	45	REVFT3048MXE####-T##SC	\$2,425
	30 x 60 x 30**	50.3	REVFT3060MXE####-T##SC	\$2,505
	30 x 72 x 30**	53.6	REVFT3072MXE####-T##SC	\$2,620
	30 x 96 x 30**	63.9	REVFT3096MXE####-T##SC	\$3,330
	36 x 72 x 30	58	REVFT3672MXE####-T##SC	\$2,925
	36 x 96 x 30	60	REVFT3696MXE####-T##SC	\$3,800
	26 x 60 x 30 (Trapezoid)	39	REVFT30TZMXE####-T##SC	\$2,430

OPTION	DESCRIPTION	ADD TO MODEL NUMBER	ADD-ON LIST PRICE
1 MAXX EDGE® COLOR		B for Black G for Graphite P for Pewter C for Charcoal	+ \$0***
2,3,4 LAMINATE	See pages 68-69 for laminate information.		+ \$0 (standard****)
5,6 LEG COLOR	Black (B)	B for Black	+ \$0 (standard)
	Graphite (G) Carbon (CB)	G for Graphite CB for Carbon	+ \$40
	Platinum (PT) Pewter (PE) Charcoal (CC)	PT for Platinum PE for Pewter CC for Charcoal	+ \$60
7,8 FOOT CHOICE	Locking Swivel Casters (standard for soft floor surfaces) * Locking Swivel Casters (upcharge for hard floor surfaces)	SC for Swivel Casters (soft floor) SSC for Swivel Casters (hard floor)	+ \$0 + \$95
EXTRAS:	Please add extra part model # to the end of the product code (ex: -G)		
9 POWER OPTIONS	See Page 34 for all optional Power Add-Ons	See Page 34	See Page 34
GANGING	Connect tables together (must be factory-installed)	(APPEND MODEL #) -G for Ganging	+ \$185

**** Standard Laminates are offered at +\$0 add on to list price. See page 68 for upcharges for non-standard laminates.

Revolution® Folding Linear T-Leg Tables

FEATURES

- **TOP:** Patented lightweight composite table top core
- **LEGS:** Positive-locking Folding Linear T-legs (squared edge design)
- **FEET:** Recessed wheels & adjustable levelers (WL) come standard for Foot Choice*
- **EDGE:** MAXX Edge® (seamless, poured urethane) available in colors shown below & two styles:
 - Eased (radius edge) and Linear (90° flat edge; only available in certain sizes**)
 - All MAXX Edge® colors other than Black (B) require a MOQ of 20 tables. A Minimum Order Charge of \$400 (List) will be applied for other colors that do not meet the minimum.***
- **SURFACE:** Available in high-pressure laminate surface - see pages 68-69 for laminate information.
- **MODEL #:** To select your table options and complete your product code, start with your Revolution® Table Model Number. Fill in each "#" based on options selected below.



Build & Explore your options on our Product Builder website: <https://pc.psfurniture.com/>

REV1860MXE ① ② ③ ④ -SQT ⑤ ⑥ ⑦ ⑧ -E00 ⑨

MODEL NUMBER	EDGE COLOR	LAMINATE	LEG COLOR	FOOT CHOICE	ELECTRIC OPTION
	1	2,3,4	5,6	7,8	9

IMAGE	SIZE (W" x L" x H")	WEIGHT (LBS)	MODEL NUMBER	LIST PRICE
	18 x 60 x 30**	29	REV1860MXE#####-SQT#####	\$1,825
	18 x 72 x 30**	32	REV1872MXE#####-SQT#####	\$1,950
	18 x 96 x 30**	40	REV1896MXE#####-SQT#####	\$2,110
	24 x 60 x 30	33.8	REV2460MXE#####-SQT#####	\$1,930
	24 x 72 x 30	37.8	REV2472MXE#####-SQT#####	\$2,095
	24 x 84 x 30	40	REV2484MXE#####-SQT#####	\$2,135
	24 x 96 x 30	43.8	REV2496MXE#####-SQT#####	\$2,175
	30 x 48 x 30	36	REV3048MXE#####-SQT#####	\$1,920
	30 x 60 x 30**	40	REV3060MXE#####-SQT#####	\$2,005
	30 x 72 x 30**	42	REV3072MXE#####-SQT#####	\$2,200
	30 x 96 x 30**	51	REV3096MXE#####-SQT#####	\$2,400
	26 x 60 x 30 (Trapezoid)	30	REV30TZMXE#####-SQT#####	\$1,990

OPTION	DESCRIPTION	ADD TO MODEL NUMBER	ADD-ON LIST PRICE
1 MAXX EDGE® COLOR	Black (B) Graphite (G) Pewter (P) Charcoal (C)	B for Black G for Graphite P for Pewter C for Charcoal	+ \$0***
2,3,4 LAMINATE	See pages 68-69 for laminate information.		+ \$0 (standard****)
5,6 LEG COLOR	Black (B)	B for Black	+ \$0 (standard)
	Graphite (G) Carbon (CB)	G for Graphite CB for Carbon	+ \$40
	Platinum (PT) Pewter (PE) Charcoal (CC)	PT for Platinum PE for Pewter CC for Charcoal	+ \$60
7,8 FOOT CHOICE	Wheels (recessed) on one side, Leveler (adjustable) on other side *	WL for Wheels/Leveler	+ \$0
	Wheels (recessed) on one side, Fixed Feet on other side	WF for Wheels/Fixed Feet	+ \$0
	Fixed Feet on both legs	FF for Fixed Feet	+ \$0
	Leveler (adjustable) on both legs	LL for Leveler	+ \$0
EXTRAS:	Please add extra part model # to the end of the product code (ex: -G)		
9 POWER OPTIONS	See Page 34 for all optional Power Add-Ons	See Page 34	See Page 34
GANGING	Connect tables together (must be factory-installed)	(APPEND MODEL #) -G for Ganging	+ \$185

**** Standard Laminates are offered at +\$0 add on to list price. See page 68 for upcharges for non-standard laminates.
1.800.762.0415

Revolution® Flip-Top Linear T-Leg Tables

FEATURES

- **TOP:** Patented lightweight composite table top core
- **LEGS:** Positive-locking Flip-Top Linear T-legs (squared edge design)
- **BASE:** Flip-Top base secures table top vertically & horizontally; Nesting base allows for extra-compact storage.
- **FEET:** Locking Swivel Casters come in Standard (for soft floors) or Upgraded (for hard floors).*
- **EDGE:** MAXX Edge® (seamless, poured urethane) available in colors shown below & two styles:
 - Eased (radius edge) and Linear (90° flat edge; only available in certain sizes**)
 - All MAXX Edge® colors other than Black (B) require a MOQ of 20 tables. A Minimum Order Charge of \$400 (List) will be applied for other colors that do not meet the minimum.***



Build & Explore your options on our Product Builder website: <https://pc.psfurniture.com/>

• **SURFACE:** Available in high-pressure laminate surface - see pages 68-69 for laminate information.

• **NOTE:** Shipped knocked down; assembly required.

• **MODEL #:** To select your table options and complete your product code, start with your Revolution® Table Model Number. Fill in each “#” based on options selected below.

REVFT1860MXE (1) (2) (3) (4) -SQT (5) (6) SC-E00 (9)

MODEL NUMBER	EDGE COLOR	LAMINATE	LEG COLOR	ELECTRIC OPTION
	1	2,3,4	5,6	9

IMAGE	SIZE (W" x L" x H")	WEIGHT (LBS)	MODEL NUMBER	LIST PRICE
	18 x 60 x 30**	39.3	REVFT1860MXE####-SQT##SC	\$2,370
	18 x 72 x 30**	43.6	REVFT1872MXE####-SQT##SC	\$2,245
	18 x 96 x 30**	52.9	REVFT1896MXE####-SQT##SC	\$2,700
	24 x 60 x 30	44.1	REVFT2460MXE####-SQT##SC	\$2,265
	24 x 72 x 30	49.4	REVFT2472MXE####-SQT##SC	\$2,340
	24 x 84 x 30	50.3	REVFT2484MXE####-SQT##SC	\$2,875
	24 x 96 x 30	56.7	REVFT2496MXE####-SQT##SC	\$2,910
	30 x 48 x 30	45	REVFT3048MXE####-SQT##SC	\$2,260
	30 x 60 x 30**	50.3	REVFT3060MXE####-SQT##SC	\$2,330
	30 x 72 x 30**	53.6	REVFT3072MXE####-SQT##SC	\$2,435
	30 x 96 x 30**	63.9	REVFT3096MXE####-SQT##SC	\$3,070
	26 x 60 x 30 (Trapezoid)	39	REVFT30TZMXE####-SQT##SC	\$2,275

OPTION	DESCRIPTION	ADD TO MODEL NUMBER	ADD-ON LIST PRICE
1 MAXX EDGE® COLOR	Black (B) Graphite (G) Pewter (P) Charcoal (C)	B for Black G for Graphite P for Pewter C for Charcoal	+ \$0***
2,3,4 LAMINATE	See pages 68-69 for laminate information.		+ \$0 (standard****)
5,6 LEG COLOR	Black (B)	B for Black	+ \$0 (standard)
	Graphite (G) Carbon (CB)	G for Graphite CB for Carbon	+ \$40
	Platinum (PT) Pewter (PE) Charcoal (CC)	PT for Platinum PE for Pewter CC for Charcoal	+ \$60
7,8 FOOT CHOICE	Locking Swivel Casters (standard for soft floor surfaces) * Locking Swivel Casters (upcharge for hard floor surfaces)	SC for Swivel Casters (soft floor) SSC for Swivel Casters (hard floor)	+ \$0 + \$95
EXTRAS:	Please add extra part model # to the end of the product code (ex: -G)		
9 POWER OPTIONS	See Page 34 for all optional Power Add-Ons	See Page 34	See Page 34
GANGING	Connect tables together (must be factory-installed)	(APPEND MODEL #) -G for Ganging	+ \$185

*** Standard Laminates are offered at +\$0 add on to list price. See page 68 for upcharges for non-standard laminates.

Revolution® Folding Arched T-Leg Tables

FEATURES

- **TOP:** Patented lightweight composite table top core
- **LEGS:** Positive-locking Folding Arched T-legs (tubular arched design)
- **FEET:** Recessed wheels & adjustable levelers (WL) come standard for Foot Choice*
- **EDGE:** MAXX Edge® (seamless, poured urethane) available in colors shown below & two styles:
 - Eased (radius edge) and Linear (90° flat edge; only available in certain sizes**)
 - All MAXX Edge® colors other than Black (B) require a MOQ of 20 tables. A Minimum Order Charge of \$400 (List) will be applied for other colors that do not meet the minimum.***
- **SURFACE:** Available in high-pressure laminate surface - see pages 68-69 for laminate information.



Build & Explore your options on our Product Builder website: <https://pc.psfurniture.com/>

MODEL #: To select your table options and complete your product code, start with your Revolution® Table Model Number. Fill in each “#” based on options selected below.
Example:

REV2460MXE (1) (2) (3) (4) -A (5) (6) (7) (8) -E00 (9)

MODEL NUMBER	EDGE COLOR	LAMINATE	LEG COLOR	FOOT CHOICE	ELECTRIC OPTION
	1	2,3,4	5,6	7,8	9

IMAGE	SIZE (W" x L" x H")	WEIGHT (LBS)	MODEL NUMBER	LIST PRICE
	24 x 60 x 30	33.8	REV2460MXE#####-A#####	\$1,980
	24 x 72 x 30	37.8	REV2472MXE#####-A#####	\$2,140
	24 x 84 x 30	40	REV2484MXE#####-A#####	\$2,185
	24 x 96 x 30	43.8	REV2496MXE#####-A#####	\$2,220
	30 x 48 x 30	36	REV3048MXE#####-A#####	\$1,985
	30 x 60 x 30***	40	REV3060MXE#####-A#####	\$2,070
	30 x 72 x 30***	42	REV3072MXE#####-A#####	\$2,260
	30 x 96 x 30***	51	REV3096MXE#####-A#####	\$2,460
	36 x 72 x 30	48	REV3672MXE#####-A#####	\$2,590
	36 x 96 x 30	50	REV3696MXE#####-A#####	\$3,025
	26 x 60 x 30 (Trapezoid)	30	REV30TZXE#####A#####	\$2,135

OPTION	DESCRIPTION	ADD TO MODEL NUMBER	ADD-ON LIST PRICE
1 MAXX EDGE® COLOR		B for Black G for Graphite P for Pewter C for Charcoal	+ \$0***
2,3,4 LAMINATE	See pages 68-69 for laminate information.		+ \$0 (standard****)
5,6 LEG COLOR	Black (B)	B for Black	+ \$0 (standard)
	Graphite (G) Carbon (CB)	G for Graphite CB for Carbon	+ \$40
	Platinum (PT) Pewter (PE) Charcoal (CC)	PT for Platinum PE for Pewter CC for Charcoal	+ \$60
7,8 FOOT CHOICE	Wheels (recessed) on one side, Leveler (adjustable) on other side *	WL for Wheels/Leveler	+ \$0
	Wheels (recessed) on one side, Fixed Feet on other side	WF for Wheels/Fixed Feet	+ \$0
	Fixed Feet on both legs	FF for Fixed Feet	+ \$0
	Leveler (adjustable) on both legs	LL for Leveler	+ \$0
EXTRAS:	Please add extra part model # to the end of the product code (ex: -G)		
9 POWER OPTIONS	See Page 34 for all optional Power Add-Ons	See Page 34	See Page 34
GANGING	Connect tables together (must be factory-installed)	(APPEND MODEL #) -G for Ganging	+ \$185

*** Standard Laminates are offered at +\$0 add on to list price. See page 68 for upcharges for non-standard laminates.
1.800.762.0415

Revolution® Flip-Top Arched T-Leg Tables

FEATURES

- **TOP:** Patented lightweight composite table top core
- **LEGS:** Positive-locking Flip-Top Arched T-legs (tubular arched design)
- **BASE:** Flip-Top base secures table top vertically & horizontally; Nesting base allows for extra-compact storage.
- **FEET:** Locking Swivel Casters come in Standard (for soft floors) or Upgraded (for hard floors).*
- **EDGE:** MAXX Edge® (seamless, poured urethane) available in colors shown below & two styles:
 - Eased (radius edge) and Linear (90° flat edge; only available in certain sizes**)
 - All MAXX Edge® colors other than Black (B) require a MOQ of 20 tables. A Minimum Order Charge of \$400 (List) will be applied for other colors that do not meet the minimum.***
- **SURFACE:** Available in high-pressure laminate surface - see pages 68-69 for laminate information.
- **NOTE:** Shipped knocked down; assembly required.
- **MODEL #:** To select your table options and complete your product code, start with your Revolution® Table Model Number. Fill in each "#" based on options selected below.



Build & Explore your options on our Product Builder website: <https://pc.psfurniture.com/>

REVFT2460MXE ① ② ③ ④ -A ⑤ ⑥ SC-E00 ⑨

MODEL NUMBER	EDGE COLOR	LAMINATE	LEG COLOR	ELECTRIC OPTION
	1	2,3,4	5,6	9

IMAGE	SIZE (W" x L" x H")	WEIGHT (LBS)	MODEL NUMBER	LIST PRICE
	24 x 60 x 30	44.1	REVFT2460MXE####-A##SC	\$2,550
	24 x 72 x 30	49.4	REVFT2472MXE####-A##SC	\$2,635
	24 x 84 x 30	50.3	REVFT2484MXE####-A##SC	\$3,230
	24 x 96 x 30	56.7	REVFT2496MXE####-A##SC	\$3,265
	30 x 48 x 30	45	REVFT3048MXE####-A##SC	\$2,555
	30 x 60 x 30**	50.3	REVFT3060MXE####-A##SC	\$2,635
	30 x 72 x 30**	53.6	REVFT3072MXE####-A##SC	\$2,750
	30 x 96 x 30**	63.9	REVFT3096MXE####-A##SC	\$3,460
	36 x 72 x 30	58	REVFT3672MXE####-A##SC	\$3,050
	36 x 96 x 30	60	REVFT3696MXE####-A##SC	\$3,930
	26 x 60 x 30 (Trapezoid)	39	REVFT30TZMXE####-A##SC	\$2,580

OPTION	DESCRIPTION	ADD TO MODEL NUMBER	ADD-ON LIST PRICE
1 MAXX EDGE® COLOR	Black (B) Graphite (G) Pewter (P) Charcoal (C)	B for Black G for Graphite P for Pewter C for Charcoal	+ \$0***
2,3,4 LAMINATE	See pages 68-69 for laminate information.		+ \$0 (standard***)
5,6 LEG COLOR	Black (B)	B for Black	+ \$0 (standard)
	Graphite (G) Carbon (CB)	G for Graphite CB for Carbon	+ \$40
	Platinum (PT) Pewter (PE) Charcoal (CC)	PT for Platinum PE for Pewter CC for Charcoal	+ \$60
7,8 FOOT CHOICE	Locking Swivel Casters (Standard) *	SC for Swivel Casters	+ \$0
EXTRAS:	Please add extra part model # to the end of the product code (ex: -G)		
9 POWER OPTIONS	See Page 34 for all optional Power Add-Ons	See Page 34	See Page 34
GANGING	Connect tables together (must be factory-installed)	(APPEND MODEL #) -G for Ganging	+ \$185

*** Standard Laminates are offered at +\$0 add on to list price. See page 68 for upcharges for non-standard laminates.

Revolution® Folding Square-Leg Tables

FEATURES




- **TOP:** Patented lightweight composite table top core
- **LEGS:** Positive-locking Square Steel Folding Legs
- **FEET:** Fixed feet/caps and black epoxy powdercoat finish come standard
- **EDGE:** MAXX Edge® (seamless, poured urethane) available in colors shown below & two styles:
 - Eased (radius edge) and Linear (90° flat edge; only available in certain sizes*)
 - All MAXX Edge® colors other than Black (B) require a MOQ of 20 tables. A Minimum Order Charge of \$400 (List) will be applied for other colors that do not meet the minimum.***
- **SURFACE:** Available in high-pressure laminate surface - see pages 68-69 for laminate information.
- **MODEL #:** To select your table options and complete your product code, start with your Revolution® Table Model Number. Fill in each "#" based on options selected below.







Build & Explore your options on our Product Builder website: <https://pc.psfurniture.com/>

REV1860MXE (1) (2) (3) (4) -SQ (5) (6) -E00 (9)

MODEL NUMBER	EDGE COLOR	LAMINATE	LEG COLOR	ELECTRIC OPTION
	1	2,3,4	5,6	9

IMAGE	SIZE (W" x L" x H")	WEIGHT (LBS)	MODEL NUMBER	LIST PRICE
 Rectangular	18 x 60 x 30*	36	REV1860MXE####-SQ##	\$1,815
	18 x 72 x 30*	44	REV1872MXE####-SQ##	\$1,755
	18 x 96 x 30*	56	REV1896MXE####-SQ##	\$1,900
	24 x 60 x 30	40	REV2460MXE####-SQ##	\$1,865
	24 x 72 x 30	50.5	REV2472MXE####-SQ##	\$1,880
	24 x 84 x 30	47	REV2484MXE####-SQ##	\$2,035
	24 x 96 x 30	60.5	REV2496MXE####-SQ##	\$2,055
	30 x 48 x 30	39	REV3048MXE####-SQ##	\$1,840
	30 x 60 x 30*	45	REV3060MXE####-SQ##	\$1,980
	30 x 72 x 30*	55	REV3072MXE####-SQ##	\$1,980
	30 x 96 x 30*	68	REV3096MXE####-SQ##	\$2,240
	36 x 72 x 30	55	REV3672MXE####-SQ##	\$2,275
36 x 96 x 30	57	REV3696MXE####-SQ##	\$2,785	
 Round	30 dia x 30*	26	REV30RDMXE####-SQ##	\$1,290
	36 dia x 30	30	REV36RDMXE####-SQ##	\$1,355
	54 dia x 30	55	REV54RDMXE####-SQ##	\$2,680
	60 dia x 30	56.6	REV60RDMXE####-SQ##	\$2,805
 Square	30 x 30 x 30	29	REV3030MXE####-SQ##	\$1,290
	36 x 36 x 30	34	REV3636MXE####-SQ##	\$1,375
	40 x 40 x 30	37.4	REV4040MXE####-SQ##	\$1,855
Trapezoid	26 x 60 x 30	36	REV30TZMXE####-SQ##	\$1,850

OPTION	DESCRIPTION	ADD TO MODEL NUMBER	ADD-ON LIST PRICE
1 MAXX EDGE® COLOR	 Black (B) Graphite (G) Pewter (P) Charcoal (C)	B for Black G for Graphite P for Pewter C for Charcoal	+ \$0**
2,3,4 LAMINATE	See pages 68-69 for laminate information.		+ \$0 (standard***)
5,6 LEG COLOR	 Black (B)	B for Black	+ \$0 (standard)
	 Graphite (G) Carbon (CB)	G for Graphite CB for Carbon	+ \$40
	 Platinum (PT) Pewter (PE) Charcoal (CC)	PT for Platinum PE for Pewter CC for Charcoal	+ \$60

*** Standard Laminates are offered at +\$0 add on to list price. See page 68 for upcharges for non-standard laminates.

Revolution® Modesty Panel & Carts

ADD A MODESTY PANEL

To add a modesty panel, choose the model number below according to the table size you have chosen and include your laminate finish to complete the model number. Example:

REV-TT-1860-123

MODEL NUMBER

LAMINATE*

1,2,3



FIXED FOLDING MODESTY PANELS

For all models except Revolution® Folding Square-Leg Tables

TABLE SIZE	NOTES	MODEL NUMBER	SIZE (W" x L")	LIST PRICE
18x60	<i>n</i>	REV-TT-1860-###-N	7.25 x 59	\$500
18x72	<i>n</i>	REV-TT-1872-###-N	7.25 x 71	\$515
18x96	<i>n</i>	REV-TT-1896-###-N	7.25 x 95	\$530
18x60	<i>dh</i>	REV-TT-1860-###	7.25 x 59	\$630
18x72	<i>dh</i>	REV-TT-1872-###	7.25 x 71	\$650
18x96	<i>dh</i>	REV-TT-1896-###	7.25 x 95	\$700
24x60	<i>dh</i>	REV-TT-2460-###	7.625 x 59	\$660
24x72	<i>dh</i>	REV-TT-2472-###	7.625 x 71	\$670
24x84	<i>dh</i>	REV-TT-2484-###	7.625 x 83	\$690
24x96	<i>dh</i>	REV-TT-2496-###	7.625 x 95	\$700
30x48	<i>dh</i>	REV-TT-3048-###	9.25 x 47	\$620
30x60	<i>dh</i>	REV-TT-3060-###	9.25 x 59	\$675
30x72	<i>dh</i>	REV-TT-3072-###	9.25 x 71	\$685
30x96	<i>dh</i>	REV-TT-3096-###	9.25 x 95	\$710

REMOVABLE MODESTY PANELS


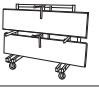

TABLE SIZE	MODEL NUMBER	SIZE (W" x L")	LIST PRICE
18x60	REV-TT-1860-REM-###	9.25 x 59	\$460
18x72	REV-TT-1872-REM-###	9.25 x 71	\$465
18x96	REV-TT-1896-REM-###	9.25 x 95	\$480
24x60	REV-TT-2460-REM-###	9.25 x 59	\$465
24x72	REV-TT-2472-REM-###	9.25 x 71	\$480
24x84	REV-TT-2484-REM-###	9.25 x 83	\$485
24x96	REV-TT-2496-REM-###	9.25 x 95	\$500
30x48	REV-TT-3048-REM-###	9.25 x 47	\$465
30x60	REV-TT-3060-REM-###	9.25 x 59	\$480
30x72	REV-TT-3072-REM-###	9.25 x 71	\$485
30x96	REV-TT-3096-REM-###	9.25 x 95	\$500

Notes: Modesty panels on ganging-equipped tables are 5" shorter than listed to clear the ganging studs. Additional lead time is required for modesty panels. ADD G on the end of the part number for ganged tables.

n - notched out legs vs. dual hinge for modesty panel.

dh - dual hinge connects modesty panel.

SELECT A TRANSPORT CART / STORAGE SOLUTION

STYLE	MODEL NUMBER	SIZE (W" x L" x H")	STANDARD CASTER	CAPACITY	LIST PRICE
READY-SET TABLE CART (For 18" W Tables) 	HD-REV-TTT-18	30.75 x 55.5 x 74.5	5" dia. x 2" W 2 rigid, 2 swivel phenolic	(18) 18" Wide Tables	\$4,450
READY-SET TABLE CART (For 24" - 30" W Tables) 	HD-REV-TTT-30	30.75 x 55.5 x 74.5	5" dia. x 2" W 2 rigid, 2 swivel phenolic	(12) 24" - 30" Wide Tables	\$4,255
VERTICAL TABLE CART 	HD-REV-VTT	30.375 x 71.5 x 78.5	5" dia. x 2" W 2 rigid, 2 swivel phenolic	(10) 18" - 24" Wide Tables	\$3,290
	HD-REV-VTT-30	33 x 71.5 x 78.5		(10) 18" - 30" Wide Tables	\$3,290

Revolution® Power Options

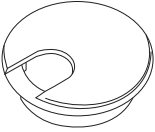
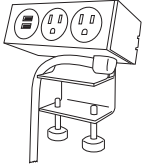
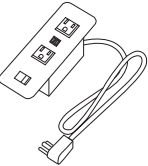
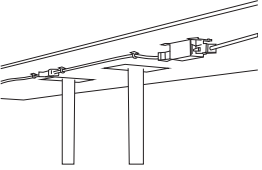

PRODUCT CODE CONFIGURATION: REV3072MXEBGNB-TBWF-E####

APPLICABLE TABLES:

- All Styles of Revolution® Folding and Flip-Top Tables
- MAXX Edge® Laminate Folding Tables
- Laminate Folding tables

APPLICABLE SIZES:

- Training Tables: 18x60, 18x72, 18x96, 24x60, 24x72, 24x96
- Banquet Tables: 30x48, 30x60, 60x72, 30x96

PRODUCT	MODEL NUMBER	FEATURES	DESCRIPTION	LIST PRICE
 <p>Grommet</p>	-E001B	<ul style="list-style-type: none"> • Black • The cost includes a wood block inside the REV panel and/or the extra cut in a wood panel • Mockett XG3 Matte black inner liner and cap • 3.5" OD • 2.812" ID • 3" hole 	This is a hole in the table with a black plastic insert and cover.	\$80
 <p>Clamp on power unit with cord</p>	-E002_2P2U	<ul style="list-style-type: none"> • ECA Seclusion Series • 2 power, 2 USB-C • Black or White 	This unit can clamp on the top or bottom of the table. The 72" cord with plug is attached to the power unit.	\$820
 <p>Flush top mounted power unit with a fixed cord and plug (Fixed)</p>	-E003_2P2U	<ul style="list-style-type: none"> • 2 power, 2 USB-C • Black, White or Silver • COV-2U-B-108 • 1.5" thick top bracket (if required) • Mockett wire manager (WM22) 24" 	These units are permanently attached to the table and have a power cord that plugs into the wall outlet.	\$1,030
 <p>Flush top mounted power unit with Daisy Link to run the units together in a series (daisy chain)</p>	-E005_2P2U	<ul style="list-style-type: none"> • 2 power, 2 USB-C • Black, White, Silver or Aluminum • COV-2U-41-B60SK • Ten (10) tables maximum hooked in a series • Starter cable - required to connect to the electric outlet. One (1) per group of tables • Alligator Anchors (4) four per table (Fastenal 50945) 	Flush top mounted power unit with the ability to daisy chain the tables together. These units are permanently attached to the table and have conduit between each power unit that connects to another table. The final connection to the wall is with a dedicated power cord from the last table into the wall outlet (called a starter cable). The starter cable is NOT included (see below for starter cable costs).	\$1,260
<p>Plug-In Starter Cable for Above Unit</p>	E-4220AP1-72	<ul style="list-style-type: none"> • Plug-in Starter Cable for Daisy Chain Units (72" Cord) 	1 of these is needed for each line of tables being connected to an outlet.	\$400
<p>Hardwired Starter Cable for Above Unit</p>	E-42SB2-72	<ul style="list-style-type: none"> • Hardwired Starter Cable for Daisy Chain Units (72" Cord) 	1 of these is needed for each line of tables being connected to an outlet.	\$275
 <p>Power Share unit with Four (4) Power Outlets & Two (2) 10' Cords</p>	-E006B4P	<ul style="list-style-type: none"> • 4 Power • Black • Two (2) 10' Power Cords • BE02210-F02-120 	These units are permanently attached to the table and have 2 power cords that plugs into the wall outlet.	\$755

MAXX Edge® & Base Color Options




Black (B) Graphite (G) Pewter (P) Charcoal (C)

Please Note: All MAXX Edge® colors other than Black (B) require a MOQ of 20 tables. A Minimum Order Charge of \$400 (list) will be applied for other colors that do not meet the minimum.



Eased

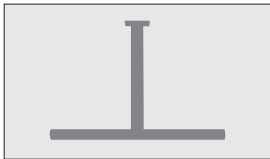


Linear

** Linear MAXX Edge® is only available on certain sizes - see notes on product pages for availability!*



Platinum (PT) Graphite (G) Pewter (PE) Charcoal (CC) Black (B) Carbon (CB)



T-LEG




ARCHED-LEG




SQUARE-LEG



ROLLERS BASE



BLACK TRUMPET



POLISHED CHROME TRUMPET



BRUSHED NICKEL TRUMPET



BLACK X-BASE



BRUSHED SILVER X-BASE

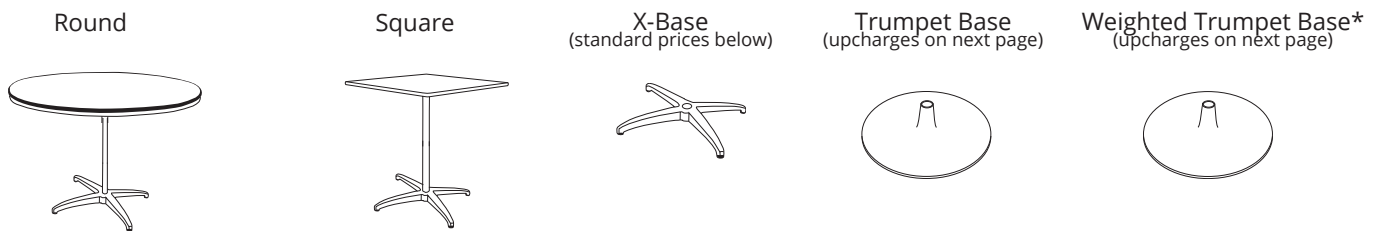
NOTE: Actual colors may vary. For exactness of colors & finishes, please request color samples.

STEP 1 - SELECT A TABLE MODEL

FEATURES

- Patented lightweight composite table top core
- Three piece knock-down design; no tools required for assembly
- Table top & column have an Internal Connection (IC) design that locks securely into place
- Both sides of the table top lay flat & column connects internally
- Tops store flat & compact without scratching or wearing
- MAXX Edge® (seamless, poured urethane) available in two styles - Eased (radius edge) and Linear (90° flat edge in 30RD only!)
- High-pressure laminate surface
- All MAXX Edge® colors other than Black (B) require a MOQ of 20 tables and there will be an additional \$20 per table for quantities fewer than 20 tables

OPTIONS



STYLE	MODEL NUMBER	SIZE (W" x L" x H")	WEIGHT (LBS)	LIST PRICE
24" Round	REV24RDMXE#IC###-###	24 dia x 30	15	\$985
	REV24RDMXE#IC###-###42	24 dia x 42	16	\$1,005
30" Round	REV30RDMXE#IC###-###	30 dia x 30	17	\$1,040
	REV30RDMXE#IC###-###42	30 dia x 42	18	\$1,055
36" Round	REV36RDMXE#IC###-###	36 dia x 30	23	\$1,305
	REV36RDMXE#IC###-###42	36 dia x 42	24	\$1,325
30" Square	REV3030MXE#IC###-###	30 x 30 x 30	19	\$1,045
	REV3030MXE#IC###-###42	30 x 30 x 42	20	\$1,060

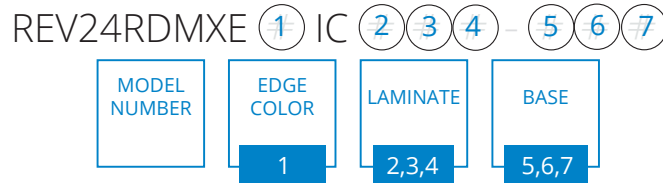






Build & Explore your options on our Product Builder website: <https://pc.psfurniture.com/>

Revolution® Café Table Options

STEP 2 - SELECT YOUR TABLE OPTIONS

To select your table options and complete your product code start with your Revolution® Café Table Model Number. Fill in each "#" based on options selected below. Example:



OPTION	DESCRIPTION				ADD TO MODEL NUMBER	ADD-ON LIST PRICE
1 MAXX EDGE® COLOR	 <i>Black (B) Graphite (G) Pewter (P) Charcoal (C)</i>				B for Black G for Graphite P for Pewter C for Charcoal	+ \$0
2,3,4 LAMINATE	See pages 68-69 for laminate information.					+ \$0 (standard*)
5,6,7 BASE** X-BASE OPTIONS: 	FOR TABLE SIZES	DESCRIPTION	WGT (LBS)	ADD TO MODEL NUMBER	ADD-ON LIST PRICE	
	24" Round 30" Round 36" Round 3030 Square	Brushed Silver X-Base (standard) Black X-Base (standard)	3.2 3.2	XCH XBL	+ \$0 + \$0	
TRUMPET BASE OPTIONS: 	24" Round 30" Round	20" Black Trumpet Base	4.8	TBL	+ \$180	
		20" Polished Chrome Trumpet Base	4.8	TCH	+ \$205	
		20" Brushed Nickel Trumpet Base	4.8	TBN	+ \$250	
	36" Round 3030 Square	23" Black Trumpet Base	7.8	TBL	+ \$200	
		23" Polished Chrome Trumpet Base	7.8	TCH	+ \$250	
		23" Brushed Nickel Trumpet Base	7.8	TBN	+ \$285	
WEIGHTED TRUMPET BASE OPTIONS: 	24" Round 30" Round	20" Weighted Black Trumpet Base	27	TBL-W	+ \$515	
		20" Weighted Polished Chrome Trumpet Base	27	TCH-W	+ \$540	
		20" Weighted Brushed Nickel Trumpet Base	27	TBN-W	+ \$585	
	36" Round 3030 Square	23" Weighted Black Trumpet Base	30	TBL-W	+ \$430	
		23" Weighted Polished Chrome Trumpet Base	30	TCH-W	+ \$500	
		23" Weighted Brushed Nickel Trumpet Base	30	TBN-W	+ \$535	

* Standard Laminates are offered at \$0 add on to list price. See page 68 for upcharges for non-standard laminates.

** Brushed Silver X-Base & Polished Chrome Trumpet Base comes with Chrome Column. Black X-Base & Black Trumpet Base comes with Black Column. Brushed Nickel Trumpet bases come with a Brushed Nickel Column.

Revolution® Cafe Table Packages

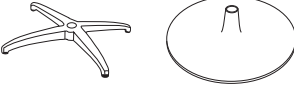



STEP 1 - SELECT A TABLE MODEL

FEATURES

- Complete self-contained unit including a transport cart
- Available in full or half packages
- A variety of sizes available for tops, columns and bases
- Patented lightweight composite table top core
- Three piece knock-down design; no tools required for assembly
- Table top & column have an Internal Connection (IC) design that locks securely into place
- Poured urethane MAXX Edge® prevents food and bacteria collection
- All MAXX Edge® colors other than Black (B) require a MOQ of 20 tables and there will be an additional \$20 per table for quantities fewer than 20 tables
- High-pressure laminate surface

Full & Half Packages



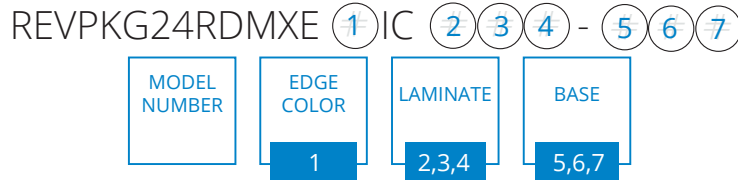
FULL PACKAGE FOR X-BASE OR TRUMPET BASE INCLUDES	TOP SHAPE	MODEL NUMBER	SPECIAL NOTES	SIZE (W" x L" x H")	EST WGT (LBS)	LIST PRICE*	
QTY 20: Revolution® Table Tops QTY 20: Dining Height Columns (30" H) QTY 20: Bistro Height Columns (42" H) QTY 20: X-Bases or Trumpet Bases* QTY 1: HD-CCT30-REV transport cart 	Round	REVPKG24RDMXE#IC###-XCH		24" dia x 30/42"	622	\$25,325	
		REVPKG30RDMXE#IC###-XCH		30" dia x 30/42"	682	\$26,385	
		REVPKG36RDMXE#IC###-XCH		36" dia x 30/42"	762	\$31,430	
	Mix of Round	REVMIX2430RDMXE#IC###-XCH	mix	24/30" dia x 30/42"	652	\$25,855	
		REVMIX2436RDMXE#IC###-XCH	mix	24/36" dia x 30/42"	682	\$28,380	
		REVMIX3036RDMXE#IC###-XCH	mix	30/36" dia x 30/42"	712	\$28,910	
	Square	REVPKG3030MXE#IC###-XCH		30"x 30" x 30/42"	738	\$26,530	
	*List Prices on this page include Brushed Silver X-Bases only. See next page for upcharges for other colors and Trumpet Bases.						
	HALF PACKAGE FOR X-BASE OR TRUMPET BASE INCLUDES	TOP SHAPE	MODEL NUMBER	SPECIAL NOTES	SIZE (W" x L" x H")	EST WGT (LBS)	LIST PRICE*
QTY 10: Revolution® Table Tops QTY 10: Dining Height Columns (30" H) QTY 10: Bistro Height Columns (42" H) QTY 10: X-Bases or Trumpet Bases* QTY 1: HD-CCT30-REV transport cart 	Round	REVHP24RDMXE#IC###-XCH		24" dia x 30/42"	383.5	\$14,560	
		REVHP30RDMXE#IC###-XCH		30" dia x 30/42"	413.5	\$15,090	
		REVHP36RDMXE#IC###-XCH		36" dia x 30/42"	453.5	\$17,615	
Square	REVHP3030MXE#IC###-XCH		30"x 30" x 30/42"	441.5	\$15,155		
*List Prices on this page include Brushed Silver X-Bases only. See next page for upcharges for other colors and Trumpet Bases.							
FULL PACKAGE FOR WEIGHTED TRUMPET BASE INCLUDES	TOP SHAPE	MODEL NUMBER	SPECIAL NOTES	SIZE (W" x L" x H")	EST WGT (LBS)	LIST PRICE**	
QTY 12: Revolution® Table Tops QTY 12: Dining Height Columns (30" H) QTY 12: Bistro Height Columns (42" H) QTY 12: Weighted Trumpet Bases** QTY 1: HD-CCT30-REV-WB transport cart 	Round	REVPKG24RDMXE#IC###-TBL-W		24" dia x 30/42"	623.2	\$23,145	
		REVPKG30RDMXE#IC###-TBL-W		30" dia x 30/42"	659.2	\$23,785	
		REVPKG36RDMXE#IC###-TBL-W		36" dia x 30/42"	839.2	\$25,495	
	Mix of Round	REVMIX2430RDMXE#IC###-TBL-W	mix	24/30" dia x 30/42"	689.2	\$23,470	
		REVMIX2436RDMXE#IC###-TBL-W	mix	24/36" dia x 30/42"	707.2	\$24,325	
		REVMIX3036RDMXE#IC###-TBL-W	mix	30/36" dia x 30/42"	725.2	\$24,640	
	Square	REVPKG3030MXE#IC###-TBL-W		30"x 30" x 30/42"	824.8	\$23,865	
	**List Prices on this page include Weighted Black Trumpet Bases only. See next page for upcharges for other colors.						
	HALF PACKAGE FOR WEIGHTED TRUMPET BASE INCLUDES	TOP SHAPE	MODEL NUMBER	SPECIAL NOTES	SIZE (W" x L" x H")	EST WGT (LBS)	LIST PRICE**
QTY 6: Revolution® Table Tops QTY 6: Dining Height Columns (30" H) QTY 6: Bistro Height Columns (42" H) QTY 6: Weighted Trumpet Bases** QTY 1: HD-CCT30-REV-WB transport cart 	Round	REVHP24RDMXE#IC###-TBL-W		24" dia x 30/42"	384.1	\$13,450	
		REVHP30RDMXE#IC###-TBL-W		30" dia x 30/42"	402.1	\$13,765	
		REVHP36RDMXE#IC###-TBL-W		36" dia x 30/42"	492.1	\$14,620	
Square	REVHP3030MXE#IC###-TBL-W		30"x 30" x 30/42"	484.9	\$13,810		
**List Prices on this page include Weighted Black Trumpet Bases only. See next page for upcharges for other colors.							

mix - Mix of Round Full Packages contain ten (10) of each two (2) sizes of tops plus matching bases.
 Please Note: Trumpet Bases are also available with powdercoat - please call for options and quote.

Revolution® Cafe Table Package Options

STEP 2 - SELECT YOUR TABLE OPTIONS

To select your table options and complete your product code start with your Revolution® Cafe Table Package Model Number. Fill in each “#” based on options selected below. Example:



OPTION	DESCRIPTION	ADD TO MODEL NUMBER	FULL PACKAGE ADD-ON LIST PRICE	HALF PACKAGE ADD-ON LIST PRICE
1 MAXX EDGE® COLOR	 Black (B) Graphite (G) Pewter (P) Charcoal (C)	B for Black G for Graphite P for Pewter C for Charcoal	+ \$0	+ \$0
2,3,4 LAMINATE	See pages 68-69 for laminate information.		+ \$0 (standard*)	+ \$0 (standard*)

5,6,7 BASE**	FOR TABLE SIZES	DESCRIPTION	WGT (LBS)	ADD TO MODEL NUMBER	FULL PACKAGE ADD-ON LIST PRICE**	HALF PACKAGE ADD-ON LIST PRICE**
X-BASE OPTIONS: 	24" Round 30" Round 36" Round 3030 Square	Brushed Silver X-Base (standard)	3.2	XCH	+ \$0	+ \$0
		Black X-Base	3.2	XBL	+ \$685	+ \$340
TRUMPET BASE OPTIONS: 	24" Round 30" Round	20" Black Trumpet Base	4.8	TBL	+ \$4,095	+ \$2,050
		20" Polished Chrome Trumpet Base	4.8	TCH	+ \$4,655	+ \$2,330
		20" Brushed Nickel Trumpet Base	4.8	TBN	+ \$5,590	+ \$2,795
	36" Round 3030 Square	23" Black Trumpet Base	7.8	TBL	+ \$3,650	+ \$1,825
		23" Polished Chrome Trumpet Base	7.8	TCH	+ \$5,185	+ \$2,595
		23" Brushed Nickel Trumpet Base	7.8	TBN	+ \$5,915	+ \$2,960
WEIGHTED TRUMPET BASE OPTIONS: 	24" Round 30" Round	20" Weighted Black Trumpet Base (standard)	27	TBL-W	+ \$0	+ \$0
		20" Weighted Polished Chrome Trumpet Base	27	TCH-W	+ \$370	+ \$185
		20" Weighted Brushed Nickel Trumpet Base	27	TBN-W	+ \$1,235	+ \$615
	36" Round 3030 Square	23" Weighted Black Trumpet Base (standard)	30	TBL-W	+ \$0	+ \$0
		23" Weighted Polished Chrome Trumpet Base	30	TCH-W	+ \$900	+ \$450
		23" Weighted Brushed Nickel Trumpet Base	30	TBN-W	+ \$1,635	+ \$820

* Standard Laminates are offered at \$0 add on to list price. See page 68 for upcharges for non-standard laminates.

** Add upcharge to Package List Prices from the previous page.

Please Note: Brushed Silver X-Base & Polished Chrome Trumpet Base comes with Chrome Column. Black X-Base & Black Trumpet Base comes with Black Column. Brushed Nickel Trumpet bases come with a Brushed Nickel Column. Trumpet Bases are also available with powdercoat - please call for options and quote.



Build & Explore your options on our Product Builder website: <https://pc.psfurniture.com/>

Revolution Shield™ Flip-Top Tables with Amulet® Ballistic Barrier*

FEATURES

- Covered by US patent 11,737,557, Revolution Shield™ Flip-Top Tables are designed to stop bullets fired from a handgun.
- Revolution Shield™ Flip-Top Tables contain Amulet® 1 and 2 Ballistic Barriers as part of the table core and modesty panel, respectively.
- Amulet's Amulet 1 and 2 Ballistic Material has been extensively tested to prove it can stop hand-gun bullets.
- Lightweight & portable (vs. a particleboard flip-top table without the barrier weighing 96 lbs.)
- The Amulet® Ballistic Barrier technology used in the Revolution Shield™ Flip-Top Tables is covered with a Polyurea spray on the modesty panel and underneath the table.
- Poured urethane MAXX Edge® leaves no gaps - easy to clean and sanitize!



Extended Modesty Panels extend to the full length of the tables for greater protection.

PRICING NOTES

- There is a Minimum Order Quantity of six (6) tables to receive dock delivery pricing FOB chosen destination.
- If less than six (6) tables are ordered, delivery will be FOB Conneautville, PA.
- Modesty panel comes standard in textured black; optional upgrade to other textured colors available for +\$235 per table.
- There is a Minimum Order Quantity of five (5) tables for any color other than black on the modesty panel.

IMAGE	MODEL NUMBER	WEIGHT (LBS)	SIZE (W" x L" x H")	LIST PRICE
	REVSFT2460MXEB###-GIB-##-C-M# # = MAXX Edge® color option code ### = Laminate color option code ## = Base Color Option: Silver (SV) or Black (BL) # = Modesty Panel Choice: Extended (E) or Standard (S)	64	24" x 60" x 30"	\$8,580

PLEASE NOTE: WHILE THE PRODUCT MEETS THE STATED PERFORMANCE LEVELS OF BALLISTIC STANDARDS UL 752 AND NIJ 0108.01, PS FURNITURE SHALL IN NO EVENT BE LIABLE FOR ANY PERSONAL INJURIES (INCLUDING DEATH) SUSTAINED BY PERSONS USING THE PRODUCT.

TWO MODESTY PANEL VERSIONS

Standard Modesty Panel

- Dimensions: 50"L x 16.5"W
- Fits in line with the profile of the legs when in flipped position
- Aligns with the legs and is 5" from the table edge on each side



Standard Modesty Panel

Extended Modesty Panel

- Dimensions: 60"L x 16.5"W
- Cutout design adds extended length to the modesty panel coverage when in the flipped position
- Fits snugly over the tables metallic leg base to create protective wall
- Two tables pushed together act like a wider ballistic wall (see image above top right)



Extended Modesty Panel



*Covered by US patent 11,737,557


Scissor Tables™

FEATURES

- One-of-a-kind center folding conference, dining, and multi-purpose table on casters
- Zero pinch points for safety
- Fits through doorways and in elevators
- 1" thick particleboard with HPL & Vinyl 2MM Linear Edge
- Standard Height of all tables will be 29" high
- MOQ of 6 Tables or a \$250 waste fee will be applied

COLOR OPTIONS

- Top - Choose any Formica or Wilsonart laminate surface (code = mfct. numerical code: #####-##).
- See pages 68-69 for laminate information.
- Non-Standard laminates are available, but may have a longer lead times and a price difference.
- Edge - Matching Edge Band (exact laminate match).
- Base - Cast aluminum column with matte black powdercoat and matte black feet.
- NOTE: 48x79 Oval & 72" Rectangular Tables will have polished aluminum feet (while supplies last).

SCISSOR TABLE™ STYLE	TOP SIZE	MODEL NUMBER	LIST PRICE
Round 	60" DIA	PBL-S-60RDEB#-#####-##-SB	\$3,245
Hexagon 	60" HEX	PBL-S-60HEXEB#-#####-##-SB	\$3,410
Square 	48" SQUARE	PBL-S-4848EB#-#####-##-SB	\$2,575
Oval 	48 X 79 OVAL	PBL-S-4879OVALEB#-#####-##-SB	\$4,395
Rectangle 	30 X 72 RECTANGLE	PBL-S-3072RECTEB#-#####-##-SB	\$3,465
	30 X 96 RECTANGLE	PBL-S-3096RECTEB#-#####-##-SB	\$3,635
	48 X 72 RECTANGLE	PBL-S-4872RECTEB#-#####-##-SB	\$4,110
	48 X 96 RECTANGLE	PBL-S-4896RECTEB#-#####-##-SB	\$4,465
GROMMET CUT-OUT (1 EACH)	OPTIONAL ADD-ON	-E001 (add this to end of table P/N)	\$60



Build & Explore your options on our Product Builder website: <https://pc.psfurniture.com/>

DO NOT LAY OR STAND ON THIS TABLE. Failure to assemble as instructed (refer to detailed assembly instructions in video link below) VOIDS MANUFACTURER'S WARRANTY.



Acacia Collection™ Tables - NEW Bonded Fixed T-Bases

TABLE TOP FEATURES



- **CORE:** 1-1/8" thick table top with particle board core.
- **EDGE:** 3MM PVC-molded edgeband which is fully bonded and sealed to the table edge.
- **EDGE COLOR OPTIONS:** Black (code # = B for Edge Band Black EBB) or Exact Laminate Match (code # = M for Edge Band Match EBM)
- **SURFACE:** Glued/Pressed, High Pressure Laminate. See pages 68-69 for laminate information. (laminate code = ####-##)

BASE FEATURES

- **CONSTRUCTION:** Welded for maximum strength and stability.
- **COLUMN TUBING:** 2" SQ OD x 14 gage
- **BASE TUBING:** 1" x 2-1/2" Steel Tubing; 14 gage. Color matched end cap.
- **BASE HEIGHT:** 27-3/4" – 40-3/4"
- **ADJUSTABLE LEVELER:** 3/8" x 3/4" long shank
- **FINISH:** Powder coat paint - see page 61 for color options and codes (-27##)

ASSEMBLY NOTES

- This base is shipped complete and requires no assembly at the customer.

IMAGE	SIZE (IN)	MODEL NUMBER	LIST PRICE
 <p>NEW Bonded Fixed T-Base</p>	18" X 60"	PBL1860EB#####-##-27##	\$915
	18" X 72"	PBL1872EB#####-##-27##	\$975
	18" X 96"	PBL1896EB#####-##-27##	\$1,085
	24" X 60"	PBL2460EB#####-##-27##	\$1,040
	24" X 72"	PBL2472EB#####-##-27##	\$1,120
	24" X 96"	PBL2496EB#####-##-27##	\$1,230
	30" X 60"	PBL3060EB#####-##-27##	\$1,170
	30" X 72"	PBL3072EB#####-##-27##	\$1,260
	30" X 96"	PBL3096EB#####-##-27##	\$1,375
	OPTIONAL ADD-ON ITEMS:	MODEL # ADD-ON:	LIST PRICE ADD-ON:
	BAR HEIGHT	-BH	+ \$175
	CUSTOM BASE HEIGHT	-CBH	+ \$175
	CASTERS	-C	+ \$75
	WIRE ACCESS	-WA	+ \$140
Metal Modesty Panel (make table ready)	-MMP	*See Page 47	
Laminate Modesty Panel (make table ready)	-LMP	*See Page 47	

Please Note: MOQ of 6 Tables or a \$250 waste fee will be applied.

Acacia Collection™ Tables - NEW Bonded Flip-Top T-Bases

TABLE TOP FEATURES



- **CORE:** 1-1/8" thick table top with particle board core.
- **EDGE:** 3MM PVC-molded edgeband which is fully bonded and sealed to the table edge.
- **EDGE COLOR OPTIONS:** Black (code # = B for Edge Band Black EBB) or Exact Laminate Match (code # = M for Edge Band Match EBM)
- **SURFACE:** Glued/Pressed, High Pressure Laminate. See pages 68-69 for laminate information. (laminate code = #####-##)

BASE FEATURES

- **CONSTRUCTION:** Welded for maximum strength and stability. Flip mechanism is mechanically attached to the table base.
- **COLUMN TUBING:** 2" SQ OD x 14 gage
- **BASE TUBING:** 1" x 2-1/2" Steel Tubing; 14 gage. Color matched end cap.
- **BASE HEIGHT:** 27-3/4" – 40-3/4"
- **ADJUSTABLE LEVELER:** 3/8" x 3/4" long shank
- **FINISH:** Powder coat paint - see page 61 for color options and codes (-27##)

ASSEMBLY NOTES

- This base is shipped complete and requires no assembly at the customer.

IMAGE	SIZE (IN)	MODEL NUMBER	LIST PRICE
 <p>Shown With Casters</p>	18" X 60"	PBLFT1860EB#####-##-27##	\$1,390
	18" X 72"	PBLFT1872EB#####-##-27##	\$1,445
	24" X 60"	PBLFT2460EB#####-##-27##	\$1,515
	24" X 72"	PBLFT2472EB#####-##-27##	\$1,590
	30" X 60"	PBLFT3060EB#####-##-27##	\$1,640
	30" X 72"	PBLFT3072EB#####-##-27##	\$1,735
	OPTIONAL ADD-ON ITEMS:	MODEL # ADD-ON:	LIST PRICE ADD-ON:
	BAR HEIGHT	-BH	+ \$175
	CUSTOM BASE HEIGHT	-CBH	+ \$175
	CASTERS	-C	+ \$75
	WIRE ACCESS	-WA	+ \$140
	Metal Modesty Panel (make table ready)	-MMP	*See Page 47
Laminate Modesty Panel (make table ready)	-LMP	*See Page 47	

Please Note: MOQ of 6 Tables or a \$250 waste fee will be applied.

Acacia Collection™ Tables - NEW Bonded Fixed X-Bases

TABLE TOP FEATURES



- **CORE:** 1-1/8" thick table top with particle board core.
- **EDGE:** 3MM PVC-molded edgeband which is fully bonded and sealed to the table edge.
- **EDGE COLOR OPTIONS:** Black (code # = B for Edge Band Black EBB) or Exact Laminate Match (code # = M for Edge Band Match EBM)
- **SURFACE:** Glued/Pressed, High Pressure Laminate. See pages 68-69 for laminate information. (laminate code = #####-##)

BASE FEATURES

- **CONSTRUCTION:** Bolted, welded combination. Color matched end cap.
- **COLUMN TUBING:** 2-1/2" tubing OD x 14 gage
- **BASE TUBING:** 1" X 2-1/2" Steel Tubing X 14 gage
- **MOUNTING PLATE:** Fabricated steel 4 gage x 12" x 12", and 8" x 8"
- **BASE HEIGHT:** 27-3/4" – 40-3/4"
- **ADJUSTABLE LEVELER:** 3/8-16 x 3/4" long shank
- **FINISH:** Powder coat paint - see page 61 for color options and codes (-27##)

ASSEMBLY NOTES

- This base is shipped knocked down. It will require assembly at the customer. Assembly Instructions will be provided.

IMAGE	SIZE (IN)	MODEL NUMBER	LIST PRICE	
 <p>NEW Bonded Fixed X-Base</p>	24"RD	PBL24RDEB#####-##-27##	\$1,060	
	30"RD	PBL30RDEB#####-##-27##	\$1,075	
	36"RD	PBL36RDEB#####-##-27##	\$1,190	
	42"RD	PBL42RDEB#####-##-27##	\$1,560	
	48"RD	PBL48RDEB#####-##-27##	\$1,560	
	24" X 24"	PBL2424EB#####-##-27##	\$1,060	
	30" X 30"	PBL3030EB#####-##-27##	\$1,075	
	36" X 36"	PBL3636EB#####-##-27##	\$1,190	
	42" X 42"	PBL4242EB#####-##-27##	\$1,560	
	OPTIONAL ADD-ON ITEMS:		MODEL # ADD-ON:	LIST PRICE ADD-ON:
	BAR HEIGHT	-BH		+ \$80
	CUSTOM BASE HEIGHT	-CBH		+ \$80
	CASTERS	-C		+ \$75
	WIRE ACCESS	-WA		+ \$440

Please Note: MOQ of 6 Tables or a \$250 waste fee will be applied.

Acacia Collection™ Tables - NEW Bonded Flip-Top X-Bases

TABLE TOP FEATURES

- **CORE:** 1-1/8" thick table top with particle board core.
- **EDGE:** 3MM PVC-molded edgeband which is fully bonded and sealed to the table edge.
- **EDGE COLOR OPTIONS:** Black (code # = B for Edge Band Black EBB) or Exact Laminate Match (code # = M for Edge Band Match EBM)
- **SURFACE:** Glued/Pressed, High Pressure Laminate. See pages 68-69 for laminate information. (laminate code = #####-###)

BASE FEATURES

- **CONSTRUCTION:** Bolted, welded combination. Color matched end cap. Flip mechanism is mechanically attached to the table base.
- **COLUMN TUBING:** 2-1/2" tubing OD x 14 gage
- **BASE TUBING:** 1" X 2-1/2" Steel Tubing X 14 gage
- **MOUNTING PLATE:** Fabricated steel 4 gage x 12" x 12", and 8" x 8"
- **BASE HEIGHT:** 27-3/4" – 40-3/4"
- **ADJUSTABLE LEVELER:** 3/8-16 x 3/4" long shank
- **FINISH:** Powder coat paint - see page 61 for color options and codes (-27##)

ASSEMBLY NOTES

- This base is shipped knocked down. It will require assembly at the customer. Assembly Instructions will be provided.

IMAGE	SIZE (IN)	MODEL NUMBER	LIST PRICE	
 <p>NEW Bonded Flip-Top X-Base</p> <p>Shown With Casters</p>	24"RD	PBL24RDEB#####-##-27##	\$1,325	
	30"RD	PBL30RDEB#####-##-27##	\$1,345	
	36"RD	PBL36RDEB#####-##-27##	\$1,455	
	42"RD	PBL42RDEB#####-##-27##	\$1,825	
	48"RD	PBL48RDEB#####-##-27##	\$1,825	
	24" X 24"	PBL2424EB#####-##-27##	\$1,325	
	30" X 30"	PBL3030EB#####-##-27##	\$1,345	
	36" X 36"	PBL3636EB#####-##-27##	\$1,455	
	42" X 42"	PBL4242EB#####-##-27##	\$1,825	
	48" X 48"	PBL4848EB#####-##-27##	\$1,825	
	OPTIONAL ADD-ON ITEMS:		MODEL # ADD-ON:	LIST PRICE ADD-ON:
	BAR HEIGHT	-BH		+ \$80
	CUSTOM BASE HEIGHT	-CBH		+ \$80
	CASTERS	-C		+ \$75
	WIRE ACCESS	-WA		+ \$440

Please Note: MOQ of 6 Tables or a \$250 waste fee will be applied.

Acacia Collection™ Tables - NEW Tubular Fixed T-Bases

TABLE TOP FEATURES



- **CORE:** 1-1/8" thick table top with particle board core.
- **EDGE:** 3MM PVC-molded edgeband which is fully bonded and sealed to the table edge.
- **EDGE COLOR OPTIONS:** Black (code # = B for Edge Band Black EBB) or Exact Laminate Match (code # = M for Edge Band Match EBM)
- **SURFACE:** Glued/Pressed, High Pressure Laminate. See pages 68-69 for laminate information. (laminate code = #####-##)

BASE FEATURES

- **CONSTRUCTION:** Welded (feet are assembled)
- **COLUMN TUBING:** 2" Dia tubing OD x 14 gage
- **BASE TUBING:** 2" DIA Steel Tubing, 14 gage. Color Matched End Cap.
- **BASE HEIGHT:** 27-3/4" – 40-3/4"
- **ADJUSTABLE LEVELER:** 1/4-20-x 1-3/4" long shank
- **FINISH:** Powder coat paint - see page 61 for color options and codes (-70##); Chrome - call to quote.

ASSEMBLY NOTES

- This base is shipped complete and requires no assembly at the customer.

IMAGE	SIZE (IN)	MODEL NUMBER	LIST PRICE
 <p>NEW Tubular Fixed T-Base</p>	18" X 60"	PBL1860EB#####-##-70##	\$830
	18" X 72"	PBL1872EB#####-##-70##	\$885
	18" X 96"	PBL1896EB#####-##-70##	\$1,000
	24" X 60"	PBL2460EB#####-##-70##	\$940
	24" X 72"	PBL2472EB#####-##-70##	\$1,015
	24" X 96"	PBL2496EB#####-##-70##	\$1,125
	30" X 60"	PBL3060EB#####-##-70##	\$1,055
	30" X 72"	PBL3072EB#####-##-70##	\$1,150
	30" X 96"	PBL3096EB#####-##-70##	\$1,260
	OPTIONAL ADD-ON ITEMS:	MODEL # ADD-ON:	LIST PRICE ADD-ON:
	BAR HEIGHT	-BH	+ \$175
	CUSTOM BASE HEIGHT	-CBH	+ \$175
	CASTERS	-C	+ \$75
	WIRE ACCESS	-WA	+ \$140
	ADJ. COLUMN - CAFÉ (26"- 35")	-CADJ	+ \$315
	ADJ. COLUMN - BAR (29"- 42")	-BADJ	+ \$450
	CHROME	-CH	call for price
	Metal Modesty Panel (make table ready)	-MMP	*See Page 47
Laminate Modesty Panel (make table ready)	-LMP	*See Page 47	

Please Note: MOQ of 6 Tables or a \$250 waste fee will be applied.

Acacia Collection™ Tables - NEW Tubular Flip-Top T-Bases

TABLE TOP FEATURES

- **CORE:** 1-1/8" thick table top with particle board core.
- **EDGE:** 3MM PVC-molded edgeband which is fully bonded and sealed to the table edge.
- **EDGE COLOR OPTIONS:** Black (code # = B for Edge Band Black EBB) or Exact Laminate Match (code # = M for Edge Band Match EBM)
- **SURFACE:** Glued/Pressed, High Pressure Laminate. See pages 68-69 for laminate information. (laminate code = ####-##)

BASE FEATURES

- **CONSTRUCTION:** Welded (feet are assembled). Flip mechanism is mechanically attached to the table base.
- **COLUMN TUBING:** 2" SQ OD x 14 gage
- **BASE TUBING:** 1" x 2-1/2" Steel Tubing; 14 gage. Color matched end cap.
- **BASE HEIGHT:** 27-3/4" – 40-3/4"
- **ADJUSTABLE LEVELER:** 3/8" x 3/4" long shank
- **FINISH:** Powder coat paint - see page 61 for color options and codes (-70##)

ASSEMBLY NOTES

- This base is shipped complete and requires no assembly at the customer.

IMAGE	SIZE (IN)	MODEL NUMBER	LIST PRICE
 <p>Shown With Casters</p>	18" X 60"	PBLFT1860EB#####-##-70##	\$1,300
	18" X 72"	PBLFT1872EB#####-##-70##	\$1,355
	24" X 60"	PBLFT2460EB#####-##-70##	\$1,410
	24" X 72"	PBLFT2472EB#####-##-70##	\$1,485
	30" X 60"	PBLFT3060EB#####-##-70##	\$1,530
	30" X 72"	PBLFT3072EB#####-##-70##	\$1,620
	OPTIONAL ADD-ON ITEMS:	MODEL # ADD-ON:	LIST PRICE ADD-ON:
	BAR HEIGHT	-BH	+ \$175
	CUSTOM BASE HEIGHT	-CBH	+ \$175
	CASTERS	-C	+ \$75
	WIRE ACCESS	-WA	+ \$140
	ADJ. COLUMN - CAFÉ (26"- 35")	-CADJ	+ \$315
	ADJ. COLUMN - BAR (29"- 42")	-BADJ	+ \$450
	CHROME	-CH	call for price
	Metal Modesty Panel (make table ready)	-MMP	*See Page 47
	Laminate Modesty Panel (make table ready)	-LMP	*See Page 47

Please Note: MOQ of 6 Tables or a \$250 waste fee will be applied.

Acacia Collection™ Tables - NEW Tubular Fixed X-Bases

TABLE TOP FEATURES

- **CORE:** 1-1/8" thick table top with particle board core.
- **EDGE:** 3MM PVC-molded edgeband which is fully bonded and sealed to the table edge.
- **EDGE COLOR OPTIONS:** Black (code # = B for Edge Band Black EBB) or Exact Laminate Match (code # = M for Edge Band Match EBM)
- **SURFACE:** Glued/Pressed, High Pressure Laminate. See pages 68-69 for laminate information. (laminate code = #####-###)

BASE FEATURES

- **CONSTRUCTION:** Welded and Bolted Combination. Feet are assembled.
- **COLUMN TUBING:** 3" Dia tubing OD x 14 gage
- **BASE TUBING:** 3" DIA Steel Tubing, 14 gage. Color matched end cap.
- **BASE HEIGHT:** 27-3/4" – 40-3/4"
- **ADJUSTABLE LEVELER:** 1/4-20-x 1-3/4" long shank
- **FINISH:** Powder coat paint - see page 61 for color options and codes (-75##). Chrome - call to quote.

ASSEMBLY NOTES

- This base is shipped knocked down. It will require assembly at the customer. Assembly Instructions will be provided.

IMAGE	SIZE (IN)	MODEL NUMBER	LIST PRICE
 <p>NEW Tubular Fixed X-Base</p> <p>Shown With Casters</p>	24"RD	PBL24RDEB#####-##-75##	\$715
	30"RD	PBL30RDEB#####-##-75##	\$735
	36"RD	PBL36RDEB#####-##-75##	\$845
	42"RD	PBL42RDEB#####-##-75##	\$1,150
	48"RD	PBL48RDEB#####-##-75##	\$1,240
	54"RD	PBL54RDEB#####-##-75##	\$1,590
	60"RD	PBL60RDEB#####-##-75##	\$1,590
	24" X 24"	PBL2424EB#####-##-75##	\$715
	30" X 30"	PBL3030EB#####-##-75##	\$735
	36" X 36"	PBL3636EB#####-##-75##	\$870
 <p>Shown With Casters</p>	42" X 42"	PBL4242EB#####-##-75##	\$1,240
	OPTIONAL ADD-ON ITEMS:	MODEL # ADD-ON:	LIST PRICE ADD-ON:
	BAR HEIGHT	-BH	+ \$80
	CUSTOM BASE HEIGHT	-CBH	+ \$80
	CASTERS	-C	+ \$75
CHROME	-CH	call for price	

Please Note: MOQ of 6 Tables or a \$250 waste fee will be applied.

Acacia Collection™ Tables - NEW Tubular Flip-Top X-Bases

TABLE TOP FEATURES

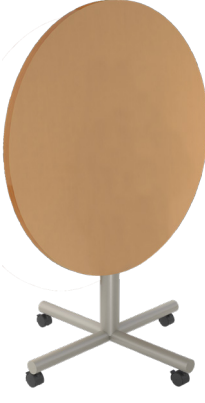
- **CORE:** 1-1/8" thick table top with particle board core.
- **EDGE:** 3MM PVC-molded edgeband which is fully bonded and sealed to the table edge.
- **EDGE COLOR OPTIONS:** Black (code # = B for Edge Band Black **EBB**) or Exact Laminate Match (code # = M for Edge Band Match **EBM**)
- **SURFACE:** Glued/Pressed, High Pressure Laminate. See pages 68-69 for laminate information. (laminate code = #####-##)

BASE FEATURES

- **CONSTRUCTION:** Welded and Bolted Combination. Feet are assembled. Flip mechanism is mechanically attached to the table base.
- **COLUMN TUBING:** 3" Dia tubing OD x 14 gage
- **BASE TUBING:** 3" DIA Steel Tubing, 14 gage. Color matched end cap.
- **BASE HEIGHT:** 27-3/4" – 40-3/4"
- **ADJUSTABLE LEVELER:** 1/4-20-x 1-3/4" long shank
- **FINISH:** Powder coat paint - see page 61 for color options and codes (-75##). Chrome - call to quote.

ASSEMBLY NOTES

- This base is shipped knocked down. It will require assembly at the customer. Assembly Instructions will be provided.

IMAGE	SIZE (IN)	MODEL NUMBER	LIST PRICE
 <p>NEW Tubular Flip-Top X-Base</p>	24"RD	PBLFT24RDEB#####-##-75##	\$980
	30"RD	PBLFT30RDEB#####-##-75##	\$1,000
	36"RD	PBLFT36RDEB#####-##-75##	\$1,115
	42"RD	PBLFT42RDEB#####-##-75##	\$1,420
	48"RD	PBLFT48RDEB#####-##-75##	\$1,505
	24" X 24"	PBLFT2424EB#####-##-75##	\$980
	30" X 30"	PBLFT3030EB#####-##-75##	\$1,000
	36" X 36"	PBLFT3636EB#####-##-75##	\$1,135
	42" X 42"	PBLFT4242EB#####-##-75##	\$1,505
	OPTIONAL ADD-ON ITEMS:	MODEL # ADD-ON:	LIST PRICE ADD-ON:
	BAR HEIGHT	-BH	+ \$80
	CUSTOM BASE HEIGHT	-CBH	+ \$80
	CASTERS	-C	+ \$75
 <p>Shown With Casters</p>	CHROME	-CH	call for price

Please Note: MOQ of 6 Tables or a \$250 waste fee will be applied.

Acacia Collection™ Tables - Arched Fixed T-Bases

TABLE TOP FEATURES



- **CORE:** 1-1/8" thick table top with particle board core.
- **EDGE:** 3MM PVC-molded edgeband which is fully bonded and sealed to the table edge.
- **EDGE COLOR OPTIONS:** Black (code # = B for Edge Band Black EBB) or Exact Laminate Match (code # = M for Edge Band Match EBM)
- **SURFACE:** Glued/Pressed, High Pressure Laminate. See pages 68-69 for laminate information. (laminate code = ####-##)

BASE FEATURES

- **CONSTRUCTION:** Welded for maximum strength and stability.
- **COLUMN TUBING:** 2" OD x 14 gage
- **BASE TUBING:** 1-3/8" OD x 13 gage
- **BASE HEIGHT:** 27-3/4" - 40-3/4"
- **ADJUSTABLE LEVELER:** 1-3/8" diameter and 1/4" x 5/8" long stud
- **FINISH:** Chrome or powder coat paint - see page 61 for color options and codes (-72##)

ASSEMBLY NOTES

- This base is shipped complete and requires no assembly at the customer.

IMAGE	SIZE (IN)	MODEL NUMBER	LIST PRICE
 <p>Arched T-Base</p>	18" X 60"	PBL1860EB#####-##-72##	\$900
	18" X 72"	PBL1872EB#####-##-72##	\$955
	18" X 96"	PBL1896EB#####-##-72##	\$1,065
	24" X 60"	PBL2460EB#####-##-72##	\$990
	24" X 72"	PBL2472EB#####-##-72##	\$1,065
	24" X 96"	PBL2496EB#####-##-72##	\$1,180
	30" X 60"	PBL3060EB#####-##-72##	\$1,085
	30" X 72"	PBL3072EB#####-##-72##	\$1,180
	30" X 96"	PBL3096EB#####-##-72##	\$1,295
 <p>With Casters</p>	OPTIONAL ADD-ON ITEMS:	MODEL # ADD-ON:	LIST PRICE ADD-ON:
	BAR HEIGHT	-BH	+ \$150
	CUSTOM BASE HEIGHT	-CBH	+ \$150
	CASTERS	-C	+ \$60
	ADJ. COLUMN - CAFÉ (26"- 35")	-CADJ	+ \$295
	CHROME	-CH	+ \$345
	Metal Modesty Panel (make table ready)	-MMP	*See Page 47
Laminate Modesty Panel (make table ready)	-LMP	*See Page 47	

Please Note: MOQ of 6 Tables or a \$250 waste fee will be applied.

Acacia Collection™ Tables - Arched Flip-Top T-Bases

TABLE TOP FEATURES




- **CORE:** 1-1/8" thick table top with particle board core.
- **EDGE:** 3MM PVC-molded edgeband which is fully bonded and sealed to the table edge.
- **EDGE COLOR OPTIONS:** Black (code # = B for Edge Band Black EBB) or Exact Laminate Match (code # = M for Edge Band Match EBM)
- **SURFACE:** Glued/Pressed, High Pressure Laminate. See pages 68-69 for laminate information. (laminate code = #####-##)

BASE FEATURES

- **CONSTRUCTION:** Welded for maximum strength and stability. Flip mechanism is mechanically attached to the table base.
- **COLUMN TUBING:** 2" OD x 14 gage
- **BASE TUBING:** 1-3/8" OD x 13 gage
- **BASE HEIGHT:** 27-3/4" – 40-3/4"
- **ADJUSTABLE LEVELER:** 1-3/8" diameter and 1/4" x 5/8" long stud
- **FINISH:** Chrome or powder coat paint - see page 61 for color options and codes (-72##)

ASSEMBLY NOTES

- This base is shipped complete and requires no assembly at the customer.

IMAGE	SIZE (IN)	MODEL NUMBER	LIST PRICE
	18" X 60"	PBLFT1860EB#####-##-72##	\$1,370
	18" X 72"	PBLFT1872EB#####-##-72##	\$1,425
	24" X 60"	PBLFT2460EB#####-##-72##	\$1,465
	24" X 72"	PBLFT2472EB#####-##-72##	\$1,540
	30" X 60"	PBLFT3060EB#####-##-72##	\$1,560
	30" X 72"	PBLFT3072EB#####-##-72##	\$1,655
 <p>Folded With Casters</p>	OPTIONAL ADD-ON ITEMS:	MODEL # ADD-ON:	LIST PRICE ADD-ON:
	BAR HEIGHT	-BH	+ \$150
	CUSTOM BASE HEIGHT	-CBH	+ \$150
	CASTERS	-C	+ \$60
	ADJ. COLUMN - CAFÉ (26"- 35")	-CADJ	+ \$295
	CHROME	-CH	+ \$345
	Metal Modesty Panel (make table ready)	-MMP	*See Page 47
Laminate Modesty Panel (make table ready)	-LMP	*See Page 47	
 <p>Flip-Top Mech</p>			

Please Note: MOQ of 6 Tables or a \$250 waste fee will be applied.

Acacia Collection™ Tables - Arched Fixed X-Bases

TABLE TOP FEATURES


- **CORE:** 1-1/8" thick table top with particle board core.
- **EDGE:** 3MM PVC-molded edgeband which is fully bonded and sealed to the table edge.
- **EDGE COLOR OPTIONS:** Black (code # = B for Edge Band Black EBB) or Exact Laminate Match (code # = M for Edge Band Match EBM)
- **SURFACE:** Glued/Pressed, High Pressure Laminate. See pages 68-69 for laminate information. (laminate code = ####-##)

BASE FEATURES

- **CONSTRUCTION:** Rigid Bolted
- **COLUMN TUBING:** 3" OD x 16 gage
- **BASE TUBING:** 1-3/8" OD x 13 gage
- **MOUNTING PLATE:** 12" x 12" x 4 gage steel
- **TIE ROD:** 1/2-13 threaded rod
- **BASE HEIGHT:** 27-3/4" – 40-3/4"
- **ADJUSTABLE LEVELER:** 1-3/8" diameter and 1/4" x 5/8" long stud
- **FINISH:** Chrome or powder coat paint - see page 61 for color options and codes (-73##)

ASSEMBLY NOTES

- This base is shipped knocked down. It will require assembly at the customer. Assembly Instructions will be provided.

IMAGE	SIZE (IN)	MODEL NUMBER	LIST PRICE
 <p style="font-weight: bold; margin-top: 10px;">Arched X-Base</p>	30"RD	PBL30RDEB#####-##-73##	\$840
	36"RD	PBL36RDEB#####-##-73##	\$950
	42"RD	PBL42RDEB#####-##-73##	\$1,310
	48"RD	PBL48RDEB#####-##-73##	\$1,385
	54"RD	PBL54RDEB#####-##-73##	\$1,750
	30" X 30" SQ	PBL3030EB#####-##-73##	\$840
	36" X 36" SQ	PBL3636EB#####-##-73##	\$1,030
	42" X 42" SQ	PBL4242EB#####-##-73##	\$1,385
	OPTIONAL ADD-ON ITEMS:	MODEL # ADD-ON:	LIST PRICE ADD-ON:
	BAR HEIGHT	-BH	+ \$95
	CUSTOM BASE HEIGHT	-CBH	+ \$95
	CASTERS	-C	+ \$60
	CHROME	-CH	+ \$205



Please Note: MOQ of 6 Tables or a \$250 waste fee will be applied.

Acacia Collection™ Tables - Arched Flip-Top X-Bases

TABLE TOP FEATURES



- **CORE:** 1-1/8" thick table top with particle board core.
- **EDGE:** 3MM PVC-molded edgeband which is fully bonded and sealed to the table edge.
- **EDGE COLOR OPTIONS:** Black (code # = B for Edge Band Black EBB) or Exact Laminate Match (code # = M for Edge Band Match EBM)
- **SURFACE:** Glued/Pressed, High Pressure Laminate. See pages 68-69 for laminate information. (laminate code = #####-##)

BASE FEATURES

- **CONSTRUCTION:** Rigid Bolted; Flip mechanism is mechanically attached to the table base.
- **COLUMN TUBING:** 3" OD x 16 gage
- **BASE TUBING:** 1-3/8" OD x 13 gage
- **MOUNTING PLATE:** 12" x 12" x 4 gage steel
- **TIE ROD:** 1/2-13 threaded rod
- **BASE HEIGHT:** 27-3/4" – 40-3/4"
- **ADJUSTABLE LEVELER:** 1-3/8" diameter and 1/4" x 5/8" long stud
- **FINISH:** Chrome or powder coat paint - see page 47 for color options and codes (-73##)

ASSEMBLY NOTES

- This base is shipped knocked down. It will require assembly at the customer. Assembly Instructions will be provided.

IMAGE	SIZE (IN)	MODEL NUMBER	LIST PRICE
 <p>Arched Flip-Top X-Base</p> <p>With Casters</p>	30"RD	PBLFT30RDEB#####-##-73##	\$1,105
	36"RD	PBLFT36RDEB#####-##-73##	\$1,215
	42"RD	PBLFT42RDEB#####-##-73##	\$1,580
	48"RD	PBLFT48RDEB#####-##-73##	\$1,655
	30" X 30" SQ	PBLFT3030EB#####-##-73##	\$1,105
	36" X 36" SQ	PBLFT3636EB#####-##-73##	\$1,295
 <p>Flip-Top Mech Without Casters</p>	OPTIONAL ADD-ON ITEMS:	MODEL # ADD-ON:	LIST PRICE ADD-ON:
	BAR HEIGHT	-BH	+ \$95
	CUSTOM BASE HEIGHT	-CBH	+ \$95
	CASTERS*	-C	+ \$60
	CHROME	-CH	+ \$205

Please Note: The maximum top size for the Casters Add-On is 42" RD.

Please Note: MOQ of 6 Tables or a \$250 waste fee will be applied.

Acacia Collection™ Tables - Cast Fixed T-Bases

TABLE TOP FEATURES


- **CORE:** 1-1/8" thick table top with particle board core.
- **EDGE:** 3MM PVC-molded edgeband which is fully bonded and sealed to the table edge.
- **EDGE COLOR OPTIONS:** Black (code # = B for Edge Band Black **EBB**) or Exact Laminate Match (code # = M for Edge Band Match **EBM**)
- **SURFACE:** Glued/Pressed, High Pressure Laminate. See pages 68-69 for laminate information. (laminate code = ####-##)

BASE FEATURES

- **CONSTRUCTION:** Bolted, welded combination; Column and feet are assembled.
- **COLUMN TUBING:** 2-1/4" tubing OD x 13 gage
- **BASE TUBING:** Cast aluminum
- **BASE HEIGHT:** 27-3/4" – 40-3/4"
- **ADJUSTABLE LEVELER:** 3/8"-x 3/4" long shank
- **FINISH:** Chrome or powder coat paint - see page 61 for color options and codes (-50##)

ASSEMBLY NOTES

- This base is shipped complete and requires no assembly at the customer.

IMAGE	SIZE (IN)	MODEL NUMBER	LIST PRICE
 <p style="font-weight: bold; margin-top: 10px;">Cast T-Base</p>	18" X 60"	PBL1860EB#####-##-50##	\$895
	18" X 72"	PBL1872EB#####-##-50##	\$950
	18" X 96"	PBL1896EB#####-##-50##	\$1,065
	24" X 60"	PBL2460EB#####-##-50##	\$1,010
	24" X 72"	PBL2472EB#####-##-50##	\$1,085
	24" X 96"	vPBL2496EB#####-##-50##	\$1,200
	30" X 60"	PBL3060EB#####-##-50##	\$1,150
	30" X 72"	PBL3072EB#####-##-50##	\$1,245
	30" X 96"	PBL3096EB#####-##-50##	\$1,360
		OPTIONAL ADD-ON ITEMS:	MODEL # ADD-ON:
	BAR HEIGHT	-BH	+ \$160
	CUSTOM BASE HEIGHT	-CBH	+ \$160
	CASTERS	-C	+ \$65
	WIRE ACCESS	-WA	+ \$90
	ADJ. COLUMN - CAFÉ (26"- 35")	-CADJ	+ \$315
	ADJ. COLUMN - BAR (29"- 42")	-BADJ	+ \$450
	CHROME	-CH	+ \$140
	Metal Modesty Panel (make table ready)	-MMP	*See Page 47
	Laminate Modesty Panel (make table ready)	-LMP	*See Page 47

Please Note: MOQ of 6 Tables or a \$250 waste fee will be applied.

Acacia Collection™ Tables - Cast Flip-Top T-Bases

TABLE TOP FEATURES




- **CORE:** 1-1/8" thick table top with particle board core.
- **EDGE:** 3MM PVC-molded edgeband which is fully bonded and sealed to the table edge.
- **EDGE COLOR OPTIONS:** Black (code # = B for Edge Band Black EBB) or Exact Laminate Match (code # = M for Edge Band Match EBM)
- **SURFACE:** Glued/Pressed, High Pressure Laminate. See pages 68-69 for laminate information. (laminate code = #####-###)

BASE FEATURES

- **CONSTRUCTION:** Bolted, welded combination; Column and feet are assembled. Flip mechanism is mechanically attached to the table base.
- **COLUMN TUBING:** 2-1/4" tubing OD x 13 gage
- **BASE TUBING:** Cast aluminum
- **BASE HEIGHT:** 27-3/4" - 40-3/4"
- **ADJUSTABLE LEVELER:** 3/8" x 3/4" long shank
- **FINISH:** Chrome or powder coat paint - see page 61 for color options and codes (-50##)

ASSEMBLY NOTES

- This base is shipped complete and requires no assembly at the customer.

IMAGE	SIZE (IN)	MODEL NUMBER	LIST PRICE	
 <p>Cast Flip-Top T-Base</p>	18" X 60"	PBLFT1860EB#####-##-50##	\$1,395	
	18" X 72"	PBLFT1872EB#####-##-50##	\$1,450	
	24" X 60"	PBLFT2460EB#####-##-50##	\$1,505	
	24" X 72"	PBLFT2472EB#####-##-50##	\$1,585	
	30" X 60"	PBLFT3060EB#####-##-50##	\$1,650	
	30" X 72"	PBLFT3072EB#####-##-50##	\$1,740	
 <p>Folded With Casters</p>	OPTIONAL ADD-ON ITEMS:		MODEL # ADD-ON:	LIST PRICE ADD-ON:
	BAR HEIGHT	-BH	+ \$160	
 <p>Flip-Top Mech</p>	CUSTOM BASE HEIGHT	-CBH	+ \$160	
	CASTERS	-C	+ \$65	
	WIRE ACCESS	-WA	+ \$90	
	ADJ. COLUMN - CAFÉ (26"- 35")	-CADJ	+ \$315	
	ADJ. COLUMN - BAR (29"- 42")	-BADJ	+ \$450	
	CHROME	-CH	+ \$140	
	Metal Modesty Panel (make table ready)	-MMP	*See Page 47	
	Laminate Modesty Panel (make table ready)	-LMP	*See Page 47	

Please Note: MOQ of 6 Tables or a \$250 waste fee will be applied.

Acacia Collection™ Tables - Cast Fixed X-Bases

TABLE TOP FEATURES



- **CORE:** 1-1/8" thick table top with particle board core.
- **EDGE:** 3MM PVC-molded edgeband which is fully bonded and sealed to the table edge.
- **EDGE COLOR OPTIONS:** Black (code # = B for Edge Band Black EBB) or Exact Laminate Match (code # = M for Edge Band Match EBM)
- **SURFACE:** Glued/Pressed, High Pressure Laminate. See pages 68-69 for laminate information. (laminate code = ####-##)

BASE FEATURES

- **CONSTRUCTION:** Bolted, welded combination.
- **COLUMN TUBING:** 2-1/4" OD x 13 gage
- **BASE TUBING:** Cast aluminum
- **MOUNTING PLATE:** Fabricated steel; 4 gage x 12" x 12", and 8" x 8"
- **BASE HEIGHT:** 27-3/4" – 40-3/4"
- **ADJUSTABLE LEVELER:** 3/8-16 x 3/4" long shank
- **FINISH:** Chrome or powder coat paint - see page 61 for color options and codes (-52##)

ASSEMBLY NOTES

- This base is shipped knocked down. It will require assembly at the customer. Assembly Instructions will be provided.

IMAGE	SIZE (IN)	MODEL NUMBER	LIST PRICE
 <p>Cast X-Base</p>	24"RD	PBL24RDEB#####-##-52##	\$685
	30"RD	PBL30RDEB#####-##-52##	\$715
	36"RD	PBL36RDEB#####-##-52##	\$825
	42"RD	PBL42RDEB#####-##-52##	\$1,175
	48"RD	PBL48RDEB#####-##-52##	\$1,275
	54"RD	PBL54RDEB#####-##-52##	\$1,640
	24" X 24"	PBL2424EB#####-##-52##	\$685
	30" X 30"	PBL3030EB#####-##-52##	\$715
	36" X 36"	PBL3636EB#####-##-52##	\$890
	42" X 42"	PBL4242EB#####-##-52##	\$1,275
	OPTIONAL ADD-ON ITEMS:	MODEL # ADD-ON:	LIST PRICE ADD-ON:
 <p>With Casters</p>	BAR HEIGHT	-BH	+ \$80
	CUSTOM BASE HEIGHT	-CBH	+ \$80
	CASTERS	-C	+ \$65
	WIRE ACCESS	-WA	+ \$360
	CHROME	-CH	+ \$90
	ADJ. COLUMN - CAFÉ (26"- 35")	-CADJ	+ \$225
ADJ. COLUMN - BAR (29"- 42")	-BADJ	+ \$295	

Please Note: MOQ of 6 Tables or a \$250 waste fee will be applied.

Acacia Collection™ Tables - Cast Flip-Top X-Bases

TABLE TOP FEATURES

- **CORE:** 1-1/8" thick table top with particle board core.
- **EDGE:** 3MM PVC-molded edgeband which is fully bonded and sealed to the table edge.
- **EDGE COLOR OPTIONS:** Black (code # = B for Edge Band Black EBB) or Exact Laminate Match (code # = M for Edge Band Match EBM)
- **SURFACE:** Glued/Pressed, High Pressure Laminate. See pages 68-69 for laminate information. (laminate code = #####-##)

BASE FEATURES

- **CONSTRUCTION:** Bolted, welded combination. Flip mechanism is mechanically attached to the table base.
- **COLUMN TUBING:** 2-1/4" OD x 13 gage
- **BASE TUBING:** Cast aluminum
- **MOUNTING PLATE:** Fabricated steel; 4 gage x 12" x 12", and 8" x 8"
- **BASE HEIGHT:** 27-3/4" – 40-3/4"
- **ADJUSTABLE LEVELER:** 3/8-16 x 3/4" long shank
- **FINISH:** Chrome or powder coat paint - see page 61 for color options and codes (-52##)

ASSEMBLY NOTES

- This base is shipped knocked down. It will require assembly at the customer. Assembly Instructions will be provided.

IMAGE	SIZE (IN)	MODEL NUMBER	LIST PRICE
	24"RD	PBLFT24RDEB#####-##-52##	\$950
	30"RD	PBLFT30RDEB#####-##-52##	\$980
	36"RD	PBLFT36RDEB#####-##-52##	\$1,095
	42"RD	PBLFT42RDEB#####-##-52##	\$1,440
	48"RD	PBLFT48RDEB#####-##-52##	\$1,545
	54"RD	PBLFT54RDEB#####-##-52##	\$1,905
	24" X 24"	PBLFT2424EB#####-##-52##	\$950
	30" X 30"	PBLFT3030EB#####-##-52##	\$980
	36" X 36"	PBLFT3636EB#####-##-52##	\$1,155
 <p>Flip-Top Mech</p>	42" X 42"	PBLFT4242EB#####-##-52##	\$1,545
	OPTIONAL ADD-ON ITEMS:		MODEL # ADD-ON:
 <p>Flip-Top Mech With Casters</p>	BAR HEIGHT	-BH	+ \$80
	CUSTOM BASE HEIGHT	-CBH	+ \$80
	CASTERS*	-C	+ \$65
	WIRE ACCESS	-WA	+ \$360
	CHROME	-CH	+ \$90
	ADJ. COLUMN - CAFÉ (26"- 35")	-CADJ	+ \$225
	ADJ. COLUMN - BAR (29"- 42")	-BADJ	+ \$295

Please Note: The maximum top size for the Casters Add-On is 48" RD.

Please Note: MOQ of 6 Tables or a \$250 waste fee will be applied.

Acacia Collection™ Tables - Cast 4-Column Fixed X-Bases

TABLE TOP FEATURES



- **SIZE:** For the larger sized tops over 60" square or round.
- **CORE:** 1-1/8" thick table top with particle board core.
- **EDGE:** 3MM PVC-molded edgeband which is fully bonded and sealed to the table edge.
- **EDGE COLOR OPTIONS:** Black (code # = B for Edge Band Black EBB) or Exact Laminate Match (code # = M for Edge Band Match EBM)
- **SURFACE:** Glued/Pressed, High Pressure Laminate. See pages 68-69 for laminate information. (laminate code = ####-##)

BASE FEATURES

- **CONSTRUCTION:** Bolted, welded combination.
- **COLUMN TUBING:** 2-1/4" steel tubing
- **BASE TUBING:** Cast aluminum
- **MOUNTING PLATE:** Fabricated steel 12" x 4" x 4" (4); Requires (16) #12-14 screws
- **BASE HEIGHT:** 27-3/4" – 40-3/4"
- **ADJUSTABLE LEVELER:** 3/8" x 3/4" long shank
- **FINISH:** Chrome or powder coat paint - see page 61 for color options and codes (-52##)

ASSEMBLY NOTES

- This base is shipped knocked down. It will require assembly at the customer. Assembly Instructions will be provided.

IMAGE	SIZE (IN)	MODEL NUMBER	LIST PRICE
 <p>Cast 4-Column X-Base</p>	60"RD	PBL60RDEB#####-##-52##	\$2,200
	72"RD	PBL72RDEB#####-##-52##	\$3,095
	84"RD	PBL84RDEB#####-##-52##	\$3,605
	60" X 60"	PBL6060EB#####-##-52##	\$2,270
	72" X 72"	PBL7272EB#####-##-52##	\$3,170
	OPTIONAL ADD-ON ITEMS:	MODEL # ADD-ON:	LIST PRICE ADD-ON:
 <p>Close Up of Base</p>	BAR HEIGHT	-BA	+ \$290
	CASTERS	-C	+ \$65
	WIRE ACCESS	-WA	+ \$45
	CHROME	-CH	+ \$390

Please Note: MOQ of 6 Tables or a \$250 waste fee will be applied.

Acacia Collection™ Tables - Square Post Bases

TABLE TOP FEATURES


- **CORE:** 1-1/8" thick table top with particle board core.
- **EDGE:** 3MM PVC-molded edgeband which is fully bonded and sealed to the table edge.
- **EDGE COLOR OPTIONS:** Black (code # = B for Edge Band Black EBB) or Exact Laminate Match (code # = M for Edge Band Match EBM)
- **SURFACE:** Glued/Pressed, High Pressure Laminate. See pages 68-69 for laminate information. (laminate code = #####-##)

BASE FEATURES

- **CONSTRUCTION:** Mounting plates are welded to columns. Discs are bolted to columns from the bottom side for extra strength and anti-rotation.
- **COLUMN TUBING:** Fabricated steel 16 gage
- **FIXED MOUNTING PLATE:** 12" x 12" x 4 gage steel
- **ADJUSTABLE LEVELER:** Optional
- **FINISH:** Chrome or powder coat paint - see page 61 for color options and codes (-25##)

ASSEMBLY NOTES

This base is shipped complete and requires no assembly at the customer.

IMAGE	SIZE (IN)	MODEL NUMBER	LIST PRICE
 <p style="text-align: center; font-weight: bold;">Square Post Base</p>	18" X 60"	PBL1860EB#####-##-25##	\$1,040
	18" X 72"	PBL1872EB#####-##-25##	\$1,100
	18" X 96"	PBL1896EB#####-##-25##	\$1,210
	24" X 60"	PBL2460EB#####-##-25##	\$1,135
	24" X 72"	PBL2472EB#####-##-25##	\$1,210
	24" X 96"	PBL2496EB#####-##-25##	\$1,325
	30" X 60"	PBL3060EB#####-##-25##	\$1,230
	30" X 72"	PBL3072EB#####-##-25##	\$1,325
	30" X 96"	PBL3096EB#####-##-25##	\$1,435
	30" X 30"	PBL3030EB#####-##-25##	\$925
	36" X 36"	PBL3636EB#####-##-25##	\$1,035
	42" X 42"	PBL4242EB#####-##-25##	\$1,320
	48" X 48"	PBL4848EB#####-##-25##	\$1,320
	60" X 60"	PBL6060EB#####-##-25##	\$1,770
	42"RD	PBL42RDEB#####-##-25##	\$1,320
	48"RD	PBL48RDEB#####-##-25##	\$1,320
	60"RD	PBL60RDEB#####-##-25##	\$1,770
	OPTIONAL ADD-ON ITEMS:		MODEL # ADD-ON:
CASTERS		-C	+ \$120
CHROME - CAFÉ HEIGHT		-CCH	+ \$310
CHROME - BAR HEIGHT		-BCH	+ \$415

Please Note: MOQ of 6 Tables or a \$250 waste fee will be applied.

Acacia Collection™ Tables - Round Post Bases

TABLE TOP FEATURES



- **CORE:** 1-1/8" thick table top with particle board core.
- **EDGE:** 3MM PVC-molded edgeband which is fully bonded and sealed to the table edge.
- **EDGE COLOR OPTIONS:** Black (code # = B for Edge Band Black EBB) or Exact Laminate Match (code # = M for Edge Band Match EBM)
- **SURFACE:** Glued/Pressed, High Pressure Laminate. See pages 68-69 for laminate information. (laminate code = ####-##)

BASE FEATURES

- **CONSTRUCTION:** Welded for maximum strength and stability.
- **COLUMN TUBING:** 2" tubing 14 gage wall
- **FIXED TOP PLATE:** 12.5" x 6" x 6" steel; 6" tubes .187" x 8" x 8" steel
- **BASE HEIGHT:** 27-3/4"
- **ADJUSTABLE LEVELER:** 2" tubes have a 1/4-20 x 1-3/4" long shank
- **FINISH:** Chrome or powder coat paint - see page 61 for color options and codes (-20##)

ASSEMBLY NOTES

- This base is shipped complete and requires no assembly at the customer.

IMAGE	SIZE (IN)	MODEL NUMBER	LIST PRICE
 <p>Round Post Base</p>	18" X 60"	PBL1860EB#####-##-20##	\$895
	18" X 72"	PBL1872EB#####-##-20##	\$950
	18" X 96"	PBL1896EB#####-##-20##	\$1,065
	24" X 60"	PBL2460EB#####-##-20##	\$990
	24" X 72"	PBL2472EB#####-##-20##	\$1,065
	24" X 96"	PBL2496EB#####-##-20##	\$1,175
	30" X 60"	PBL3060EB#####-##-20##	\$1,080
	30" X 72"	PBL3072EB#####-##-20##	\$1,175
	30" X 96"	PBL3072EB#####-##-20##	\$1,290
	30" X 30"	PBL3030EB#####-##-20##	\$780
	36" X 36"	PBL3636EB#####-##-20##	\$890
	42" X 42"	PBL4242EB#####-##-20##	\$1,175
	48" X 48"	PBL4848EB#####-##-20##	\$1,175
	60" X 60"	PBL6060EB#####-##-20##	\$1,620
	42"RD	PBL42RDEB#####-##-20##	\$1,175
	48"RD	PBL48RDEB#####-##-20##	\$1,175
	60"RD	PBL60RDEB#####-##-20##	\$1,620
 <p>With Casters</p>	OPTIONAL ADD-ON ITEMS:	MODEL # ADD-ON:	LIST PRICE ADD-ON:
	CASTERS	-C	+ \$75
	ADJ. COLUMN - CAFÉ (26"- 35")	-CADJ	+ \$625
	ADJ. COLUMN - BAR (29"- 42")	-BADJ	+ \$865
	CHROME - CAFÉ HEIGHT	-CCH	+ \$295
CHROME - BAR HEIGHT	-BCH	+ \$370	

Please Note: MOQ of 6 Tables or a \$250 waste fee will be applied.

Acacia Collection™ Standard Base Color Options




Black (BL)



Black Wrinkle (BW)




Dark Grey (DG)




Medium Tone (MT)



Silver (SV)




Medium Gray (MG)




Inner Tone Light (IT)




Champagne (CN)



Light Brown (LB)



Light Tone (LT)



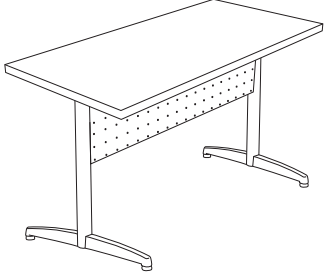

Soft White (SW)



Sky White (SK)

Acacia Collection™ Modesty Panels

Modesty Panels for the Acacia Collection™ are designed for a seamless fusion of functionality and a clean aesthetic. All modesty panels are attached to the table legs in order to avoid any tampering or clunkiness while moving the table throughout your space or when engaging the flip-top mechanism to flip the table-top up and nest the tables together. This design feature makes for a very clean, functional, and great looking complete table!

STYLE	MODESTY PANEL SIZE OPTIONS	BASE STYLE / MODEL NUMBER	LIST PRICE	
METAL MODESTY PANELS 	Architectural Base Only		Flip-Top & Stationary Bases	
	48" Long Table	A-M-MP-0936-54	\$335	
	60" Long Table	A-M-MP-0948-54	\$355	
	72" Long Table	A-M-MP-0960-54	\$445	
	Cast, Arch, and Contemporary Bases		Stationary Bases	
	48" Long Table	A-M-MP-0936-505572	\$410	
	60" Long Table	A-M-MP-0948-505572	\$440	
	72" Long Table	A-M-MP-0960-505572	\$515	
	Cast, Arch, and Contemporary Bases		Flip-Top Bases	
	48" Long Table	A-M-MP-0936-505572-FT	\$410	
60" Long Table	A-M-MP-0948-505572-FT	\$440		
72" Long Table	A-M-MP-0960-505572-FT	\$515		
LAMINATE MODESTY PANELS 	All Base Styles		Stationary Bases	
	48" Long Table	A-PBL-MP-0936EBM-XXXX	\$180	
	60" Long Table	A-PBL-MP-0948EBM-XXXX	\$225	
	72" Long Table	A-PBL-MP-0960EBM-XXXX	\$270	
	84" Long Table	A-PBL-MP-0972EBM-XXXX	\$310	
	96" Long Table	A-PBL-MP-0996EBM-XXXX	\$385	
	All Base Styles		Flip-Top Bases	
	48" Long Table	A-PBL-MP-0936EBM-XXXX-FT	\$180	
	60" Long Table	A-PBL-MP-0948EBM-XXXX-FT	\$225	
	72" Long Table	A-PBL-MP-0960EBM-XXXX-FT	\$270	
84" Long Table	A-PBL-MP-0972EBM-XXXX-FT	\$310		
96" Long Table	A-PBL-MP-0996EBM-XXXX-FT	\$385		

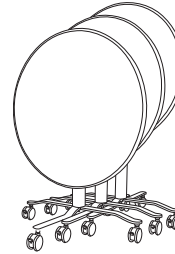
Please Note: Metal Modesty panels are only available up to your 72" long table. If wanted on an 84" long table, legs would sit in same positions as a 72" long table
 *Certain Flip-Top table tops must have contoured top edges for modesty panels to properly fasten.

STEP 1- SELECT A TABLE MODEL

FEATURES

- Positive-locking flip-top secures table top vertically and horizontally
- Nesting base allows for extra compact storage
- Includes locking swivel casters as standard
- 1-1/4" thick table top with particle board core
- High-pressure laminate surface
- 3MM Black Vinyl Edge or exact match to laminate
- MAXX Edge® also available - call for a custom quote!
- Shipped knock-down

Nesting Bases

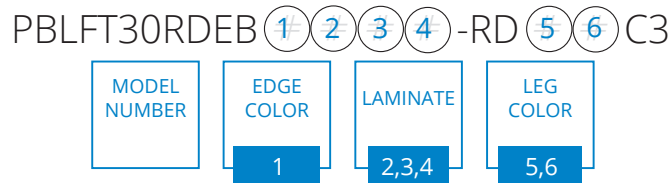








STYLE	MODEL NUMBER	SIZE (W" x L" x H")	WEIGHT (LBS)	LIST PRICE
Round 	PBLFT30RDEB####-RD##C3	30 dia x 30	53	\$1,445
	PBLFT30RDEB####-RB##C3	30 dia x 42	54	\$1,445
	PBLFT30RDEB####-RA##C3	30 dia x 32-42	55	\$2,110
	PBLFT36RDEB####-RD##C3	36 dia x 30	61	\$1,565
	PBLFT36RDEB####-RB##C3	36 dia x 42	62	\$1,565
	PBLFT36RDEB####-RA##C3	36 dia x 32-42	63	\$2,235
Square 	PBLFT3030EB####-RD##C3	30 x 30 x 30	58	\$1,445
	PBLFT3030EB####-RB##C3	30 x 30 x 42	59	\$1,445
	PBLFT3030EB####-RA##C3	30 x 30 x 32-42	60	\$2,110
	PBLFT3636EB####-RD##C3	36 x 36 x 30	66	\$1,565
	PBLFT3636EB####-RB##C3	36 x 36 x 42	67	\$1,565
	PBLFT3636EB####-RA##C3	36 x 36 x 32-42	68	\$2,235
Hexagon 	PBLFT36HEXEB####-RD##C3	36 dia x 30	61	\$1,565
	PBLFT36HEXEB####-RB##C3	36 dia x 42	62	\$1,565
	PBLFT36HEXEB####-RA##C3	36 dia x 32-42	63	\$2,235

Rollers™ Mobile Table Options

STEP 2 - SELECT YOUR TABLE OPTIONS

To select your table options and complete your product code start with your Rollers™ Table Model Number. Fill in each “#” based on options selected below. Example:



OPTION	DESCRIPTION	ADD TO MODEL NUMBER	ADD-ON LIST PRICE
1 EDGE® COLOR	Black Edge Band or Exact Laminate Match	B for Black M for Laminate Match	+ \$0
2,3,4 LAMINATE	See pages 68-69 for laminate information		+ \$0 (standard*)
5,6 BASE COLOR	 <i>Black (B)</i>	B for Black	+ \$0 (standard)
	 <i>Graphite (G)</i>  <i>Carbon (CB)</i>	G for Graphite CB for Carbon	+ \$40
	 <i>Platinum (PT)</i>  <i>Pewter (PE)</i>  <i>Charcoal (CC)</i>	PT for Platinum PE for Pewter CC for Charcoal	+ \$60



Build & Explore your options on our Product Builder website: <https://pc.psfurniture.com/>

Café Tables

FEATURES

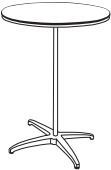





- Knock-down design stores compactly
- A variety of shapes and sizes available for tops, columns and bases
- Fill in first # with MAXX Edge® code (pg 35) and -### with laminate code on pages 68-69. Call for more options!

HEIGHT

- 30" Dining Height; 42" Bistro Height; 30" to 42" pin Adjustable Height (only available in Chrome)

BASE

- Black or Brushed Silver X-Base is standard - see prices below.
- Brushed Nickel Trumpet Base comes with a Brushed Nickel Column; Black Trumpet/X-Base come with Black Column; Polished Chrome Trumpet/Silver X-Base come with Chrome Column.

STYLE	SERIES	MODEL NUMBER	SIZE (W" x L" x H")	SPECIAL NOTES	WEIGHT (LBS)	LIST PRICE
 24" Round	MAXX Edge® Laminate	LS3024RD-MX#-###	24 dia x 30	MOQ	19	\$650
	MAXX Edge® Laminate	LS4224RD-MX#-###	24 dia x 42	MOQ	20	\$660
	MAXX Edge® Laminate	LSADJ24RD-MX#-###	24 dia x adj	MOQ	21	\$700
	Laminate	LS3024RD-###	24 dia x 30	MOQ	17	\$440
	Laminate	LS4224RD-###	24 dia x 42	MOQ	18	\$450
	Laminate	LSADJ24RD-###	24 dia x adj	MOQ	19	\$485
	200 Series Plywood	HO24DI-SK	24 dia x 30		17	\$380
	200 Series Plywood	HO24DI-SK42	24 dia x 42		18	\$390
	200 Series Plywood	HO24DI-SKADJ	24 dia x adj		19	\$425
 30" Round	MAXX Edge® Laminate	LS3030RD-MX#-###	30 dia x 30	MOQ	25	\$695
	MAXX Edge® Laminate	LS4230RD-MX#-###	30 dia x 42	MOQ	26	\$705
	MAXX Edge® Laminate	LSADJ30RD-MX#-###	30 dia x adj	MOQ	27	\$745
	Laminate	LS3030RD-###	30 dia x 30	MOQ	22	\$480
	Laminate	LS4230RD-###	30 dia x 42	MOQ	23	\$495
	Laminate	LSADJ30RD-###	30 dia x adj	MOQ	24	\$530
	200 Series Plywood	HO30DI-SK	30 dia x 30		22	\$435
	200 Series Plywood	HO30DI-SK42	30 dia x 42		23	\$450
	200 Series Plywood	HO30DI-SKADJ	30 dia x adj		23	\$485
 36" Round	MAXX Edge® Laminate	LS3036RD-MX#-###	36 dia x 30	MOQ	32	\$1,035
	MAXX Edge® Laminate	LS4236RD-MX#-###	36 dia x 42	MOQ	33	\$1,045
	MAXX Edge® Laminate	LSADJ36RD-MX#-###	36 dia x adj	MOQ	34	\$1,085
	Laminate	LS3036RD-###	36 dia x 30	MOQ	30	\$815
	Laminate	LS4236RD-###	36 dia x 42	MOQ	31	\$825
	Laminate	LSADJ36RD-###	36 dia x adj	MOQ	32	\$865
	200 Series Plywood	HO36DI-SK	36 dia x 30		25	\$600
	200 Series Plywood	HO36DI-SK42	36 dia x 42		26	\$615
	200 Series Plywood	HO36DI-SKADJ	36 dia x adj		26	\$650
 24" & 30" Square	Laminate	LS302424-###	24 x 24 x 30	MOQ	19	\$440
	Laminate	LS422424-###	24 x 24 x 42	MOQ	20	\$450
	Laminate	LSADJ2424-###	24 x 24 x adj	MOQ	21	\$490
	Laminate	LS303030-###	30 x 30 x 30	MOQ	25	\$485
	Laminate	LS423030-###	30 x 30 x 42	MOQ	27	\$495
	Laminate	LSADJ3030-###	30 x 30 x adj	MOQ	28	\$530
	200 Series Plywood	HO3030-SK	30 x 30 x 30		25	\$440
	200 Series Plywood	HO3030-SK42	30 x 30 x 42		26	\$450
	200 Series Plywood	HO3030-SKADJ	30 x 30 x adj		27	\$485
 36" Square	Laminate	LS303636-###	36 x 36 x 30	MOQ	35	\$820
	Laminate	LS423636-###	36 x 36 x 42	MOQ	36	\$830
	Laminate	LSADJ3636-###	36 x 36 x adj	MOQ	37	\$865
	200 Series Plywood	HO3636-SK	36 x 36 x 30		28	\$605
	200 Series Plywood	HO3636-SK42	36 x 36 x 42		29	\$615
	200 Series Plywood	HO3636-SKADJ	36 x 36 x adj		30	\$650
 30" & 36" Triangle	200 Series Plywood	HOTRI30-SK	30 x 30 x 30		23	\$440
	200 Series Plywood	HOTRI30-SK42	30 x 30 x 42		24	\$450
	200 Series Plywood	HOTRI30-SKADJ	30 x 30 x adj		25	\$490
	200 Series Plywood	HOTRI36-SK	36 x 36 x 30		26	\$590
	200 Series Plywood	HOTRI36-SK42	36 x 36 x 42		27	\$600
	200 Series Plywood	HOTRI36-SKADJ	36 x 36 x adj		28	\$635

MOQ (Minimum Order Quantity) - MOQ of 10 tables by size applies for this model of laminate table with the exception of Wilsonart Black (1595-60).

Please Note: All MAXX Edge® colors other than Black (B) require a MOQ of 20 tables. A Minimum Order Charge of \$400 (list) will be applied for other colors that do not meet the minimum.



Build & Explore your options on our Product Builder website: <https://pc.psfurniture.com/>

Café Table Packages

FEATURES

- Complete self-contained unit including transport cart
- Knock-down design stores compactly
- A variety of sizes available for tops, columns and bases

COLUMN & BASE FINISH

- Brushed Silver X-Base or Black X-Base are standard (see prices below)
- See other base options below

LAMINATE OPTIONS

- See pages 68-69 for laminate information








30" Cafe Table Packages (10 Tables, 10 Bases, 20 Columns):

TOP SIZE	MODEL NUMBER	STYLE	SERIES	SIZE (W" x L" x H")	WEIGHT (LBS)	LIST PRICE
30"	RECPKG-HO-30RD-CCT	Round	200 Series Plywood	30" dia x 30/42"	454	\$8,375
	RECPKG-HO-30SQ-CCT	Square	200 Series Plywood	30" x 30" x 30/42"	484	\$8,385
	RECPKG-LS30DIB	Round	Laminate	30" dia x 30/42"	454	\$8,820
	RECPKG-LS3030B	Square	Laminate	30" x 30" x 30/42"	474	\$8,845
	RECPKG-LS30DI-MX	Round	MAXX Edge® Laminate	30" dia x 30/42"	484	\$10,955

36" Cafe Table Packages (12 Tables, 12 Bases, 24 Columns):

TOP SIZE	MODEL NUMBER	STYLE	SERIES	SIZE (W" x L" x H")	WEIGHT (LBS)	LIST PRICE
36"	RECPKG-HO-36RD-CCT	Round	200 Series Plywood	36" dia x 30/42"	571	\$11,865
	RECPKG-HO-36SQ-CCT	Square	200 Series Plywood	36" x 36" x 30/42"	607	\$11,875
	RECPKG-LS36DIB	Round	Laminate	36" dia x 30/42"	631	\$14,430
	RECPKG-LS3630B	Square	Laminate	36" x 36" x 30/42"	691	\$14,465
	RECPKG-LS36DI-MX	Round	MAXX Edge® Laminate	36" dia x 30/42"	655	\$17,065

BASE OPTIONS*	DESCRIPTION	IMAGE	MODEL NUMBER	WEIGHT (LBS) PER BASE	30" PACKAGE ADD-ON LIST PRICE	36" PACKAGE ADD-ON LIST PRICE
X-BASE OPTIONS:	Brushed Silver X-Base (standard)		XCH	3.2	+ \$0	+ \$0
	Black X-Base (standard)		XBL	3.2	+ \$0	+ \$0
TRUMPET BASE OPTIONS:	Black Trumpet Base		TBL	4.8	+ \$1,620	+ \$1,950
	Polished Chrome Trumpet Base		TCH	4.8	+ \$1,865	+ \$2,745
	Brushed Nickel Trumpet Base		TBN	4.8	+ \$2,630	+ \$3,560

*Brushed Silver X-Base & Polished Chrome Trumpet Base come with Chrome Column. Black X-Base & Black Trumpet Base come with Black Column. Brushed Nickel Trumpet Base comes with Brushed Nickel Column. Please Note: Trumpet Bases are also available with powdercoat - please call for options and quote.

PLEASE NOTE: All MAXX Edge® colors other than Black (B) require a MOQ of 20 tables and there will be an additional \$20 per table for quantities fewer than 20 tables.



Build & Explore your options on our Product Builder website: <https://pc.psfurniture.com/>

MAXX Edge® Laminated Plywood Folding Tables

FEATURES

- **Top:** Solid plywood core
- **Edge:** MAXX Edge® (poured seamless polyurethane edge)
 - See page 35 for MAXX Edge® color options
 - All MAXX Edge® colors other than Black (B) require a MOQ of 20 tables. A Minimum Order Charge of \$400 (list) will be applied for other colors that do not meet the minimum.
- **Surface:** High-pressure laminate surface
- **Legs:** Style Options (all legs come with black epoxy powdercoat finish):
 - 600 Series (aka Premiere Series™): 1.5" square, steel, folding legs
 - Classic Series: Heavy-duty steel, wishbone, gravity-lock, folding legs

LAMINATE OPTIONS

- See pages 68-69 for laminate information. Fill in ### with laminate code.
- MOQ (Minimum Order Quantity) of 6 tables by size applies for this model of laminate table with the exception of Wilsonart Black (1595-60).

SERIES	STYLE	MODEL NUMBER	SPECIAL NOTES	SIZE (W" x L" x H")	WEIGHT (LBS)	LIST PRICE
600 Series 	Banquet	600-3072-MX#-###		30 x 72 x 30	52	\$1,375
		600-2496-MX#-###		24 x 96 x 30	55	\$1,265
		600-3096-MX#-###		30 x 96 x 30	66	\$1,435
	Training	600-1872-MX#-###		18 x 72 x 30	49	\$1,200
		600-1896-MX#-###		18 x 96 x 30	52	\$1,235
	Round	600-60DI-MX#-###		60 dia x 30	66	\$1,585
600-72DI-MX#-### *		sv	72 dia x 30	94	\$2,270	
Classic Series 	Banquet	LS303072-MX#-###	gl	30 x 72 x 30	60	\$1,320
		LS302496-MX#-###	gl	24 x 96 x 30	64	\$1,175
		LS303096-MX#-###	gl	30 x 96 x 30	80	\$1,360
	Training	LS301872-MX#-###	gl	18 x 72 x 30	40	\$1,150
		LS301896-MX#-###	gl	18 x 96 x 30	50	\$1,175
	Round	LS3060RD-MX#-###	ns, gl	60 dia x 30	69	\$1,615
LS3072RD-MX#-### *			72 dia x 30	97	\$2,340	

gl - Gravity-lock legs

sv - Seam visible on table

ns - Non-Sequential folding leg standard

*See page 69 for laminate options for Large Round Tables 66"+



Build & Explore your options on our Product Builder website: <https://pc.psfurniture.com/>



Laminated Plywood Folding Tables

FEATURES

- **Top:** Solid plywood core
- **Edge:** Black Vinyl "Bullnose" Edging
- **Legs:** Style Options (all legs come with black epoxy powdercoat finish):
 - 600 Series (aka Premiere Series™): 1.5" square, steel, folding legs
 - Classic Series: Heavy-duty steel, wishbone, gravity-lock, folding legs

LAMINATE OPTIONS

- See pages 68-69 for laminate information. Fill in ### with laminate code.
- MOQ (Minimum Order Quantity) of 6 tables by size applies for this model of laminate table with the exception of Wilsonart Black (1595-60).

SERIES	STYLE	MODEL NUMBER	SPECIAL NOTES	SIZE (W" x L" x H")	WEIGHT (LBS)	LIST PRICE
600 Series 	Banquet	600-3060B-###		30 x 60 x 30	49	\$1,050
		600-3072B-###		30 x 72 x 30	51	\$1,145
		600-3096B-###		30 x 96 x 30	64	\$1,190
	Training	600-1860B-###		18 x 60 x 30	45	\$945
		600-1872B-###		18 x 72 x 30	48	\$975
		600-1896B-###		18 x 96 x 30	50	\$1,010
		600-2460B-###		24 x 60 x 30	53	\$1,025
		600-2472B-###		24 x 72 x 30	55	\$985
		600-2496B-###		24 x 96 x 30	57	\$1,030
	Round	600-30DIB-###		30 dia x 30	27	\$810
		600-36DIB-###		36 dia x 30	31	\$970
		600-48DIB-###		48 dia x 30	42	\$1,010
		600-60DIB-###		60 dia x 30	65	\$1,335
		600-66DIB-### *		66 dia x 30	67	\$2,000
	Square	600-72DIB-### *		72 dia x 30	91	\$2,000
		600-3030-###		30 x 30 x 30	30	\$815
		600-3636-###		36 x 36 x 30	37	\$970
		600-4242-###		42 x 42 x 30	45	\$1,010
	Serpentine	600-4848-###		48 x 48 x 30	48	\$1,010
600-6060-###			60 x 60 x 30	65	\$1,345	
600-5X10B-###			30 x 60 x 30	58	\$1,260	
Classic Series 		Banquet	LS303072-###		30 x 72 x 30	59
	LS303096-###			30 x 96 x 30	72	\$1,095
	LS303672-###			36 x 72 x 30	59	\$1,280
	LS303696-###			36 x 96 x 30	72	\$1,305
	Training	LS301872-###		18 x 72 x 30	39	\$845
		LS301896-###		18 x 96 x 30	49	\$935
		LS302472-###		24 x 72 x 30	51	\$885
	Round	LS302496-###		24 x 96 x 30	60	\$920
		LS3060RD-###	ns	60 dia x 30	68	\$1,340
		LS3072RD-### *	ns, sv	72 dia x 30	94	\$1,975

ns - Non-Sequential folding leg standard

sv - Seam visible on table

*See page 69 for laminate options for Large Round Tables 66"+




Build & Explore your options on our Product Builder website: <https://pc.psfurniture.com/>


Laminate Selections & Pricing

LAMINATE VENDORS

Thousands of laminate options from two iconic brands.



Wilsonart® Visit <https://www.wilsonart.com/laminate-surfaces> for a limitless collection of ENGINEERED SURFACES the most sustainable HPL designs.



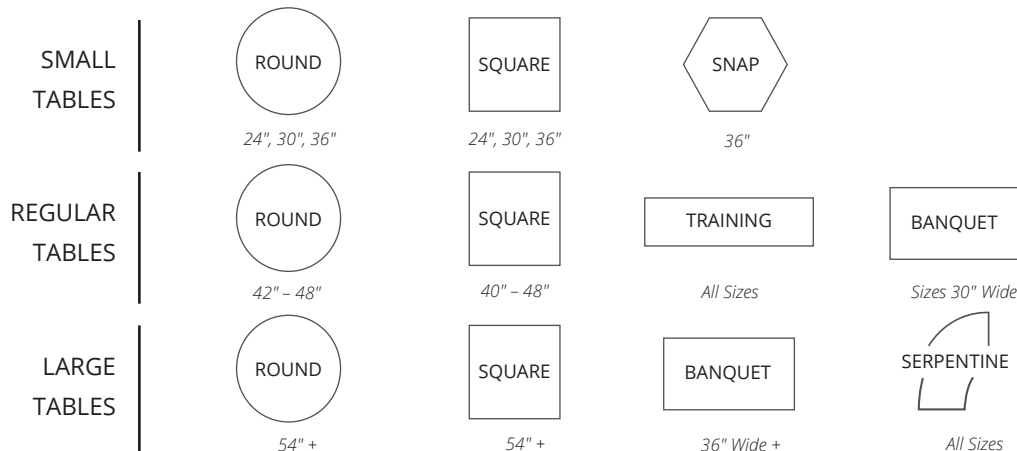
FORMICA® Visit <https://www.formica.com/en-us/products/lamtrade> for a broader range of looks than ever before.

STANDARD VS. UPGRADED LAMINATE

Any standard laminate product from Wilsonart® or Formica® is considered a standard offering for all PS Furniture HPL tables. Premium, Performance Premium or Custom Logo Laminate designs and finishes from Wilsonart® or Formica® will involve an upcharge. See pricing guide below. For inquiries about other laminate options, please contact Customer Service.

LAMINATE PRICING GUIDE

LAMINATE GRADE	ADD TO LIST PRICE PER TABLE			ADD TO LIST PRICE PER TABLE PACKAGE	
	SMALL TABLES	REGULAR TABLES	LARGE TABLES	CAFE HALF PACKAGES	CAFE FULL PACKAGES
Standard	+ \$0	+ \$0	+ \$0	+\$0	+\$0
Premium	+ \$50	+ \$85	+ \$185	+ \$440	+ \$890
Performance Premium	+ \$135	+ \$270	+ \$540	+ \$1,340	+ \$2,675
Custom Logo Laminate	+ \$555	Call for quote	Call for quote	+ \$5,520	+ \$11,035



Laminate Table Policies

MINIMUM ORDER QUANTITY (MOQ)

To maintain efficiency in production, PS Furniture's MOQ for Revolution®, Acacia Collection™ and Laminated Plywood Tables is 6 (six) each per laminate (color/finish/etc). If the end user needs fewer than 6 Tables in a certain HPL finish, we will accept orders for smaller quantities with an added \$250 Net "Minimum Order Charge."

OVERSIZED LAMINATE TABLE POLICY (66" ROUND +)*

Most laminate is not available larger than 60" wide. To eliminate the need for seams, plywood core laminate table in size 66" or larger are only offered in the following laminate designs below:




Studio Teak (STK)



Bristling Walnut (BWT)



Wenge (WEE)



Galaxy Granite (GGE)



Beigewood (BED)



Alumina Pearl (APL)



Straight Walnut (SWT)



Biome Maple (BME)

LAMINATE PRODUCT CODES

Please use the Product Builder Website for common laminate codes. For help determining alpha-numeric laminate product codes for other laminates, please contact Customer Service.



Build & Explore your options on our Product Builder website: <https://pc.psfurniture.com/>

LAMINATE SWATCH SAMPLES

To request the shipment of laminate swatch samples, please contact Customer Service.

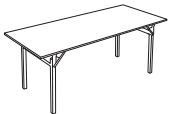
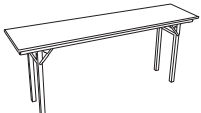




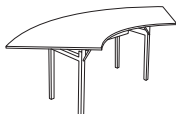
CUSTOMER SERVICE

Please call [1.800.762.0415](tel:1.800.762.0415) OR email sales@psfurniture.com

600 Series Plywood Banquet Tables

FEATURES

- 5/8" plywood top
- Standard with square corners
- Ultraviolet light cured polyurethane coating on plywood top
- Walnut sealer stain finish
- C-Channel wrapped aluminum edge molding
- 1.5" square folding legs with black epoxy powdercoat finish
- Full length unitized steel frame

STYLE	MODEL NUMBER	SIZE (W" x L" x H")	WEIGHT (LBS)	LIST PRICE
 <p>Banquet</p>	600-3060A	30 x 60 x 30	47	\$830
	600-3072A	30 x 72 x 30	56	\$880
	600-3096A	30 x 96 x 30	52	\$960
	600-3672A	36 x 72 x 30	58	\$925
	600-3696A	36 x 96 x 30	64	\$1,145
 <p>Training</p>	600-1860A	18 x 60 x 30	45	\$730
	600-1872A	18 x 72 x 30	47	\$745
	600-1896A	18 x 96 x 30	49	\$755
	600-2460A	24 x 60 x 30	52	\$795
	600-2472A	24 x 72 x 30	55	\$860
	600-2496A	24 x 96 x 30	57	\$940
 <p>Round</p>	600-30DIA	30 dia x 30	26	\$670
	600-36DIA	36 dia x 30	30	\$715
	600-48DIA	48 dia x 30	41	\$770
	600-60DIA	60 dia x 30	64	\$945
	600-66DIA	66 dia x 30	69	\$1,370
	600-72DIA	72 dia x 30	85	\$1,420
 <p>Square</p>	600-3030A	30 x 30 x 30	29	\$685
	600-3636A	36 x 36 x 30	36	\$750
	600-4242A	42 x 42 x 30	44	\$755
	600-4848A	48 x 48 x 30	47	\$830
	600-6060A	60 x 60 x 30	72	\$965
	600-7272A	72 x 72 x 30	88	\$1,385
 <p>Half-Round</p>	600-60SCA	30 x 60 x 30	43	\$765
	600-72SCA	36 x 72 x 30	50	\$795
 <p>Quarter-Round</p>	600-60QTA	30 x 30 x 30	29	\$640
	600-72QTA	36 x 36 x 30	32	\$710
 <p>Serpentine</p>	600-5X10A	30 x 60 x 30	57	\$1,075



Build & Explore your options on our Product Builder website: <https://pc.psfurniture.com/>

600 Series Padded Top Banquet Tables

FEATURES

- 5/8" plywood top
- Standard with square corners
- White padded vinyl top
- C-Channel wrapped aluminum edge molding
- 1.5" square folding legs with black epoxy powdercoat finish
- Full length unitized steel frame








STYLE	MODEL NUMBER	SIZE (W" x L" x H")	WEIGHT (LBS)	LIST PRICE
Banquet 	600-3060A-PAD	30 x 60 x 30	47	\$855
	600-3072A-PAD	30 x 72 x 30	50	\$880
	600-3096A-PAD	30 x 96 x 30	63	\$1,085
	600-3672A-PAD	36 x 72 x 30	58	\$1,025
	600-3696A-PAD	36 x 96 x 30	64	\$1,285
Training 	600-1860A-PAD	18 x 60 x 30	45	\$750
	600-1872A-PAD	18 x 72 x 30	47	\$830
	600-1896A-PAD	18 x 96 x 30	49	\$925
	600-2460A-PAD	24 x 60 x 30	52	\$835
	600-2472A-PAD	24 x 72 x 30	55	\$855
	600-2496A-PAD	24 x 96 x 30	57	\$1,025
Round 	600-30DIA-PAD	30 dia x 30	26	\$730
	600-36DIA-PAD	36 dia x 30	30	\$755
	600-48DIA-PAD	48 dia x 30	41	\$970
	600-60DIA-PAD	60 dia x 30	64	\$1,135
	600-66DIA-PAD	66 dia x 30	69	\$1,945
	600-72DIA-PAD	72 dia x 30	84	\$1,750
Square 	600-3030A-PAD	30 x 30 x 30	29	\$750
	600-3636A-PAD	36 x 36 x 30	36	\$795
	600-4242A-PAD	42 x 42 x 30	44	\$905
	600-4848A-PAD	48 x 48 x 30	47	\$980
	600-6060A-PAD	60 x 60 x 30	72	\$1,145
	600-7272A-PAD	72 x 72 x 30	88	\$1,780
Half-Round 	600-60SCA-PAD	30 x 60 x 30	43	\$840
	600-72SCA-PAD	36 x 72 x 30	50	\$900
Quarter-Round 	600-30QTA-PAD	30 x 30 x 30	29	\$670
	600-36QTA-PAD	36 x 36 x 30	32	\$790
Serpentine 	600-5X10A-PAD	30 x 60 x 30	57	\$1,265

200 Series Plywood Folding Tables

FEATURES

- 5/8" plywood top / walnut sealer stain / UV polycoat
- Low profile hardwood runners
- C-Channel wrapped aluminum edge molding
- Gravity lock, wishbone folding leg or Knock-down column & base available
- 100% bolt-thru construction

TABLE HEIGHT	30" Standard; 29" add \$50 LIST/table; Adjustable Height (w/ pin) add \$155 LIST/table
ORDER QUANTITY	Minimum 2 each by size and options
EXTRA TABLE PARTS	Table leg end caps (225-090) = 100/box: LIST PRICE \$120



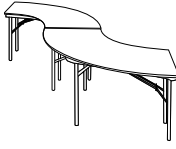
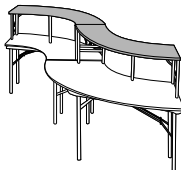

STYLE	MODEL NUMBER	SPECIAL NOTES	SIZE (W" x L" x H")	WEIGHT (LBS)	LIST PRICE
Banquet 	HO3048		30 x 48 x 30	33	\$535
	HO3072		30 x 72 x 30	50	\$730
	HO3096		30 x 96 x 30	53	\$730
	HO3672		36 x 72 x 30	55	\$830
	HO3696		36 x 96 x 30	64	\$1,035
Training 	HO1872		18 x 72 x 30	30	\$550
	HO1896		18 x 96 x 30	42	\$595
	HO2472		24 x 72 x 30	45	\$595
	HO2496		24 x 96 x 30	54	\$685
Round 	HO30DI		30 dia x 30	27	\$495
	HO36DI		36 dia x 30	31	\$510
	HO48DI		48 dia x 30	46	\$620
	HO60DI	nsa	60 dia x 30	65	\$855
	HO66DI	nsa,nah	66 dia x 30	66	\$1,240
	HO72DI	nsa,nah, sp	72 dia x 30	85	\$1,290
Square 	HO4848	nah	48 x 48 x 30	50	\$660
	HO6060		60 x 60 x 30	70	\$820
	HO7272		72 x 72 x 30	80	\$1,260
Half-Round 	HOSC30	nmt	15 x 30 x 30	21	\$385
	HOSC36	nmt	18 x 36 x 30	24	\$410
	HOSC48	nmt	24 x 48 x 30	31	\$485
	HOSC60	nmt	30 x 60 x 30	40	\$500
	HOSC72	nmt	36 x 72 x 30	52	\$710
	HOSC84		42 x 84 x 30	59	\$940
	HOSC96		48 x 96 x 30	65	\$1,075
Quarter-Round 	HOQT60	nmt	30 x 30 x 30	23	\$465
	HOQT72	nmt	36 x 36 x 30	28	\$500
Cafe Round ("Knock-Down") 	HO24DI-SK	tpt	24 dia x 30	17	\$410
	HO24DI-SK42	tpt	24 dia x 42	18	\$425
	HO24DI-SKADJ	tpt	24 dia x adj	19	\$510
	HO30DI-SK	tpt	30 dia x 30	22	\$455
	HO30DI-SK42	tpt	30 dia x 42	23	\$465
	HO30DI-SKADJ	tpt	30 dia x adj	23	\$540
	HO36DI-SK	tpt	36 dia x 30	25	\$515
	HO36DI-SK42	tpt	36 dia x 42	26	\$535
	HO36DI-SKADJ	tpt	36 dia x adj	26	\$605

200 Series Plywood Folding Tables

FEATURES

- 5/8" plywood top / walnut sealer stain / UV polycoat
- Low profile hardwood runners
- C-Channel wrapped aluminum edge molding
- Gravity lock, wishbone folding leg or Knock-down column & base available
- 100% bolt-thru construction

TABLE HEIGHT	30" Standard; 29" add \$50 LIST/table; Adjustable Height (w/ pin) add \$155 LIST/table
ORDER QUANTITY	Minimum 2 each by size and options
EXTRA TABLE PARTS	Table leg end caps (225-090) = 100/box: LIST PRICE \$120

STYLE	MODEL NUMBER	SPECIAL NOTES	SIZE (W" x L" x H")	WEIGHT (LBS)	LIST PRICE
Cafe Square ("Knock-Down") 	HO3030-SK	tpt	30 x 30 x 30	25	\$455
	HO3030-SK42	tpt	30 x 30 x 42	26	\$465
	HO3030-SKADJ	tpt	30 x 30 x adj	27	\$540
	HO3636-SK	tpt	36 x 36 x 30	28	\$530
	HO3636-SK42	tpt	36 x 36 x 42	29	\$535
	HO3636-SKADJ	tpt	36 x 36 x adj	30	\$615
Cafe Triangle ("Knock-Down") 	HOTRI30-SK	tpt	30 x 30 x 30	23	\$455
	HOTRI30-SK42	tpt	30 x 30 x 42	24	\$465
	HOTRI30-SKADJ	tpt	30 x 30 x adj	25	\$540
	HOTRI36-SK	tpt	36 x 36 x 30	26	\$495
	HOTRI36-SK42	tpt	36 x 36 x 42	27	\$500
	HOTRI36-SKADJ	tpt	36 x 36 x adj	28	\$580
Serpentine  Serpentine Buffet 	HOSP5X10A-SWGL	nmt	30 x 60 x 30	46	\$730
	SBL5X10BOE	lam, nmt	12 x 60 x 13	37	\$1,325
	SBL5X10BIE	lam, nmt	12 x 60 x 13	33	\$835
Rectangular Buffet 	LM1248B-SB	lam, nmt	12 x 48 x 13	25	\$510
	LM1272B-SB	lam, nmt	12 x 72 x 13	28	\$620
	LM1296B-SB	lam, nmt	12 x 96 x 13	32	\$700

lam - features black laminate top & black vinyl edge
tpt - see page 37 for LIST price adders for bases other than Silver X-Bases (priced above)
nsa - non-sequential folding leg available (folded depth of 2.5")
nah - no adjustable height
nmt - order minimums may apply



Build & Explore your options on our Product Builder website: <https://pc.psfurniture.com/>

Resilient® Lightweight ABS Plastic Tables

FEATURES

- Impact resitant, corrugated honeycomb core
- Grey, molded, ABS top with matching edge
- Arched, steel legs with black powder coating
- Spring-loaded, leg brace locking mechanism with non-slip leg glides
- 16-gauge, 1 inch diameter steel legs
- Lightweight, sturdy and easy to set-up / tear-down
- BIFMA compliant



TOP COLOR



LEG COLOR



Grey (GR)



Black (BL)

STYLE	MODEL NUMBER	SIZE (W" x L" x H")	WEIGHT (LBS)	LIST PRICE
Rectangle 	ABS1872GR-SWBL	18" x 72"	36	\$710
	ABS1896GR-SWBL	18" x 96"	46	\$780
	ABS3072GR-SWBL	30" x 72"	50	\$880
	ABS3096GR-SWBL	30" x 96"	58	\$1,030
Round 	ABS60RDGR-SWBL	60" Round	64	\$1,255



Build & Explore your options on our Product Builder website: <https://pc.psfurniture.com/>

POLYlite® Lightweight Plastic Tables

FEATURES

- Durable polyethylene surface
- Rugged steel frame
- Gravity-lock folding legs

POLYlite® COLORS

- Gray Granite (Black Legs)
- Mocha Granite (Brown Legs)

POLYbrite® COLORS

- Blue or Red (Black Legs)

POLYlite® COLOR OPTIONS



Gray Granite
(GG)



Mocha Granite
(MG)

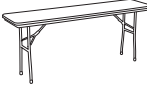

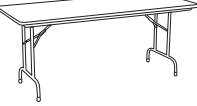


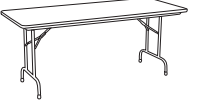
POLYbrite® COLOR OPTIONS



Blue



Red

STYLE	MODEL NUMBER	SIZE (W" x L" x H")	WEIGHT (LBS)	LIST PRICE
Training 	PT1872-PL	18 x 72 x 29	30	\$565
Utility 	PT2448-PL	24 x 48 x 29	32	\$455
Banquet 	PT3060-PL	30 x 60 x 29	36	\$565
	PT3060-AD	30 x 60 x 22-32	38	\$705
	PT3072-PL	30 x 72 x 29	39	\$605
	PT3072-ADK	30 x 72 x 16-26	41	\$740
	PT3072-AD	30 x 72 x 22-32	41	\$740
	PT3096-PL	30 x 96 x 29	49	\$795
	PT3096-ADK	30 x 96 x 16-26	51	\$930
PT3096-AD	30 x 96 x 22-32	51	\$930	
Round 	PT60DI-PL	60 dia x 29	57	\$1,085
Round 	PT72DI-PL	72 dia x 29	84	\$1,085
POLYbrite® Banquet 	PB3060-PL	30 x 60 x 29	34	\$625
	PB3060-AD	30 x 60 x 22-32	36	\$775
	PB3060-ADK	30 x 60 x 16-26	36	\$775
	PB3072-PL	30 x 72 x 29	39	\$665
	PB3072-AD	30 x 72 x 22-32	41	\$815
	PB3072-ADK	30 x 72 x 16-26	41	\$815
Skirting Clip	PT-CLIP	Sold in QTY 1	n/a	\$15
POLYlite Banquet Table Feet	PT-FEET-RECTBL	Sold in QTY 1	n/a	\$10
POLYlite Round Table Feet	PT-FEET-60RD	Sold in QTY 1	n/a	\$10



Build & Explore your options on our Product Builder website: <https://pc.psfurniture.com/>


Resilient® Premium Plastic Tables



FEATURES

- Durable, 2" thick, blow-molded high-density polyethylene top
- Beveled radius edge
- Powder coated, gravity-lock, steel legs
- Heavy gauge 1" steel; round tubing with bracing for strength*
- Non-marring floor glides
- 10-year Warranty
- No minimum order quantity ; Estimated 2-3 week lead time
- Table Top & Leg Color Options: Charcoal Top with Charcoal Legs OR Platinum Top with Silver Legs

CHARCOAL / CHARCOAL



PLATINUM / SILVER



STYLE	MODEL NUMBER	COLOR OPTIONS	SIZE (W" x L" x H")	WEIGHT (LBS)	LIST PRICE
	RS1860PT-SV*	Charcoal Top with Charcoal Legs (##-## = CC-CC) OR Platinum Top with Silver Legs (##-## = PT-SV)	18 x 60 x 29	26	\$380
	RS1872##-##		18 x 72 x 29	32	\$415
	RS2448##-##		24 x 48 x 29	25	\$305
	RS2460##-##		24 x 60 x 29	32	\$365
	RS2472##-##		24 x 72 x 29	38	\$390
	RS3060##-##		30 x 60 x 29	31	\$445
	RS3072##-##		30 x 72 x 29	36	\$470
	RS3096##-##		30 x 96 x 29	49	\$595
	RS60RD##-##		60 dia x 29	59	\$945

*RS1860 only sold in the Platinum Top with Silver Legs.



Build & Explore your options on our Product Builder website: <https://pc.psfurniture.com/>

CARTS & PARTS



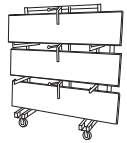
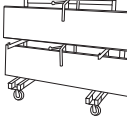

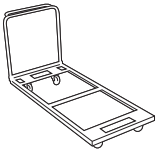
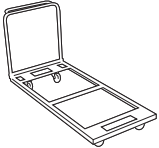

Rectangular Table Transport Carts

FEATURES

- Heavy duty angle or tubular steel frame
- Bolt fastened premium casters
- Black powder coat metal finish
- Packed 1 cart per carton

CASTER OPTION

Choose from standard caster or optional casters (additional charges apply).

PRODUCT IMAGE	MODEL NUMBER	SIZE (W" x L" x H")	WT (LBS)	STANDARD CASTER	MAX ITEM DIM	TO TRANSPORT	CAPACITY	LIST PRICE
 <p>READY-SET TABLE CART (For 18" W Tables)</p>	HD-REV-TTT-18	30.75 x 55.5 x 74.5	138	5" dia. x 2" W 2 rigid, 2 swivel phenolic	18 x 96	18 x 96 Training Tables	(18) 18" Wide Tables	\$4,450
 <p>READY-SET TABLE CART (For 24" - 30" W Tables)</p>	HD-REV-TTT-30	30.75 x 55.5 x 74.5	124	5" dia. x 2" W 2 rigid, 2 swivel phenolic	30 x 96	24-30 x 96 Training Tables	(12) 24" - 30" Wide Tables	\$4,255
 <p>VERTICAL TABLE CART</p>	HD-REV-VTT	30.375 x 71.5 x 78.5	128	5" dia. x 2" W 2 rigid, 2 swivel phenolic	24 x 72	18-24 x 72 Training Tables	(10) 18" - 24" Wide Tables	\$3,290
	HD-REV-VTT-30	33 x 71.5 x 78.5	132		30 x 96	18-30 x 96 Banquet Tables	(10) 18" - 30" Wide Tables	\$3,290
	HD-BTC72-6	31.5 x 74.5 x 38	76	5" dia. x 2" W 2 rigid, 4 swivel phenolic	30 X 96	30x72 Banquet Tables 18x72 Training Tables	Flat Stack 12 Tables	\$2,525
	HD-BTC96-6	31.5 x 105 x 38	88	5" dia. x 2" W 2 rigid, 2 swivel phenolic	30 X 96	30x96 Banquet Tables 18x96 Training Tables	Flat Stack 12 Tables	\$2,850
	HD-SUD*	30.5 x 40 x 60	93	(2) 10" semi-pneumatic (2) 5" swivel	36 x 72	30x72 Banquet Tables 18x72 Training Tables	Varies by Model Divide 19" by Folded Depth, Round Down (Tight Fit) Subtract 1 (Comfortable Fit)	\$3,080

(Product sold separately)

*HD-SUD can only hold tables up to 72" in length to fit through a standard doorway.





Round & Multi-Purpose Table Transport Carts

FEATURES

- Heavy duty angle or tubular steel frame
- Bolt fastened premium casters
- Black powder coat metal finish
- Packed 1 cart per carton

CASTER OPTION

Choose from standard caster or optional casters (additional charges apply).

PRODUCT IMAGE	MODEL NUMBER	SIZE (W" x L" x H")	WT (LBS)	STANDARD CASTER	CASTER OPTIONS	MAX ITEM DIM	TO TRANSPORT	CAPACITY	LIST PRICE
	HD-RTC	32.75 x 38.5 x 50	63	5" dia. x 2" W high-density polypropylene plate caster 2 rigid, 2 swivel phenolic	5" dia. x 2" W high-density polypropylene plate caster 2 rigid, 2 swivel phenolic; Locking (add \$20 list)	60" Round	Round & Rectangular Tables	Varies by Model: Divide 30" by Folded Depth; Round down (for tight fit) Subtract 1 (for comfortable fit)	\$1,635
	CD-APTC72	41.25 x 75 x 41	149	5" dia. x 2" W 2 rigid, 2 swivel phenolic	6" dia. x 2" W (swivel) 6" dia. x 2" W (locking)	36" x 72"	36x72 Banquet Tables 18x72 Training Tables Round Tables	Flat Stack - 12 Tables Flat Stack - 20 Tables Varies by Model: Divide 18" by Folded Depth, Round Down, Multiply by 2 (Tight Fit) Subtract 2 (Comfortable Fit)	\$3,070
	CD-APTC96	41.25 x 99 x 41	154			36" x 96"	36x96 Banquet Tables 18x96 Training Tables	Flat Stack - 12 Tables Flat Stack - 20 Tables	
	HD-DX-RTC	45 W x 84 L	140	5" casters standard, 2 locking		72" Round	Round Tables Only	ROUND TABLES ONLY Varies by Model Divide 18" by Folded Depth, Round Down, Multiply by 2 (Tight Fit) Subtract 2 (Comfortable Fit)	\$4,310
N/A	HD-DX-RTC-N	31 W x 84 L	140	5" casters standard, 2 locking		72" Round	Round Tables Only	Varies by Model Divide 28" by Folded Depth, Round Down (Tight Fit) Subtract 2 (Comfortable Fit)	\$2,630

(Product sold separately)




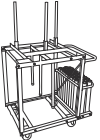
Cafe Table Transport Carts

FEATURES

- Heavy duty angle or tubular steel frame
- Bolt fastened premium casters
- Black powder coat metal finish
- Packed 1 cart per carton

CASTER OPTION

Choose from standard caster or optional casters (additional charges apply).

PRODUCT IMAGE	MODEL NUMBER	SIZE (W" x L" x H")	WT (LBS)	STANDARD CASTER	CASTER OPTIONS	MAX ITEM DIM	TO TRANSPORT	CAPACITY	LIST PRICE
	HD-CCT30-REV-WB	28.25" x 61.5" x 54.5"	n/a	Two (2) fixed 5" dia casters Two (2) swivel locking 5" dia casters		4040 Square (76.5" from floor)	24-36" Revolution IC Round Square Snap Weighted Bases	20 Tables 40 Columns 20 Bases 12 Tables 24 Columns 12 Weighted Bases	\$3,135
	HD-CCT24	25 x 31 x 72	152	5" dia. x 2" W 4 swivel phenolic	6" dia. x 2" W (swivel) 6" dia. X 2" W (locking)	24" Round	24" Cafe Tables	10 Tables 20 Columns 10 Bases	\$3,075
	HD-CCT30	32 x 36.5 x 72	155			30" Round	30" Cafe Tables	10 Tables 20 Columns 10 Bases	\$3,135
	HD-CCT36	43 x 36.5 x 76	230			36" Round	36" Cafe Tables	12 Tables 24 Columns 12 Bases	\$3,960
	HD-CCT-REV-TB	31 x 45 x 71.5	145	5" dia. x 2" W 2 rigid, 2 swivel phenolic		36" Round	24-36" Revolution IC Round Square Snap	20 Tables 40 Columns 20 Trumpet Bases	\$4,505
	HD-CCT-REV-XB	31 x 45 x 71.5	145	5" dia. x 2" W 2 rigid, 2 swivel phenolic		36" Round	24-36" Revolution IC Round Square Snap	20 Tables 40 Columns 20 X-Bases	\$4,505

(Product sold separately)

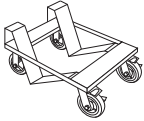
Stacking/Folding Chair Transport Carts



FEATURES

- Heavy duty angle or tubular steel frame
- Bolt fastened premium casters
- Black powder coat metal finish
- Packed 1 cart per carton

CASTER OPTION

Choose from standard caster or optional casters (additional charges apply).

PRODUCT IMAGE	MODEL NUMBER	SIZE (W" x L" x H")	WEIGHT (LBS)	STANDARD CASTER	TO TRANSPORT	CAPACITY	LIST PRICE
	HD-SSD	19.5 x 25.25 x 14.5	50	Rubber tread 6" x 1.5"; (2) locking, (2) fixed	PC500 PC501	30 Chairs 25 Chairs	\$965

PRODUCT IMAGE	MODEL NUMBER	SIZE (W" x L" x H")	WEIGHT (LBS)	STANDARD CASTER	CASTER OPTIONS	MAX ITEM DIM	TO TRANSPORT	CAPACITY	LIST PRICE
	PCC-100	20 x 46 x 40	30	4" x 1.25" - 2 rigid, 2 swivel		42.5" L x 17.75" W	C440 / C450 C600	25 Chairs 50 Chairs	\$920
	PCC-200	20 x 90 x 40	42	4" x 1.25" - 2 rigid, 2 swivel	5" dia. x 2" W	42.5" L x 17.75" W	C440 / C450 C600	50 Chairs 100 Chairs	\$1,050



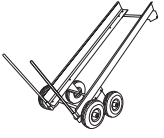
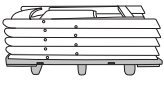

Folding Chair Transport Carts

FEATURES

- Heavy duty angle or tubular steel frame
- Bolt fastened premium casters
- Black powder coat metal finish
- Packed 1 cart per carton

CASTER OPTION

Choose from standard caster or optional casters (additional charges apply).

PRODUCT IMAGE	MODEL NUMBER	SPECIAL NOTES	SIZE (W" x L" x H")	WEIGHT (LBS)	STANDARD CASTER	TO TRANSPORT	CAPACITY	LIST PRICE
	HD-PME		29 x 32 x 61	56	8" semi-pneumatic	C450 Pallet C600 Pallet	25 C440 / C450 Chairs 50 C600 Chairs 50 C650 Chairs	\$1,760
	HD-PMD		29.5 x 41 x 64	68	10" semi-pneumatic	C450 Pallet C600 Pallet	25 C440 / C450 Chairs 50 C600 Chairs	\$2,625
	HD-ATC	pt	29W x 60H	67	10" solid urethane	C600 (grass) C600 (cement) C450	40 Chairs 50 Chairs 25 Chairs	\$2,205
	C600-Pallet		18.5 x 39 x 4	4	n/a	C600	50 Chairs	\$295
	C450-Pallet	Black Only	18 x 36.25 x 4.25	4	n/a	C450	25 Chairs	\$295
	C600-COVER		20 x 40 x 53	6	n/a	C600	50 Chairs	\$380
	C450-COVER			5	n/a	C450	25 Chairs	\$385
	HD-RATCHET STRAP							\$105

pt - When ordering pallet to transport C440/450 Classic Event Chairs, order C450-Pallet. Note: Pallets sold separately from all carts.

Table & Chair Replacement Parts

FEATURES

- Gravity-Lock Table Legs: Includes the legs for one table, plus hardware & end caps.
- Cafe Table Parts: Includes items for our cafe style tables.

ORDER QUANTITY

- Varies by item; please see below and contact us if you have any questions (1.800.762.0415).

STYLE	MODEL NUMBER	DESCRIPTION	SIZE (W" x D" x H")	WEIGHT (LBS)	LIST PRICE
Gravity-Lock Table Legs	335-060	30" Wide Plywood Table/"Wishbone" - Gravity Lock	1 x 30 x 29.25	12.12	\$435
	335-104	30" Wide Plywood Table Adjustable (23"-35")	1 x 24 x 22.25	14.64	\$525
	335-111	30" Wide Plywood Children's Adjustable (21.5"-33.5")	1 x 24 x 20.75	14.68	\$480
	335-060B	30" Wide Plywood Table/ "Wishbone" - Gravity Lock Black Leg	1 x 30 x 29.25	12.96	\$435
	335-069	5' dia. Round Plywood Table/"Wishbone" - Gravity Lock	1 x 30 x 29.25	15.64	\$475
	335-110-BM	5' dia. Round Plywood Table (Non-Sequential)	n/a		\$475
	335-070	6' dia. Round Plywood Table/"Wishbone" - Gravity Lock	1 x 36 x 29.25	16.42	\$515
	335-071	18" Wide Plywood Table/"H" Type - Gravity Lock	1 x 13 x 29.25	11.76	\$355
	335-006	24" Wide Plywood Table/"Narrow Wishbone" - Gravity Lock	1 x 18 x 29.25	11.00	\$315
Cafe Table Parts	225-289	Adjustable Height Chrome-Plated Cafe Column	1.75 dia x 27.25	3.94	\$160
	225-282	17.25" Chrome-Plated Column (20" high table)	1.75 dia x 17.25	1.58	\$45
	225-272	27.25" Chrome-Plated Column (30" high table)	1.75 dia x 27.25	2.40	\$70
	225-273	39.125" Chrome-Plated Column (42" high table)	1.75 dia x 39.125	3.42	\$85
	225-272-BL	27.25" Black Column (30" high table)	1.75 dia x 27.25	2.40	\$85
	225-273-BL	39.125" Black Column (42" high table)	1.75 dia x 39.125	3.42	\$100
	225-282-IC-C	17.25" Chrome-Plated IC Column (20" high table)	1.75 dia x 17.25	n/a	\$75
	225-272-IC-C	27.25" Chrome-Plated IC Column (30" high table)	1.75 dia x 27.25	n/a	\$120
	225-273-IC-C	39.125" Chrome-Plated IC Column (42" high table)	1.75 dia x 39.125	n/a	\$140
	225-272-IC-B	27.25" Black IC Column (30" high table)	1.75 dia x 27.25	n/a	\$130
	225-273-IC-B	39.125" Black IC Column (42" high table)	1.75 dia x 39.125	n/a	\$155
	225-275	24" Dia. Brushed Silver X-Base (24" & 30" dia.)	19.8 x 19.8 x 3.625	2.24	\$145
	225-276	28" Dia. Brushed Silver X-Base (36" dia.)	17.7 x 17.7 x 3.625	3.46	\$305
	225-275-BL	24" Dia. Black X-Base (24" & 30" dia.)	19.8 x 19.8 x 3.625	2.24	\$145
	225-276-BL	28" Dia. Black X-Base (36" dia.)	17.7 x 17.7 x 3.625	3.46	\$330
	225-293-PD-57	20" Trumpet Base - Black (24" & 30" dia)	20 x 20 x 4.75	4.8	\$400
	225-293-PD-56	20" Trumpet Base - Polished Chrome (24" & 30" dia)	20 x 20 x 4.75	4.8	\$435
	225-293-PD-59	23" Trumpet Base - Black (36" dia.)	23 x 23 x 4.75	7.8	\$560
	225-293-PD-58	23" Trumpet Base - Polished Chrome (36" dia.)	23 x 23 x 4.75	7.8	\$665
	225-293-PD-57-W	20" Weighted Trumpet Base - Black (24" & 30" dia)	20 x 20 x 4.75	27	\$880
	225-293-PD-56-W	20" Weighted Trumpet Base - Polished Chrome (24" & 30" dia)	20 x 20 x 4.75	27	\$920
	225-293-PD-59-W	23" Weighted Trumpet Base - Black (36" dia.)	23 x 23 x 4.75	30	\$915
	225-293-PD-58-W	23" Weighted Trumpet Base - Polished Chrome (36" dia.)	23 x 23 x 4.75	30	\$1,020
	225-271	Aluminum K-Plate (coupling under table for column)	2.5 x 8 x 8	0.30	\$65
	225-274	Replacement feet - black plastic glides (50/bag)	1.5 x 6 x 6	0.36	\$275
	225-290	Replacement feet - steel glides (50/bag)	1.5 x 6 x 6	1.28	\$135

Table & Chair Replacement Parts

FEATURES

- Table Tops: Includes top of table only, with Aluminum Edge (no runners or legs)
- Table Runners: For 200 Series Plywood Tables
- Misc Table Parts: Roll pins, end caps, bolts, feet, casters
- Misc Chair Parts: Seat pads, feet, ganging clips

ORDER QUANTITY

- Varies by item; please see below and contact us if you have any questions (1.800.762.0415).

STYLE	MODEL NUMBER	DESCRIPTION	SIZE (W" x D" x H")	WEIGHT (LBS)	LIST PRICE
Table Tops	THO3096	8' x 30"	30 x 96 x 0.625	24.00	\$565
	THO3072	6' x 30"	30 x 72 x 0.625	18.00	\$560
	HOTRD24DI	24" dia. Round	24 dia x 0.625	4.80	\$325
	HOTRD30DI	30" dia. Round	30 dia x 0.625	7.50	\$395
	HOTRD36DI	36" dia. Round	36 dia x 0.625	10.80	\$465
	HOTRD48DI	48" dia. Round	48 dia x 0.625	19.20	\$550
	HOTRD60DI	60" dia. Round	60 dia x 0.625	42.00	\$830
	HOTRD72DI	72" dia. Round	72 dia x 0.75	64.80	\$1,095
Table Runners (200 Series)	340-300	8 ft. Banquet	0.9375 x 1.625 x 93	7.40	\$40
	340-305	6 ft. Banquet	0.9375 x 1.625 x 72	5.44	\$40
	340-330	3 ft. dia. Round	0.9375 x 2.5 x 13	1.28	\$15
	340-320	4 ft. dia. Round	0.9375 x 2.5 x 35	3.76	\$25
	340-315	5 ft. dia. Round	0.9375 x 2.5 x 46	4.80	\$30
	340-310	6 ft. dia. Round	0.9375 x 2.5 x 54	5.68	\$35
Misc Table Parts	225-090	Table leg end caps (100/box)			\$120
	225-100	Runner bolts (100/box)	2-3/16"		\$65
	225-095	Leg bolts (100/box)	1-1/4"		\$30
	225-105	Round Runner bolts (100/box)	3-3/6"		\$40
	225-120	Nuts for Table Bolts (100/box)			\$40
	335-SQFEET	Premiere Series Leg Feet (50/box)			\$130
	235-101	Locking Knobs for Bar Legs (1 each)			\$15
Misc Chair Parts	C450-SNAPWH	Classic Event WHITE Seat Pad (25/box)	14 x 13 x 1		\$1,235
	C450-SNAPBL	Classic Event BLACK Seat Pad (25/box)	14 x 13 x 1		\$1,235
	C600-BACK	C600 Chair Backs (10/bag)			\$175
	C600-CAPS	C600 Chair Feet (100/bag)			\$120
	C600-CLIP	C600 Ganging Clip (50/bag)			\$200
	PC-P-BL-BK	PC500 Perforated Chair Back (QTY 1)			\$40
	PC-FEET	PC500/501 Translucent Feet (QTY 1)			\$2.50
	PC-SPACER-SHORT	PC501 Replacement Short Spacer (QTY 1)			\$1.00
	PC-SPACER-LONG	PC501 Replacement Long Spacer (QTY 1)			\$1.00

NIMA™ REPLACEMENT PARTS

PRODUCT	PART DESCRIPTION	CODE	LIST PRICE EACH (QTY 1)
NIMA™ Replacement Parts	NIMA SEAT SHELL (_) = COLOR CHOICE	3500010_ _	\$89.60
	NIMA BACK SHELL (_) = COLOR CHOICE	3500020_ _	\$70.95
	GLIDE PLASTIC NIMA CHAIR	097531	\$1.05
	RIVET PLD ST 3/16 x 7/16 ZN (GLIDES)	0094503007ZN	\$0.30
	SCREW HRS ST #8-32L X 5/16"BZ (BACK)	0082602005BZ	\$2.35
	SCREW TRP ST #12-11 X 1" 48-2 (SEAT)	350059	\$1.35
	NIMA SEAT SHELL UPH (_) = BACK COLOR (_ _) = GRADE	3500760_ _ _ _ _	\$332.95
	NIMA BACK SHELL UPH (_) = BACK COLOR (_ _) = GRADE	3500770_ _ _ _ _	\$276.90
	BOLT CRT ST #10-32X1/2"F BZ (for replacing Upholstery on Backs/Seat)	0052503008BZ	\$0.95
	Caster Soft - for NIMA Caster Chair & Stool	0730212	\$8.80
	Caster Hard - for NIMA Caster Chair & Stool	0730213	\$6.25
	GLIDE 4 LEG NIMA	350055	\$5.15
	BUMPER RUBBER TPE - For under NON-UPH seat	350057	\$3.00

*Priced at COM Fabric Grade so the last (_ _) = COM. Please see page 64 for all upholstery price upcharge options added to LIST price above.

ACTON® REPLACEMENT PARTS

PRODUCT	PART DESCRIPTION	CODE	LIST PRICE EACH (QTY 1)
Acton® Replacement Parts	SEAT ACTON SHELL (_) = COLOR CHOICE	07515000_ _	\$130.50
	BACK ACTON SHELL (_) = COLOR CHOICE	07515100_ _	\$130.50
	GLIDE PLASTIC ACTON CHAIR	097531	\$1.05
	RIVET PLD ST 3/16 x 7/16 ZN (GLIDES)	0094503007ZN	\$0.30
	RIVET PLD ST 3/16 x 9/16 ZN (SEAT)	0094503009ZN	\$0.40
	BOLT TRO SPCL #6HD 8-32X5/8 ZN (BACKS)	0054302010ZN	\$1.10
	SEAT ACTON SHELL W UPH (_) = BACK COLOR (_ _ _) = GRADE	07548705_ _ _ _ _	\$537.50
	BACK ACTON SHELL W UPH (_) = BACK COLOR (_ _ _) = GRADE	07548605_ _ _ _ _	\$361.75
	SCREW CRT ST #8-32F X 3/8 ZN	0087202006ZN	\$0.40
	Caster Soft - for Acton Caster Chair & Stool	0730212	\$8.80
	Caster Hard - for Acton Caster Chair & Stool	0730213	\$6.25

*Priced at COM Fabric Grade so the last (_ _ _) = COM. Please see page 73 for all upholstery price upcharge options added to LIST price above.

The following warranty applies to the original purchaser of PS Furniture products sold in North America. Products shall be free from defect in material workmanship and specification, under conditions of normal use* and maintenance, for a period of one year (labor and materials). An extended warranty (for replacement of materials only) applies to the products noted below, for the applicable warranty period specified below. If such a defect causes failure of the product or a portion of the product, PS Furniture at its option and in its sole discretion will either repair or replace the defective product.

- 10 YEARS:
- Pneumatic cylinders for Office seating
 - Office Seating structural components
 - Acton & NIMA chairs used in Office, Educational and Healthcare environments
 - Component parts of operating mechanisms used in Office and Educational Seating
 - Casters for Office Seating
- 3 YEARS:
- Fabrics**, wood, laminates and other surface finishes
- 1 YEAR:
- Fabrics on Auditorium, Stadium, Arena, and Amusement applications
 - Acton & NIMA chairs used in Auditorium, Stadium, Arena or Amusement environments
 - Custom design, non-catalog, and specialmade products
 - Component parts of operating mechanisms used in Auditorium, Stadium, or Amusement

ENVIRONMENTS:

This warranty is the original purchaser's exclusive remedy for product defect and does not apply to:

- In-transit damage caused by a carrier
- Products altered or modified by the user
- User attached accessories
- Products not installed in accordance with PS Furniture installation/application instructions
- Customers own material and leather
- Natural variations occurring in wood and leather shall not be considered defects, and PS Furniture does not guarantee the color fastness or matching of the colors, grains or textures of such materials.

*Normal use refers to single shift, commercial use for a standard 40 hour work week.

** 3 year fabric warranty on all applications other than Auditorium, Stadium, Arena, and Amusement

THERE ARE NO OTHER WARRANTIES EXCEPT AS EXPRESSLY STATED ABOVE WHETHER EXPRESSED OR IMPLIED INCLUDING BUT NOT LIMITED TO ANY WARRANTY OF MERCHANTABILITY OR FITNESS FOR ANY PARTICULAR PURPOSE. PS FURNITURE SHALL NOT BE LIABLE FOR CONSEQUENTIAL OR INCIDENTAL DAMAGE ARISING FROM ANY PRODUCT DEFECT.

PS Furniture Warranty

PS Furniture warrants that its products shall be free from defects in original material and workmanship for a specific period of time (see table below) from the original ship date. This warranty shall not apply to normal wear and tear or in the event products are damaged as a result of misuse, abuse, vandalism, neglect, accident, improper application and modification or repair by persons not authorized by PS Furniture. The warranty will not apply to product components (i.e. fabric, electrical, etc.) if the number of years exceeds that in which our suppliers offer for warranty. PS Furniture reserves the right, at its' discretion, to repair or replace any defects. Any repair or replacement must be approved in advance by PS Furniture before any action is taken. Regardless of when notified, changes or cancellation are not binding upon PS Furniture until PS Furniture issues a written acknowledgement of the change or cancellation. Under no circumstances will changes or cancellations be accepted on any custom fabric, special order or custom product orders. There are no implied warranties of fitness or merchantability, and there are no other express warranties beyond the warranties expressed here.

PRODUCT	YEARS UNDER WARRANTY
TABLES	
REVOLUTION SHIELD® FLIP-TOP TABLES WITH AMULET™ BALLISTIC BARRIER*	10
REVOLUTION® TABLES & PACKAGES / ACACIA COLLECTION™ TABLES	10
ROLLERS™ / LAMINATE TOP (PLYWOOD CORE)	10
ABS / POLYLITE® / RESILIENT® PREMIUM TABLES	10
SCISSOR TABLE™ (mechanism)	5
PLYWOOD CORE TABLES	5
PERFORMANCE LAMINATE	1
SEATING	
ACTON® / NIMA™	see page 86
MÜM™*	5
PREMIERCOMFORT® SLED STACKING CHAIRS (PC500)	10
CLASSIC EVENT CHAIRS (C440/C450)	5
EVENTXPRESS™ CHAIRS (C600)	5
TRANSPORT CARTS	
ALL TRANSPORT CARTS	10
RENTAL	
ALL PRODUCTS SOLD FOR RENTAL USE	1

* One (1) year warranty for fabric on all Müm™ products; One (1) year warranty for casters on Müm™ Roll Bottom and Müm™ Mid Roll Bottom.



Furniture For Flexible Spaces

1.800.762.0415 | psfurniture.com

