

# GROOVE® SEMI-PERMANENT OUTDOOR FLOORING



 psfurniture

1.800.762.0415 | [psfurniture.com](http://psfurniture.com)

**GROOVE®**  
SURFACES

Product: Weathered Barnboard

Photo Credit: Skyline Tent Co.



## WELCOME TO AMAZING

Visually stunning surfaces for life's special events and celebrations. Our Groove solution combines a deep appreciation for fine craftsmanship with cutting-edge technology to create customized flooring that delivers timeless beauty and long-term performance, season after season. Share your vision with our experienced design team – the possibilities are endless.


## CREATE YOUR OWN CUSTOM GROOVE SURFACES

We can create any surface. Our specialized manufacturing process enables us to transfer the look and texture you desire onto our easy-to-install panels. Just contact us to share your vision and we'll work with you to bring it to life.


## INSTALLATION PROCESS

### GROOVE VS. TRADITIONAL

Far easier to install than traditional flooring, our composite panels are designed and engineered for the ultimate combination of aesthetic beauty and functional utility.




### POPULAR GROOVE SURFACES



EARLY AMERICAN  
BARN BOARD



GRAY BARN  
BOARD




PICKLED CEDAR

### ✓ Groove 2-Step Installation

1 Wood sills/  
stringers are  
laid out

2 Groove plywood  
screwed down



### ✗ Tedious 3-Step Installation

1 Wood sills/  
stringers are  
laid out

2 Plywood subfloor  
screwed down

3 Finished flooring  
assembled plank  
by plank



Groove® Semi-Permanent  
Outdoor Flooring

1.800.762.0415 | [psfurniture.com](http://psfurniture.com)