

Revolution® Folding T-Leg Tables

FEATURES

- **TOP:** Patented lightweight composite table top core
- **LEGS:** Positive-locking Folding T-legs (tubular design)
- **FEET:** Recessed wheels & adjustable levelers (WL) come standard for Foot Choice*
- **EDGE:** MAXX Edge® (seamless, poured urethane) available in colors shown below & two styles:
 - Eased (radius edge) and Linear (90° flat edge; only available in certain sizes**)
 - All MAXX Edge® colors other than Black (B) require a MOQ of 20 tables and there will be an additional \$20 per table for quantities fewer than 20 tables***
- **SURFACE:** Available in any high-pressure laminate surface - see pages 19-20 for our laminate suggestions.
- **MODEL #:** To select your table options and complete your product code, start with your Revolution® Table Model Number. Fill in each “#” based on options selected below.
Example:



Build & Explore your options on our Product Builder website: <https://pc.psfurniture.com/>

REV1860MXE ① ② ③ ④ -T ⑤ ⑥ ⑦ ⑧ -E00 ⑨

MODEL NUMBER	EDGE COLOR	LAMINATE	LEG COLOR	FOOT CHOICE	ELECTRIC OPTION
	1	2,3,4	5,6	7,8	9

IMAGE	SIZE (W" x L" x H")	WEIGHT (LBS)	MODEL NUMBER	LIST PRICE
	18 x 60 x 30**	29	REV1860MXE####-T####	\$2,335
	18 x 72 x 30**	32	REV1872MXE####-T####	\$2,420
	18 x 96 x 30**	40	REV1896MXE####-T####	\$2,650
	24 x 60 x 30	33.8	REV2460MXE####-T####	\$2,585
	24 x 72 x 30	37.8	REV2472MXE####-T####	\$2,660
	24 x 84 x 30	40	REV2484MXE####-T####	\$2,715
	24 x 96 x 30	43.8	REV2496MXE####-T####	\$2,820
	30 x 48 x 30	36	REV3048MXE####-T####	\$2,650
	30 x 60 x 30**	40	REV3060MXE####-T####	\$2,660
	30 x 72 x 30**	42	REV3072MXE####-T####	\$2,675
	30 x 96 x 30**	51	REV3096MXE####-T####	\$2,870
	36 x 72 x 30	48	REV3672MXE####-T####	\$2,855
	36 x 96 x 30	50	REV3696MXE####-T####	\$3,075

OPTION	DESCRIPTION	ADD TO MODEL NUMBER	ADD-ON LIST PRICE
1 MAXX EDGE® COLOR	Black (B) Graphite (G) Pewter (P) Charcoal (C)	B for Black G for Graphite P for Pewter C for Charcoal	+ \$0***
2,3,4 LAMINATE	See pages 19-20 for our Laminate Suggestion Codes		+ \$0 (standard****)
5,6 LEG COLOR	Black (B)	B for Black	+ \$0 (standard)
	Graphite (G) Carbon (CB)	G for Graphite CB for Carbon	+ \$40
	Platinum (PT) Pewter (PE) Charcoal (CC)	PT for Platinum PE for Pewter CC for Charcoal	+ \$60
7,8 FOOT CHOICE	Wheels (recessed) on one side, Leveler (adjustable) on other side *	WL for Wheels/Leveler	+ \$0
	Wheels (recessed) on one side, Fixed Feet on other side	WF for Wheels/Fixed Feet	+ \$0
	Fixed Feet on both legs	FF for Fixed Feet	+ \$0
	Leveler (adjustable) on both legs	LL for Leveler	+ \$0
EXTRAS:	Please add extra part model # to the end of the product code (ex: -G)		
9 POWER OPTIONS	See Page 13 for all optional Power Add-Ons	See Page 13	See Page 13
GANGING	Connect tables together (must be factory-installed)	(APPEND MODEL #) -G for Ganging	+ \$185

**** Standard Laminates are offered at +\$0 add on to list price. See page 18 for upcharges for non-standard laminates.

Revolution® Flip-Top T-Leg Tables

FEATURES

- **TOP:** Patented lightweight composite table top core
- **LEGS:** Positive-locking Flip-Top T-legs (tubular design)
- **BASE:** Flip-Top base secures table top vertically & horizontally; Nesting base allows for extra-compact storage.
- **FEET:** Locking Swivel Casters (SC) come standard for Foot Choice*
- **EDGE:** MAXX Edge® (seamless, poured urethane) available in colors shown below & two styles:
 - Eased (radius edge) and Linear (90° flat edge; only available in certain sizes**)
 - All MAXX Edge® colors other than Black (B) require a MOQ of 20 tables and there will be an additional \$20 per table for quantities fewer than 20 tables***
- **SURFACE:** Available in any high-pressure laminate surface - see pages 19-20 for our laminate suggestions.
- **NOTE:** Shipped knocked down; assembly required.
- **MODEL #:** To select your table options and complete your product, code start with your Revolution® Table Model Number. Fill in each “#” based on options selected below. Example:



Build & Explore your options on our Product Builder website: <https://pc.psfurniture.com/>

REVFT1860MXE ① ② ③ ④ -T ⑤ ⑥ SC-E00 ⑨

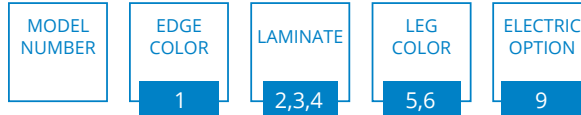


IMAGE	SIZE (W" x L" x H")	WEIGHT (LBS)	MODEL NUMBER	LIST PRICE
	18 x 60 x 30**	39.3	REVFT1860MXE####-T##SC	\$2,990
	18 x 72 x 30**	43.6	REVFT1872MXE####-T##SC	\$3,105
	18 x 96 x 30**	52.9	REVFT1896MXE####-T##SC	\$3,335
	24 x 60 x 30	44.1	REVFT2460MXE####-T##SC	\$3,170
	24 x 72 x 30	49.4	REVFT2472MXE####-T##SC	\$3,270
	24 x 84 x 30	50.3	REVFT2484MXE####-T##SC	\$3,340
	24 x 96 x 30	56.7	REVFT2496MXE####-T##SC	\$3,385
	30 x 48 x 30	45	REVFT3048MXE####-T##SC	\$3,105
	30 x 60 x 30**	50.3	REVFT3060MXE####-T##SC	\$3,215
	30 x 72 x 30**	53.6	REVFT3072MXE####-T##SC	\$3,450
	30 x 96 x 30**	63.9	REVFT3096MXE####-T##SC	\$3,575
	36 x 72 x 30	58	REVFT3672MXE####-T##SC	\$2,845
36 x 96 x 30	60	REVFT3696MXE####-T##SC	\$3,100	

OPTION	DESCRIPTION	ADD TO MODEL NUMBER	ADD-ON LIST PRICE
1 MAXX EDGE® COLOR		B for Black G for Graphite P for Pewter C for Charcoal	+ \$0***
2,3,4 LAMINATE	See pages 19-20 for our Laminate Suggestion Codes		+ \$0 (standard****)
5,6 LEG COLOR		B for Black	+ \$0 (standard)
		G for Graphite CB for Carbon	+ \$40
		PT for Platinum PE for Pewter CC for Charcoal	+ \$60
7,8 FOOT CHOICE	Locking Swivel Casters (Standard) *	SC for Swivel Casters	+ \$0
EXTRAS:	Please add extra part model # to the end of the product code (ex: -G)		
9 POWER OPTIONS	See Page 13 for all optional Power Add-Ons	See Page 13	See Page 13
GANGING	Connect tables together (must be factory-installed)	(APPEND MODEL #) -G for Ganging	+ \$185

***Standard Laminates are offered at +\$0 add on to list price. See page 18 for upcharges for non-standard laminates.
1.800.762.0415

Revolution® Folding Linear T-Leg Tables

FEATURES

- **TOP:** Patented lightweight composite table top core
- **LEGS:** Positive-locking Folding Linear T-legs (squared edge design)
- **FEET:** Recessed wheels & adjustable levelers (WL) come standard for Foot Choice*
- **EDGE:** MAXX Edge® (seamless, poured urethane) available in colors shown below & two styles:
 - Eased (radius edge) and Linear (90° flat edge; only available in certain sizes**)
 - All MAXX Edge® colors other than Black (B) require a MOQ of 20 tables and there will be an additional \$20 per table for quantities fewer than 20 tables***
- **SURFACE:** Available in any high-pressure laminate surface - see pages 19-20 for our laminate suggestions.
- **MODEL #:** To select your table options and complete your product code, start with your Revolution® Table Model Number. Fill in each “#” based on options selected below. Example:



Build & Explore your options on our Product Builder website: <https://pc.psfurniture.com/>

REV1860MXE ① ② ③ ④ -SQT ⑤ ⑥ ⑦ ⑧ -E00 ⑨

MODEL NUMBER	EDGE COLOR	LAMINATE	LEG COLOR	FOOT CHOICE	ELECTRIC OPTION
	1	2,3,4	5,6	7,8	9

IMAGE	SIZE (W" x L" x H")	WEIGHT (LBS)	MODEL NUMBER	LIST PRICE
	18 x 60 x 30**	29	REV1860MXE####-SQT####	\$2,460
	18 x 72 x 30**	32	REV1872MXE####-SQT####	\$2,560
	18 x 96 x 30**	40	REV1896MXE####-SQT####	\$2,800
	24 x 60 x 30	33.8	REV2460MXE####-SQT####	\$2,730
	24 x 72 x 30	37.8	REV2472MXE####-SQT####	\$2,805
	24 x 84 x 30	40	REV2484MXE####-SQT####	\$2,865
	24 x 96 x 30	43.8	REV2496MXE####-SQT####	\$2,990
	30 x 48 x 30	36	REV3048MXE####-SQT####	\$2,805
	30 x 60 x 30**	40	REV3060MXE####-SQT####	\$2,810
	30 x 72 x 30**	42	REV3072MXE####-SQT####	\$2,845
	30 x 96 x 30**	51	REV3096MXE####-SQT####	\$3,040

OPTION	DESCRIPTION	ADD TO MODEL NUMBER	ADD-ON LIST PRICE
1 MAXX EDGE® COLOR		B for Black G for Graphite P for Pewter C for Charcoal	+ \$0***
2,3,4 LAMINATE	See pages 19-20 for our Laminate Suggestion Codes		+ \$0 (standard****)
5,6 LEG COLOR	Black (B)	B for Black	+ \$0 (standard)
	Graphite (G) Carbon (CB)	G for Graphite CB for Carbon	+ \$40
	Platinum (PT) Pewter (PE) Charcoal (CC)	PT for Platinum PE for Pewter CC for Charcoal	+ \$60
7,8 FOOT CHOICE	Wheels (recessed) on one side, Leveler (adjustable) on other side *	WL for Wheels/Leveler	+ \$0
	Wheels (recessed) on one side, Fixed Feet on other side	WF for Wheels/Fixed Feet	+ \$0
	Fixed Feet on both legs	FF for Fixed Feet	+ \$0
	Leveler (adjustable) on both legs	LL for Leveler	+ \$0
EXTRAS:	Please add extra part model # to the end of the product code (ex: -G)		
9 POWER OPTIONS	See Page 13 for all optional Power Add-Ons	See Page 13	See Page 13
GANGING	Connect tables together (must be factory-installed)	(APPEND MODEL #) -G for Ganging	+ \$185

**** Standard Laminates are offered at +\$0 add on to list price. See page 18 for upcharges for non-standard laminates.

Revolution® Flip-Top Linear T-Leg Tables

FEATURES

- **TOP:** Patented lightweight composite table top core
- **LEGS:** Positive-locking Flip-Top Linear T-legs (squared edge design)
- **BASE:** Flip-Top base secures table top vertically & horizontally; Nesting base allows for extra-compact storage.
- **FEET:** Locking Swivel Casters (SC) come standard for Foot Choice*
- **EDGE:** MAXX Edge® (seamless, poured urethane) available in colors shown below & two styles:
 - Eased (radius edge) and Linear (90° flat edge; only available in certain sizes**)
 - All MAXX Edge® colors other than Black (B) require a MOQ of 20 tables and there will be an additional \$20 per table for quantities fewer than 20 tables***
- **SURFACE:** Available in any high-pressure laminate surface - see pages 19-20 for our laminate suggestions.
- **NOTE:** Shipped knocked down; assembly required.
- **MODEL #:** To select your table options and complete your product code, start with your Revolution® Table Model Number. Fill in each “#” based on options selected below.
Example:



Build & Explore your options on our Product Builder website: <https://pc.psfurniture.com/>

REVFT1860MXE (1) (2) (3) (4) -SQT (5) (6) SC-E00 (9)

MODEL NUMBER	EDGE COLOR	LAMINATE	LEG COLOR	ELECTRIC OPTION
	1	2,3,4	5,6	9

IMAGE	SIZE (W" x L" x H")	WEIGHT (LBS)	MODEL NUMBER	LIST PRICE
	18 x 60 x 30**	39.3	REVFT1860MXE####-SQT##SC	\$3,150
	18 x 72 x 30**	43.6	REVFT1872MXE####-SQT##SC	\$3,270
	18 x 96 x 30**	52.9	REVFT1896MXE####-SQT##SC	\$3,505
	24 x 60 x 30	44.1	REVFT2460MXE####-SQT##SC	\$3,340
	24 x 72 x 30	49.4	REVFT2472MXE####-SQT##SC	\$3,445
	24 x 84 x 30	50.3	REVFT2484MXE####-SQT##SC	\$3,515
	24 x 96 x 30	56.7	REVFT2496MXE####-SQT##SC	\$3,565
	30 x 48 x 30	45	REVFT3048MXE####-SQT##SC	\$3,270
	30 x 60 x 30**	50.3	REVFT3060MXE####-SQT##SC	\$3,385
	30 x 72 x 30**	53.6	REVFT3072MXE####-SQT##SC	\$3,635
	30 x 96 x 30**	63.9	REVFT3096MXE####-SQT##SC	\$3,755

OPTION	DESCRIPTION	ADD TO MODEL NUMBER	ADD-ON LIST PRICE
1 MAXX EDGE® COLOR	<p>Black (B) Graphite (G) Pewter (P) Charcoal (C)</p>	B for Black G for Graphite P for Pewter C for Charcoal	+ \$0***
2,3,4 LAMINATE	See pages 19-20 for our Laminate Suggestion Codes		+ \$0 (standard***)
5,6 LEG COLOR	<p>Black (B)</p>	B for Black	+ \$0 (standard)
	<p>Graphite (G) Carbon (CB)</p>	G for Graphite CB for Carbon	+ \$40
	<p>Platinum (PT) Pewter (PE) Charcoal (CC)</p>	PT for Platinum PE for Pewter CC for Charcoal	+ \$60
7,8 FOOT CHOICE	Locking Swivel Casters (Standard) *	SC for Swivel Casters	+ \$0
EXTRAS:	Please add extra part model # to the end of the product code (ex: -G)		
9 POWER OPTIONS	See Page 13 for all optional Power Add-Ons	See Page 13	See Page 13
GANGING	Connect tables together (must be factory-installed)	(APPEND MODEL #) -G for Ganging	+ \$185

*** Standard Laminates are offered at +\$0 add on to list price. See page 18 for upcharges for non-standard laminates.
1.800.762.0415

Revolution® Folding Arched T-Leg Tables

FEATURES

- **TOP:** Patented lightweight composite table top core
- **LEGS:** Positive-locking Folding Arched T-legs (tubular arched design)
- **FEET:** Recessed wheels & adjustable levelers (WL) come standard for Foot Choice*
- **EDGE:** MAXX Edge® (seamless, poured urethane) available in colors shown below & two styles:
 - Eased (radius edge) and Linear (90° flat edge; only available in certain sizes**)
 - All MAXX Edge® colors other than Black (B) require a MOQ of 20 tables and there will be an additional \$20 per table for quantities fewer than 20 tables***
- **SURFACE:** Available in any high-pressure laminate surface - see pages 19-20 for our laminate suggestions.
- **MODEL #:** To select your table options and complete your product code, start with your Revolution® Table Model Number. Fill in each "#" based on options selected below.
Example:



Build & Explore your options on our Product Builder website: <https://pc.psfurniture.com/>

REV2460MXE ① ② ③ ④ -A ⑤ ⑥ ⑦ ⑧ -E00 ⑨



IMAGE	SIZE (W" x L" x H")	WEIGHT (LBS)	MODEL NUMBER	LIST PRICE
	24 x 60 x 30	33.8	REV2460MXE#####-A#####	\$2,650
	24 x 72 x 30	37.8	REV2472MXE#####-A#####	\$2,765
	24 x 84 x 30	40	REV2484MXE#####-A#####	\$2,805
	24 x 96 x 30	43.8	REV2496MXE#####-A#####	\$2,880
	30 x 48 x 30	36	REV3048MXE#####-A#####	\$2,645
	30 x 60 x 30**	40	REV3060MXE#####-A#####	\$2,715
	30 x 72 x 30**	42	REV3072MXE#####-A#####	\$2,815
	30 x 96 x 30**	51	REV3096MXE#####-A#####	\$2,985
	36 x 72 x 30	48	REV3672MXE#####-A#####	\$3,020
	36 x 96 x 30	50	REV3696MXE#####-A#####	\$3,235

OPTION	DESCRIPTION	ADD TO MODEL NUMBER	ADD-ON LIST PRICE
1 MAXX EDGE® COLOR		B for Black G for Graphite P for Pewter C for Charcoal	+ \$0***
2,3,4 LAMINATE	See pages 19-20 for our Laminate Suggestion Codes		+ \$0 (standard****)
5,6 LEG COLOR	Black (B)	B for Black	+ \$0 (standard)
	Graphite (G) Carbon (CB)	G for Graphite CB for Carbon	+ \$40
	Platinum (PT) Pewter (PE) Charcoal (CC)	PT for Platinum PE for Pewter CC for Charcoal	+ \$60
7,8 FOOT CHOICE	Wheels (recessed) on one side, Leveler (adjustable) on other side *	WL for Wheels/Leveler	+ \$0
	Wheels (recessed) on one side, Fixed Feet on other side	WF for Wheels/Fixed Feet	+ \$0
	Fixed Feet on both legs	FF for Fixed Feet	+ \$0
	Leveler (adjustable) on both legs	LL for Leveler	+ \$0
EXTRAS:	Please add extra part model # to the end of the product code (ex: -G)		
9 POWER OPTIONS	See Page 13 for all optional Power Add-Ons	See Page 13	See Page 13
GANGING	Connect tables together (must be factory-installed)	(APPEND MODEL #) -G for Ganging	+ \$185

**** Standard Laminates are offered at +\$0 add on to list price. See page 18 for upcharges for non-standard laminates.

Revolution® Flip-Top Arched T-Leg Tables

FEATURES

- **TOP:** Patented lightweight composite table top core
- **LEGS:** Positive-locking Flip-Top Arched T-legs (tubular arched design)
- **BASE:** Flip-Top base secures table top vertically & horizontally; Nesting base allows for extra-compact storage.
- **FEET:** Locking Swivel Casters (SC) come standard for Foot Choice*
- **EDGE:** MAXX Edge® (seamless, poured urethane) available in colors shown below & two styles:
 - Eased (radius edge) and Linear (90° flat edge; only available in certain sizes**)
 - All MAXX Edge® colors other than Black (B) require a MOQ of 20 tables and there will be an additional \$20 per table for quantities fewer than 20 tables***
- **SURFACE:** Available in any high-pressure laminate surface - see pages 19-20 for our laminate suggestions.
- **NOTE:** Shipped knocked down; assembly required.
- **MODEL #:** To select your table options and complete your product code, start with your Revolution® Table Model Number. Fill in each “#” based on options selected below.
Example:



Build & Explore your options on our Product Builder website: <https://pc.psfurniture.com/>

REVFT2460MXE (1) (2) (3) (4) -A (5) (6) SC-E00 (9)

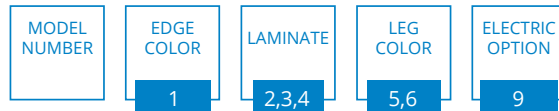


IMAGE	SIZE (W" x L" x H")	WEIGHT (LBS)	MODEL NUMBER	LIST PRICE
	24 x 60 x 30	44.1	REVFT2460MXE####-A##SC	\$3,295
	24 x 72 x 30	49.4	REVFT2472MXE####-A##SC	\$3,365
	24 x 84 x 30	50.3	REVFT2484MXE####-A##SC	\$3,390
	24 x 96 x 30	56.7	REVFT2496MXE####-A##SC	\$3,505
	30 x 48 x 30	45	REVFT3048MXE####-A##SC	\$3,225
	30 x 60 x 30**	50.3	REVFT3060MXE####-A##SC	\$3,320
	30 x 72 x 30**	53.6	REVFT3072MXE####-A##SC	\$3,500
	30 x 96 x 30**	63.9	REVFT3096MXE####-A##SC	\$3,700
	36 x 72 x 30	58	REVFT3672MXE####-A##SC	\$3,525
	36 x 96 x 30	60	REVFT3696MXE####-A##-SC	\$3,605

OPTION	DESCRIPTION	ADD TO MODEL NUMBER	ADD-ON LIST PRICE
1 MAXX EDGE® COLOR	<p>Black (B) Graphite (G) Pewter (P) Charcoal (C)</p>	B for Black G for Graphite P for Pewter C for Charcoal	+ \$0***
2,3,4 LAMINATE	See pages 19-20 for our Laminate Suggestion Codes		+ \$0 (standard****)
5,6 LEG COLOR	<p>Black (B)</p>	B for Black	+ \$0 (standard)
	<p>Graphite (G) Carbon (CB)</p>	G for Graphite CB for Carbon	+ \$40
	<p>Platinum (PT) Pewter (PE) Charcoal (CC)</p>	PT for Platinum PE for Pewter CC for Charcoal	+ \$60
7,8 FOOT CHOICE	Locking Swivel Casters (Standard) *	SC for Swivel Casters	+ \$0
EXTRAS:	Please add extra part model # to the end of the product code (ex: -G)		
9 POWER OPTIONS	See Page 13 for all optional Power Add-Ons	See Page 13	See Page 13
GANGING	Connect tables together (must be factory-installed)	(APPEND MODEL #) -G for Ganging	+ \$185

*** Standard Laminates are offered at +\$0 add on to list price. See page 18 for upcharges for non-standard laminates.
1.800.762.0415

Revolution® Folding Square-Leg Tables

FEATURES

- **TOP:** Patented lightweight composite table top core
- **LEGS:** Positive-locking Square Steel Folding Legs
- **FEET:** Fixed feet/caps and black epoxy powdercoat finish come standard
- **EDGE:** MAXX Edge® (seamless, poured urethane) available in colors shown below & two styles:
 - Eased (radius edge) and Linear (90° flat edge; only available in certain sizes*)
 - All MAXX Edge® colors other than Black (B) require a MOQ of 20 tables and there will be an additional \$20 per table for quantities fewer than 20 tables**
- **SURFACE:** Available in any high-pressure laminate surface - see pages 19-20 for our laminate suggestions.
- **MODEL #:** To select your table options and complete your product code, start with your Revolution® Table Model Number. Fill in each “#” based on options selected below. Example:



Build & Explore your options on our Product Builder website: <https://pc.psfurniture.com/>

REV1860MXE ① ② ③ ④ -SQ ⑤ ⑥ -E00 ⑨

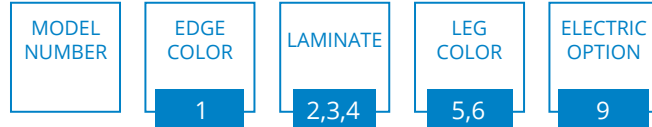















IMAGE	SIZE (W" x L" x H")	WEIGHT (LBS)	MODEL NUMBER	LIST PRICE
 <p>Rectangular</p>	18 x 60 x 30*	36	REV1860MXE#####-SQ##	\$1,910
	18 x 72 x 30*	44	REV1872MXE#####-SQ##	\$2,035
	18 x 96 x 30*	56	REV1896MXE#####-SQ##	\$2,305
	24 x 60 x 30	40	REV2460MXE#####-SQ##	\$2,145
	24 x 72 x 30	50.5	REV2472MXE#####-SQ##	\$2,250
	24 x 84 x 30	47	REV2484MXE#####-SQ##	\$2,360
	24 x 96 x 30	60.5	REV2496MXE#####-SQ##	\$2,420
	30 x 48 x 30	39	REV3048MXE#####-SQ##	\$1,705
	30 x 60 x 30*	45	REV3060MXE#####-SQ##	\$1,735
	30 x 72 x 30*	55	REV3072MXE#####-SQ##	\$2,415
	30 x 96 x 30*	68	REV3096MXE#####-SQ##	\$2,595
 <p>Round</p>	30 dia x 30*	26	REV30RDMXE#####-SQ##	\$1,430
	36 dia x 30	30	REV36RDMXE#####-SQ##	\$1,480
	54 dia x 30	55	REV54RDMXE#####-SQ##	\$2,700
 <p>Square</p>	60 dia x 30	56.6	REV60RDMXE#####-SQ##	\$3,085
	30 x 30 x 30	29	REV3030MXE#####-SQ##	\$1,495
	36 x 36 x 30	34	REV3636MXE#####-SQ##	\$1,615
	40 x 40 x 30	37.4	REV4040MXE#####-SQ##	\$2,135

OPTION	DESCRIPTION	ADD TO MODEL NUMBER	ADD-ON LIST PRICE
1 MAXX EDGE® COLOR	 Black (B)  Graphite (G)  Pewter (P)  Charcoal (C)	B for Black G for Graphite P for Pewter C for Charcoal	+\$0**
2,3,4 LAMINATE	See pages 19-20 for our Laminate Suggestion Codes		+\$0 (standard***)
5,6 LEG COLOR	 Black (B)	B for Black	+\$0 (standard)
	 Graphite (G)  Carbon (CB)	G for Graphite CB for Carbon	+\$40
	 Platinum (PT)  Pewter (PE)  Charcoal (CC)	PT for Platinum PE for Pewter CC for Charcoal	+\$60

*** Standard Laminates are offered at +\$0 add on to list price. See page 18 for upcharges for non-standard laminates.

Revolution® Modesty Panel & Carts

ADD A MODESTY PANEL

To add a modesty panel, choose the model number below according to the table size you have chosen and include your laminate finish to complete the model number. Example:

REV-TT-1860-123 MODEL NUMBER LAMINATE*
1,2,3



FIXED FOLDING MODESTY PANELS

For all models except Revolution® Folding Squire-Leg Tables

REMOVABLE MODESTY PANELS

TABLE SIZE	MODEL NUMBER	SIZE (W" x L")	LIST PRICE
18x60	REV-TT-1860-###	7.25 x 59	\$600
18x72	REV-TT-1872-###	7.25 x 71	\$620
18x96	REV-TT-1896-###	7.25 x 95	\$665
24x60	REV-TT-2460-###	7.625 x 59	\$630
24x72	REV-TT-2472-###	7.625 x 71	\$640
24x84	REV-TT-2484-###	7.625 x 83	\$655
24x96	REV-TT-2496-###	7.625 x 95	\$665
30x48	REV-TT-3048-###	9.25 x 47	\$590
30x60	REV-TT-3060-###	9.25 x 59	\$645
30x72	REV-TT-3072-###	9.25 x 71	\$650
30x96	REV-TT-3096-###	9.25 x 95	\$675

TABLE SIZE	MODEL NUMBER	SIZE (W" x L")	LIST PRICE
18x60	REV-TT-1860-REM-###	9.25 x 59	\$440
18x72	REV-TT-1872-REM-###	9.25 x 71	\$445
18x96	REV-TT-1896-REM-###	9.25 x 95	\$455
24x60	REV-TT-2460-REM-###	9.25 x 59	\$445
24x72	REV-TT-2472-REM-###	9.25 x 71	\$455
24x84	REV-TT-2484-REM-###	9.25 x 83	\$460
24x96	REV-TT-2496-REM-###	9.25 x 95	\$475
30x48	REV-TT-3048-REM-###	9.25 x 47	\$445
30x60	REV-TT-3060-REM-###	9.25 x 59	\$455
30x72	REV-TT-3072-REM-###	9.25 x 71	\$460
30x96	REV-TT-3096-REM-###	9.25 x 95	\$475

Notes: Modesty panels on ganging-equipped tables are 5" shorter than listed to clear the ganging studs. Additional lead time is required for modesty panels. ADD G on the end of the part number for ganged tables.

SELECT A TRANSPORT CART / STORAGE SOLUTION

STYLE	MODEL NUMBER	SIZE (W" x L" x H")	STANDARD CASTER	CAPACITY	LIST PRICE
READY-SET TABLE CART <i>(For 18" W Tables)</i> 	HD-REV-TTT-18	30.75 x 55.5 x 74.5	5" dia. x 2" W 2 rigid, 2 swivel phenolic	(18) 18" Wide Tables	\$4,450
READY-SET TABLE CART <i>(For 24" - 30" W Tables)</i> 	HD-REV-TTT-30	30.75 x 55.5 x 74.5	5" dia. x 2" W 2 rigid, 2 swivel phenolic	(12) 24" - 30" Wide Tables	\$4,255
VERTICAL TABLE CART 	HD-REV-VTT	30.375 x 71.5 x 78.5	5" dia. x 2" W 2 rigid, 2 swivel phenolic	(10) 18" - 24" Wide Tables	\$3,290
	HD-REV-VTT-30	33 x 71.5 x 78.5		(10) 18" - 30" Wide Tables	\$3,290

Revolution® Power Options

PRODUCT CODE CONFIGURATION:

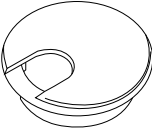
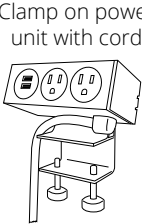
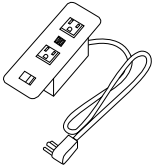
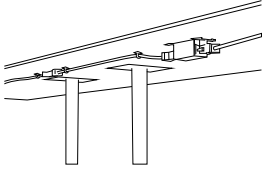

REV3072MXEBGNB-TBWF-E####

APPLICABLE TABLES:

- All Styles of Revolution® Folding and Flip-Top Tables
- MAXX Edge® Laminate Folding Tables
- Laminate Folding tables

APPLICABLE SIZES:

- Training Tables: 18x60, 18x72, 18x96, 24x60, 24x72, 24x96
- Banquet Tables: 30x48, 30x60, 60x72, 30x96

PRODUCT	MODEL NUMBER	FEATURES	DESCRIPTION	LIST PRICE
 <p>Grommet</p>	-E001B	<ul style="list-style-type: none"> • Black • The cost includes a wood block inside the REV panel and/or the extra cut in a wood panel • Mockett XG3 Matte black inner liner and cap • 3.5" OD • 2.812" ID • 3" hole 	This is a hole in the table with a black plastic insert and cover.	\$75
 <p>Clamp on power unit with cord</p>	-E002_2P2U	<ul style="list-style-type: none"> • ECA Seclusion Series • 2 power, 2 USB • Black or White 	This unit can clamp on the top or bottom of the table. The 72" cord with plug is attached to the power unit.	\$780
 <p>Flush top mounted power unit with a fixed cord and plug (Fixed)</p>	-E003_2P2U	<ul style="list-style-type: none"> • 2 power, 2 USB • Black, White or Silver • COV-2U-B-108 • 1.5" thick top bracket (if required) • Mockett wire manager (WM22) 24" 	These units are permanently attached to the table and have a power cord that plugs into the wall outlet.	\$980
 <p>Flush top mounted power unit with Daisy Link to run the units together in a series (daisy chain)</p>	-E005_2P2U	<ul style="list-style-type: none"> • 2 power, 2 USB • Black, White, Silver or Aluminum • COV-2U-41-B60SK • Ten (10) tables maximum hooked in a series • Starter cable – required to connect to the electric outlet. One (1) per group of tables • Alligator Anchors (4) four per table (Fastenal 50945) 	Flush top mounted power unit with the ability to daisy chain the tables together. These units are permanently attached to the table and have conduit between each power unit that connects to another table. The final connection to the wall is with a dedicated power cord from the last table into the wall outlet (called a starter cable). The starter cable is NOT included (see below for starter cable costs).	\$1,200
<p>Plug-In Starter Cable for Above Unit</p>	E-4220AP1-72	<ul style="list-style-type: none"> • Plug-in Starter Cable for Daisy Chain Units (72" Cord) 	1 of these is needed for each line of tables being connected to an outlet.	\$380
<p>Hardwired Starter Cable for Above Unit</p>	E-425B2-72	<ul style="list-style-type: none"> • Hardwired Starter Cable for Daisy Chain Units (72" Cord) 	1 of these is needed for each line of tables being connected to an outlet.	\$260
 <p>Power Share unit with Four (4) Power Outlets & Two (2) 10' Cords</p>	-E006B4P	<ul style="list-style-type: none"> • 4 Power • Black • Two (2) 10' Power Cords • BE02210-F02-120 	These units are permanently attached to the table and have 2 power cords that plug into the wall outlet.	\$720