





## Acacia Collection™ Table Tops - High Pressure Laminate


### FEATURES

- 1-1/4" thick table top with particle board core
- High Pressure Laminate Top (HPL) (####-## = laminate code)
- 3MM Black Vinyl Edge or exact match to laminate
- Urethane MAXX Edge® available on four sizes (\*see below)
- Standard laminates are Wilsonart® & Formica® - hundreds of options available!
- Non-Standard laminates are available, but may have a longer lead times and a price difference. Please call for a quote.
- Custom sizes available
- See page 9 for integrated power options

TOP STYLE OPTIONS	MODEL NUMBER	TOP SIZE (IN)	LIST PRICE
 <p style="text-align: center;">ROUND</p>	PBL-30DIEBM-####-##	30" DIA	\$340
	PBL-36DIEBM-####-##	36" DIA	\$490
	PBL-42DIEBM-####-##	42" DIA	\$870
	PBL-48DIEBM-####-##	48" DIA	\$870
	PBL-54DIEBM-####-##	54" DIA	\$1,365
	PBL-60DIEBM-####-##	60" DIA	\$1,365
 <p style="text-align: center;">SQUARE</p>	PBL-3030EBM-####-##	30" SQUARE	\$340
	PBL-3636EBM-####-##	36" SQUARE	\$490
	PBL-4242EBM-####-##	42" SQUARE	\$870
	PBL-4848EBM-####-##	48" SQUARE	\$870
	PBL-5454EBM-####-##	54" SQUARE	\$1,365
	PBL-6060EBM-####-##	60" SQUARE	\$1,365
 <p style="text-align: center;">TRAINING</p>	PBL-1836EBM-####-##	18 X 36	\$230
	PBL-1848EBM-####-##	18 X 48	\$300
	PBL-1860EBM-####-##	18 X 60	\$520
	PBL-1872EBM-####-##	18 X 72	\$590
	PBL-1884EBM-####-##	18 X 84	\$665
	PBL-1896EBM-####-##	18 X 96	\$700
 <p style="text-align: center;">BANQUET</p>	PBL-2436EBM-####-##	24 X 36	\$300
	PBL-2448EBM-####-##	24 X 48	\$410
	PBL-2460EBM-####-##	24 X 60	\$650
	PBL-2460MXL#-####-##	24 X 60*	\$1,005
	PBL-2472EBM-####-##	24 X 72	\$745
	PBL-2472MXL#-####-##	24 X 72*	\$1,105
	PBL-2484EBM-####-##	24 X 84	\$850
	PBL-2496EBM-####-##	24 X 96	\$880
	PBL-3048EBM-####-##	30 X 48	\$505
	PBL-3060EBM-####-##	30 X 60	\$780
	PBL-3060MXL#-####-##	30 X 60*	\$1,140
	PBL-3072EBM-####-##	30 X 72	\$905
	PBL-3072MXL#-####-##	30 X 72*	\$1,270
	PBL-3084EBM-####-##	30 X 84	\$1,030
	PBL-3096EBM-####-##	30 X 96	\$1,060
	PBL-3660EBM-####-##	36 X 60	\$905
	PBL-3672EBM-####-##	36 X 72	\$1,060
	PBL-3684EBM-####-##	36 X 84	\$1,205
OPTIONAL ADD-ONS	ADD-ON MODEL NUMBER	DETAILS	ADD-ON LIST PRICE
Stiffner Support Bar	-S	Optional add-on for tables shorter than 60" long**	+ \$130
Grommet	-G	Cut-Out Grommet	+ \$80



\*\* Table tops 60" and longer come standard with the Stiffner Support Bar.

# Acacia Collection™ Table Bases

BASE STYLE OPTION	IMAGE	MAXIMUM TABLE TOP	MODEL NUMBER	LIST PRICE		
<p><b>Architectural T-Base</b></p> <p>Great solution for a space requiring more of an architectural and contemporary aesthetic</p> <p><b>SPECIFICATIONS</b></p> <ul style="list-style-type: none"> <li>• Construction: Rigid bolted, Column and foot are assembled</li> <li>• Column: Aluminum</li> <li>• Base: Die cast aluminum</li> <li>• Base Height: 27-3/4" – 40-3/4"</li> <li>• Adjustable Leveler: 3/8" x 3/4" long shank</li> <li>• Finish: Polished aluminum, Powder coat paint</li> </ul>		<b>STANDARD CAFE HEIGHT STATIONARY w/ LEVELER:</b>				
		UP TO 20" DEPTH	A-54T20FX-##	\$1,175		
		UP TO 24" DEPTH	A-54T24FX-##	\$1,200		
		UP TO 36" DEPTH	A-54T36FX-##	\$1,240		
		<b>STANDARD CAFE HEIGHT FLIP-TOP w/ LEVELER:</b>				
		UP TO 20" DEPTH	A-54T20FT-##	\$1,830		
		UP TO 24" DEPTH	A-54T24FT-##	\$1,850		
		UP TO 36" DEPTH	A-54T36FT-##	\$1,890		
		<b>OPTIONAL ADD-ON ITEMS:</b>		<b>*MODEL #</b>	<b>ADD-ON:</b>	<b>PRICE ADD:</b>
		BAR HEIGHT		-BH		+ \$285
		CUSTOM BASE HEIGHT		-CBH		+ \$250
		CASTERS		-C		+ \$90
		WIRE ACCESS		-WA		+ \$130
		ADJ. COLUMN - CAFÉ (26"- 35")		-CADJ		+ \$540
ADJ. COLUMN - BAR (29"- 42")		-BADJ		+ \$685		
CHROME		-CH		+ \$255		
Metal Modesty Panel (make table ready)		-MMP		* page 35		
Laminate Modesty Panel (make table ready)		-LMP		* page 35		
*See page 31 for modesty panel options						
<p><b>Architectural X-Base</b></p> <p>Great solution for a space requiring more of an architectural and contemporary aesthetic.</p> <p><b>SPECIFICATIONS</b></p> <ul style="list-style-type: none"> <li>• Construction: Rigid bolted</li> <li>• Column: Aluminum</li> <li>• Base: Die cast aluminum</li> <li>• Base Height: 27-3/4" – 40-3/4"</li> <li>• Adjustable Leveler: 3/8-16" x 3/4" long shank</li> <li>• Finish: Polished aluminum, Powder coat paint</li> </ul>		<b>STANDARD CAFE HEIGHT STATIONARY w/ LEVELER:</b>				
		UP TO 36" SQUARE OR ROUND	A-543636FX-##	\$1,100		
		UP TO 48" SQ or RD (casters); 54" RD (levelers)	A-544860FX-##	\$1,300		
		<b>STANDARD CAFE HEIGHT FLIP-TOP w/ LEVELER:</b>				
		UP TO 36" SQUARE OR ROUND	A-543636FT-##	\$1,375		
		UP TO 48" SQ or RD (casters); 54" RD (levelers)	A-544860FT-##	\$1,575		
		<b>OPTIONAL ADD-ON ITEMS:</b>		<b>*MODEL #</b>	<b>ADD-ON:</b>	<b>PRICE ADD:</b>
		BAR HEIGHT		-BH		+ \$190
		CUSTOM BASE HEIGHT		-CBH		+ \$235
		CASTERS		-C		+ \$90
CHROME		-CH		+ \$365		



Please note: ## in base model numbers indicate the code for the base color choice - see standard base color options for codes.  
 \*Add each model number add on continuously to the end of the full model number as needed per options added.

## Acacia Collection™ Table Bases

BASE STYLE OPTION	IMAGE	MAXIMUM TABLE TOP	MODEL NUMBER	LIST PRICE	
<p style="text-align: center;"><b>Arched T-Base</b></p> <p>Simple, elegant lines make this base a perfect combination of flexibility, functionality, and aesthetics.</p> <p><b>SPECIFICATIONS</b></p> <ul style="list-style-type: none"> <li>• Construction: Welded for maximum strength and stability. Flip mechanism is mechanically attached to the table base.</li> <li>• Tubing: Column 2" OD x 14 gage</li> <li>• Base 1-3/8" OD x 13 gage</li> <li>• Base Height: 27-3/4" – 40-3/4"</li> <li>• Adjustable Leveler: 1-3/8" diameter and 1/4" x 5/8" long stud</li> <li>• Finish: Chrome or powder coat paint</li> </ul>		<b>STANDARD CAFE HEIGHT STATIONARY w/ LEVELER:</b>			
		UP TO 20" DEPTH	A-72T20FX-##	\$780	
		UP TO 24" DEPTH	A-72T24FX-##	\$790	
		UP TO 36" DEPTH	A-72T36FX-##	\$815	
		<b>STANDARD CAFE HEIGHT FLIP-TOP w/ LEVELER:</b>			
		UP TO 20" DEPTH	A-77T20FT-##	\$1,450	
		UP TO 24" DEPTH	A-77T24FT-##	\$1,475	
		UP TO 36" DEPTH	A-77T36FT-##	\$1,490	
		<b>OPTIONAL ADD-ON ITEMS:</b>		<b>*MODEL # ADD-ON:</b>	<b>PRICE ADD:</b>
		BAR HEIGHT		-BH	+ \$215
		CUSTOM BASE HEIGHT		-CBH	+ \$235
		CASTERS		-C	+ \$90
		ADJ. COLUMN - CAFÉ (26"- 35")		-CADJ	+ \$425
ADJ. COLUMN - BAR (29"- 42")		-BADJ	+ \$620		
CHROME		-CH	+ \$505		
Metal Modesty Panel (table ready)		-MMP	* page 35		
Laminate Modesty Panel (table ready)		-LMP	* page 35		
<i>*See page 31 for modesty panel options</i>					
<p style="text-align: center;"><b>Arched X-Base</b></p> <p>Simple, elegant lines make this base a perfect combination of flexibility, functionality, and aesthetics.</p> <p><b>SPECIFICATIONS</b></p> <ul style="list-style-type: none"> <li>• Construction: Rigid bolted</li> <li>• Tubing: Column 3" OD x 16 gage Base 1-3/8" OD x 13 gage</li> <li>• Mounting Plate: 12" x 12" x 4 gage steel.</li> <li>• Tie Rod: 1/2-13 threaded rod</li> <li>• Base Height: 27-3/4" – 40-3/4"</li> <li>• Adjustable Leveler: 1-3/8" diameter and 1/4" x 5/8" long stud</li> <li>• Finish: Chrome or powder coat paint</li> </ul>		<b>STANDARD CAFE HEIGHT STATIONARY w/ LEVELER:</b>			
		UP TO 30" SQUARE OR 36" ROUND	A-733036FX-##	\$800	
		UP TO 36" SQUARE OR 42" ROUND	A-733642FX-##	\$860	
		UP TO 42" SQUARE OR 54" ROUND	A-734254FX-##	\$890	
		<b>STANDARD CAFE HEIGHT FLIP-TOP w/ LEVELER:</b>			
		UP TO 30" SQUARE OR 36" ROUND	A-733036FT-##	\$1,070	
		UP TO 36" SQUARE OR 42" ROUND	A-733642FT-##	\$1,125	
		UP TO 42" SQ or RD (casters); 48" RD (levelers)	A-734254FT-##	\$1,145	
		<b>OPTIONAL ADD-ON ITEMS:</b>		<b>*MODEL # ADD-ON:</b>	<b>PRICE ADD:</b>
		BAR HEIGHT		-BH	+ \$140
		CUSTOM BASE HEIGHT		-CBH	+ \$235
		CASTERS		-C	+ \$90
		CHROME		-CH	+ \$300



Please note: -## in base model numbers indicate the code for the base color choice - see standard base color options for codes.  
 \*Add each model number add on continuously to the end of the full model number as needed per options added.

# Acacia Collection™ Table Bases

BASE STYLE OPTION	IMAGE	MAXIMUM TABLE TOP	MODEL NUMBER	LIST PRICE	
<p style="text-align: center;"><b>Contemporary T-Base</b></p> <p>This classically styled base fuses aesthetics, durability, and functionality for all environments utilizing its cast aluminum frame.</p> <p><b>SPECIFICATIONS</b></p> <ul style="list-style-type: none"> <li>• Construction: Bolted, welded combination, column and feet are assembled. Flip-Top mechanism is mechanically attached to the table base.</li> <li>• Column: 2-1/4" tubing OD x 13 gage</li> <li>• Base: Cast aluminum</li> <li>• Base Height: 27-3/4" – 40-3/4"</li> <li>• Adjustable Leveler: 3/8" x 3/4" long shank</li> <li>• Finish: Polished aluminum/Chrome, Satin aluminum/Satin chrome, Powder coat paint</li> </ul>		<b>STANDARD CAFE HEIGHT STATIONARY w/ LEVELER:</b>			
		UP TO 20" DEPTH	A-55T20FX-##	\$905	
		UP TO 26" DEPTH	A-55T26FX-##	\$925	
		UP TO 36" DEPTH	A-55T36FX-##	\$995	
		<b>STANDARD CAFE HEIGHT FLIP-TOP w/ LEVELER:</b>			
		UP TO 20" DEPTH	A-55T20FT-##	\$1,555	
		UP TO 26" DEPTH	A-55T26FT-##	\$1,575	
		UP TO 36" DEPTH	A-55T36FT-##	\$1,645	
		<b>OPTIONAL ADD-ON ITEMS:</b>		<b>*MODEL # ADD-ON:</b>	<b>PRICE ADD:</b>
		BAR HEIGHT		-BH	+ \$215
		CUSTOM BASE HEIGHT		-CBH	+ \$235
		CASTERS		-C	+ \$90
WIRE ACCESS		-WA	+ \$130		
ADJ. COLUMN - CAFÉ (26" - 35")		-CADJ	+ \$425		
ADJ. COLUMN - BAR (29" - 42")		-BADJ	+ \$620		
CHROME		-CH	+ \$190		
Metal Modesty Panel (make table ready)		-MMP	* page 35		
Laminate Modesty Panel (make table ready)		-LMP	* page 35		
<i>*See page 31 for modesty panel options</i>					
<p style="text-align: center;"><b>Contemporary X-Base</b></p> <p>Functionality, classic styling, and lasting quality come together in this base.</p> <p><b>SPECIFICATIONS</b></p> <ul style="list-style-type: none"> <li>• Construction: Bolted, welded combination</li> <li>• Column: 2-1/4" tubing OD x 13 gage</li> <li>• Base: Cast aluminum</li> <li>• Mounting Plate: Fabricated steel 4 gage x 12" x 12", and 8" x 8"</li> <li>• Base Height: 27-3/4" – 40-3/4"</li> <li>• Adjustable Leveler: 3/8-16 x 3/4" long shank</li> <li>• Finish: Polished aluminum/Chrome, Satin aluminum/Satin chrome, Powder coat paint</li> </ul>		<b>STANDARD CAFE HEIGHT STATIONARY w/ LEVELER:</b>			
		UP TO 24" SQUARE OR ROUND	A-572424FX-##	\$700	
		UP TO 30" SQUARE OR 36" ROUND	A-573036FX-##	\$780	
		UP TO 36" SQUARE OR 42" ROUND	A-573642FX-##	\$820	
		UP TO 42" SQUARE OR 54" ROUND	A-574254FX-##	\$975	
		<b>STANDARD CAFE HEIGHT FLIP-TOP w/ LEVELER:</b>			
		UP TO 24" SQUARE OR ROUND	A-572424FT-##	\$960	
		UP TO 30" SQUARE OR 36" ROUND	A-573036FT-##	\$1,035	
		UP TO 36" SQUARE OR 42" ROUND	A-573642FT-##	\$1,085	
		UP TO 42"SQ, 48"RD (casters);54"RD (levelers)	A-574254FT-##	\$1,235	
		<b>OPTIONAL ADD-ON ITEMS:</b>		<b>*MODEL # ADD-ON:</b>	<b>PRICE ADD:</b>
		BAR HEIGHT		-BH	+ \$115
CUSTOM BASE HEIGHT		-CBH	+ \$235		
CASTERS		-C	+ \$90		
WIRE ACCESS		-WA	+ \$405		
CHROME		-CH	+ \$115		
ADJ. COLUMN - CAFÉ (26" - 35")		-CADJ	+ \$310		
ADJ. COLUMN - BAR (29" - 42")		-BADJ	+ \$410		

*Please note: ## in base model numbers indicate the code for the base color choice - see standard base color options for codes.  
\*Add each model number add on continuously to the end of the full model number as needed per options added.*

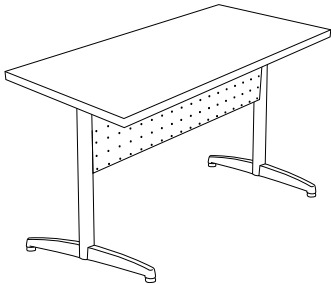
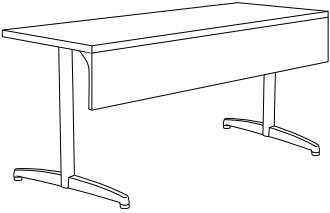
## Acacia Collection™ Table Bases

BASE STYLE OPTION	IMAGE	MAXIMUM TABLE TOP	MODEL NUMBER	LIST PRICE	
<p style="text-align: center;"><b>Cast T-Base</b></p> <p>Functionality, classic styling, and lasting quality come together in this base.</p> <p><b>SPECIFICATIONS</b></p> <ul style="list-style-type: none"> <li>• Construction: Bolted, welded combination, Column and feet are assembled. Flip-Top mechanism is mechanically attached to the table base.</li> <li>• Column: 2-1/4" tubing OD x 13 gage</li> <li>• Base: Cast aluminum</li> <li>• Base Height: 27-3/4" – 40-3/4"</li> <li>• Adjustable Leveler: 3/8"-x 3/4" long shank</li> <li>• Finish: Polished aluminum/Chrome, Satin aluminum/Satin chrome, Powder coat</li> </ul>		<b>STANDARD CAFE HEIGHT STATIONARY w/ LEVELER:</b>			
		UP TO 20" DEPTH	A-50T20FX-##	\$790	
		UP TO 26" DEPTH	A-50T26FX-##	\$800	
		UP TO 36" DEPTH	A-50T36FX-##	\$855	
		<b>STANDARD CAFE HEIGHT FLIP-TOP w/ LEVELER:</b>			
		UP TO 20" DEPTH	A-50T20FT-##	\$1,445	
		UP TO 26" DEPTH	A-50T26FT-##	\$1,455	
		UP TO 36" DEPTH	A-50T36FT-##	\$1,515	
		<b>OPTIONAL ADD-ON ITEMS:</b>		<b>*MODEL # ADD-ON:</b>	<b>PRICE ADD:</b>
		BAR HEIGHT		-BH	+ \$215
		CUSTOM BASE HEIGHT PER INCH		-CBH	+ \$235
		CASTERS		-C	+ \$90
WIRE ACCESS		-WA	+ \$130		
ADJ. COLUMN - CAFÉ (26"- 35")		-CADJ	+ \$425		
ADJ. COLUMN - BAR (29"- 42")		-BADJ	+ \$620		
CHROME		-CH	+ \$190		
Metal Modesty Panel (make table ready)		-MMP	* page 35		
Laminate Modesty Panel (make table ready)		-LMP	* page 35		
*See page 31 for modesty panel options					
<p style="text-align: center;"><b>Cast X-Base</b></p> <p>This classically styled base fuses aesthetics, durability, and functionality for all environments utilizing its cast aluminum frame.</p> <p><b>SPECIFICATIONS</b></p> <ul style="list-style-type: none"> <li>• Construction: Bolted, welded combination</li> <li>• Column: 2-1/4" tubing OD x 13 gage</li> <li>• Base: Cast aluminum</li> <li>• Mounting Plate: Fabricated steel 4 gage x 12" x 12", and 8" x 8"</li> <li>• Base Height: 27-3/4" – 40-3/4"</li> <li>• Adjustable Leveler: 3/8-16 x 3/4" long shank</li> <li>• Finish: Polished aluminum/Chrome, Satin aluminum/Satin chrome, Powder coat paint</li> </ul>		<b>STANDARD CAFE HEIGHT STATIONARY w/ LEVELER:</b>			
		UP TO 24" SQUARE OR ROUND	A-522424FX-##	\$615	
		UP TO 30" SQUARE OR 36" ROUND	A-523036FX-##	\$650	
		UP TO 36" SQUARE OR 42" ROUND	A-523642FX-##	\$730	
		UP TO 42" SQUARE OR 54" ROUND	A-524254FX-##	\$800	
		<b>STANDARD CAFE HEIGHT FLIP-TOP w/ LEVELER:</b>			
		UP TO 24" SQUARE OR ROUND	A-522424FT-##	\$870	
		UP TO 30" SQUARE OR 36" ROUND	A-523036FT-##	\$910	
		UP TO 36" SQUARE OR 42" ROUND	A-523642FT-##	\$990	
		UP TO 42" SQ, 48"RD (casters);54"RD (levelers)	A-524254FT-##	\$1,070	
		<b>OPTIONAL ADD-ON ITEMS:</b>		<b>*MODEL # ADD-ON:</b>	<b>PRICE ADD:</b>
		BAR HEIGHT		-BH	+ \$115
CUSTOM BASE HEIGHT PER INCH		-CBH	+ \$235		
CASTERS		-C	+ \$90		
WIRE ACCESS		-WA	+ \$490		
CHROME		-CH	+ \$115		
ADJ. COLUMN - CAFÉ (26"- 35")		-CADJ	+ \$310		
ADJ. COLUMN - BAR (29"- 42")		-BADJ	+ \$410		

Please note: -## in base model numbers indicate the code for the base color choice - see standard base color options for codes.  
 \*Add each model number add on continuously to the end of the full model number as needed per options added.


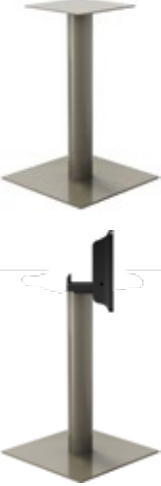

## Acacia Collection™ Modesty Panels

Modesty Panels for the Acacia Collection™ are designed for a seamless fusion of functionality and a clean aesthetic. All modesty panels are attached to the table legs in order to avoid any tampering or clunkiness while moving the table throughout your space or when engaging the flip-top mechanism to flip the table-top up and nest the tables together. This design feature makes for a very clean, functional, and great looking complete table!

STYLE	MODESTY PANEL SIZE OPTIONS	BASE STYLE / MODEL NUMBER	LIST PRICE
<b>METAL MODESTY PANELS</b> 	<b>Architectural Base Only</b>	<b>Flip-Top &amp; Stationary Bases</b>	
	48" Long Table	A-M-MP-0936-54	\$410
	60" Long Table	A-M-MP-0948-54	\$425
	72" Long Table	A-M-MP-0960-54	\$540
	<b>Cast, Arch, and Contemporary Bases</b>	<b>Stationary Bases</b>	
	48" Long Table	A-M-MP-0936-505572	\$455
	60" Long Table	A-M-MP-0948-505572	\$490
	72" Long Table	A-M-MP-0960-505572	\$580
	<b>Cast, Arch, and Contemporary Bases</b>	<b>Flip-Top Bases</b>	
	48" Long Table	A-M-MP-0936-505572-FT	\$455
	60" Long Table	A-M-MP-0948-505572-FT	\$490
	72" Long Table	A-M-MP-0960-505572-FT	\$580
<b>LAMINATE MODESTY PANELS</b> 	<b>All Base Styles</b>	<b>Stationary Bases</b>	
	48" Long Table	A-PBL-MP-0936EBM-XXXX	\$300
	60" Long Table	A-PBL-MP-0948EBM-XXXX	\$365
	72" Long Table	A-PBL-MP-0960EBM-XXXX	\$420
	84" Long Table	A-PBL-MP-0972EBM-XXXX	\$485
	96" Long Table	A-PBL-MP-0996EBM-XXXX	\$490
	<b>All Base Styles</b>	<b>Flip-Top Bases</b>	
	48" Long Table	A-PBL-MP-0936EBM-XXXX-FT	\$315
	60" Long Table	A-PBL-MP-0948EBM-XXXX-FT	\$375
	72" Long Table	A-PBL-MP-0960EBM-XXXX-FT	\$445
	84" Long Table	A-PBL-MP-0972EBM-XXXX-FT	\$505
	96" Long Table	A-PBL-MP-0996EBM-XXXX-FT	\$510

*Please Note: Metal Modesty panels are only available up to your 72" long table. If wanted on an 84" long table, legs would sit in same positions as a 72" long table  
 \*Certain Flip-Top table tops must have contoured top edges for modesty panels to properly fasten.*




## Acacia Collection™ Table Bases

BASE STYLE OPTION	IMAGE	MAXIMUM TABLE TOP	MODEL NUMBER	LIST PRICE	
<p><b>Round Pedestal Base</b></p> <p>These low profile discs almost make the base disappear into the floor while still maintaining the stability and mobility needed in a freestanding table.</p> <p><b>SPECIFICATIONS</b></p> <ul style="list-style-type: none"> <li>• Construction: Mounting plates are welded to columns. Discs are bolted to columns from the bottom side for extra strength and anti-rotation.</li> <li>• Column: Fabricated steel 16 gage</li> <li>• Fixed Mounting Plate: 12" x 12" x 4 gage steel</li> <li>• Adjustable Leveler: Optional</li> <li>• Finish: Chrome or powder coat paint</li> </ul>		<b>STANDARD CAFE HEIGHT STATIONARY w/ LEVELER:</b>			
		UP TO 36" ROUND	A-R1836FX-##	\$1,075	
		UP TO 48" ROUND	A-R2248FX-##	\$1,265	
		UP TO 54" ROUND	A-R2254FX-##	\$1,550	
		UP TO 60" ROUND	A-R2260FX-##	\$2,130	
		<b>STANDARD CAFE HEIGHT FLIP-TOP w/ LEVELER:</b>			
		UP TO 36" ROUND	A-R1836FT-##	\$1,335	
		UP TO 48" ROUND	A-R2248FT-##	\$1,520	
		UP TO 54" ROUND	A-R2254FT-##	\$1,800	
		<b>OPTIONAL ADD-ON ITEMS:</b>		<b>*MODEL NUMBER ADD-ON:</b>	<b>PRICE ADD:</b>
BAR HEIGHT		-BA	+ \$140		
LEVELERS		-L	+ \$130		
WIRE ACCESS		-WA	+ \$630		
CHROME		-CH	+ \$560		
<p><b>Square Pedestal Base</b></p> <p>These low profile discs almost make the base disappear into the floor while still maintaining the stability and mobility needed in a freestanding table.</p> <p><b>SPECIFICATIONS</b></p> <ul style="list-style-type: none"> <li>• Construction: Mounting plates are welded to columns. Discs are bolted to columns from the bottom side for extra strength and anti-rotation.</li> <li>• Column: Fabricated steel 16 gage</li> <li>• Fixed Mounting Plate: 12" x 12" x 4 gage steel</li> <li>• Adjustable Leveler: Optional</li> <li>• Finish: Chrome or powder coat paint</li> </ul>		<b>STANDARD CAFE HEIGHT STATIONARY w/ LEVELER:</b>			
		UP TO 36" SQUARE	A-S1836FX-##	\$1,205	
		UP TO 42" SQUARE	A-S1842FX-##	\$1,425	
		UP TO 48" SQUARE	A-S1848FX-##	\$1,720	
		<b>STANDARD CAFE HEIGHT FLIP-TOP w/ LEVELER:</b>			
		UP TO 36" SQUARE	A-S1836FT-##	\$1,455	
		UP TO 42" SQUARE	A-S1842FT-##	\$1,690	
		UP TO 48" SQUARE	A-S1848FT-##	\$1,985	
		<b>OPTIONAL ADD-ON ITEMS:</b>		<b>*MODEL NUMBER ADD-ON:</b>	<b>PRICE ADD:</b>
		BAR HEIGHT		-BA	+ \$140
LEVELERS		-L	+ \$130		
WIRE ACCESS		-WA	+ \$630		
CHROME		-CH	+ \$880		
<p><b>Tapered Pedestal Base</b></p> <p>These low profile discs almost make the base disappear into the floor while still maintaining the stability and mobility needed in a freestanding table.</p> <p><b>SPECIFICATIONS</b></p> <ul style="list-style-type: none"> <li>• Construction: Mounting plates are welded to columns. Discs are bolted to columns from the bottom side for extra strength and anti-rotation.</li> <li>• Column: Fabricated steel 16 gage</li> <li>• Fixed Mounting Plate: 12" x 12" x 4 gage steel</li> <li>• Adjustable Leveler: Optional</li> <li>• Finish: Chrome or powder coat paint</li> </ul>		<b>STANDARD CAFE HEIGHT STATIONARY w/ LEVELER:</b>			
		UP TO 30" ROUND	A-T1830FX-##	\$1,605	
		UP TO 42" ROUND	A-T1842FX-##	\$1,700	
		<b>STANDARD BAR HEIGHT STATIONARY w/ LEVELER:</b>			
		UP TO 30" ROUND	A-T1830FXB-##	\$2,275	
		UP TO 42" ROUND	A-T1842FXB-##	\$2,360	
		<b>STANDARD CAFE HEIGHT FLIP-TOP w/ LEVELER:</b>			
		UP TO 30" ROUND	A-T1830FT-##	\$1,865	
		UP TO 42" ROUND	A-T1842FT-##	\$1,960	
		<b>STANDARD BAR HEIGHT FLIP-TOP w/ LEVELER:</b>			
UP TO 30" ROUND	A-T1830FTB-##	\$2,540			
UP TO 42" ROUND	A-T1842FTB-##	\$2,625			
<b>OPTIONAL ADD-ON ITEMS:</b>		<b>*MODEL NUMBER ADD-ON:</b>	<b>PRICE ADD:</b>		
LEVELERS		-L	+ \$255		
CHROME - CAFÉ HEIGHT		-CCH	+ \$490		
CHROME - BAR HEIGHT		-BCH	+ \$690		

Please note: -## in base model numbers indicate the code for the base color choice - see standard base color options for codes.

\*Add each model number add on continuously to the end of the full model number as needed per options added.

## Acacia Collection™ Table Bases


BASE STYLE OPTION	IMAGE	MAXIMUM TABLE TOP	MODEL NUMBER	LIST PRICE	
<p style="text-align: center;"><b>Square Post</b></p> <p>The Acacia™ Square Post Series tables offers an opportunity to mount the leg flush with the corner of the table top for an inspiring, high-end look. Offered in both a 2" and 3" square leg with an adjustable leveler, the Square Post Series leg is sure to add an element of distinction to your space.</p> <p><b>SPECIFICATIONS</b></p> <ul style="list-style-type: none"> <li>• Construction: Mounting plates are welded to columns. Discs are bolted to columns from the bottom side for extra strength and anti-rotation.</li> <li>• Column: Fabricated steel 16 gage</li> <li>• Fixed Mounting Plate: 12" x 12" x 4 gage steel</li> <li>• Adjustable Leveler: Optional</li> <li>• Finish: Chrome or powder coat paint</li> </ul>		<b>STANDARD CAFE HEIGHT STATIONARY w/ LEVELER:</b>			
		SET OF 4	A-2514FX-##	\$1,435	
		<b>OPTIONAL ADD-ON ITEMS:</b>		<b>*MODEL NUMBER ADD-ON:</b>	<b>PRICE ADD:</b>
		CASTERS	-C	+ \$200	
	CHROME - CAFE HEIGHT	-CCH	+ \$505		
	CHROME - BAR HEIGHT	-BCH	+ \$665		
<p style="text-align: center;"><b>Round Post</b></p> <p>The Acacia™ Round Post Series tables make a statement. Distinctive and stylish, this leg is the choice of many who appreciate value and style. Round Post Series tables add the detail needed to give a look of distinction and durability.</p> <p><b>SPECIFICATIONS</b></p> <ul style="list-style-type: none"> <li>• Construction: Welded for maximum strength and stability</li> <li>• Column: 2" tubing 14 gage wall</li> <li>• Fixed Top Plate: <ul style="list-style-type: none"> <li>- 125" x 6" x 6" steel</li> <li>- 6" tubes .187" x 8" x 8" steel</li> </ul> </li> <li>• Base Height: 27-3/4"</li> <li>• Adjustable Leveler: 2" tubes have a 1/4-20 x 1-3/4" long shank</li> <li>• Finish: Chrome or powder coat paint</li> </ul>		<b>STANDARD CAFE HEIGHT STATIONARY w/ LEVELER:</b>			
		SET OF 4	A-2000FX-##	\$855	
		<b>OPTIONAL ADD-ON ITEMS:</b>		<b>*MODEL NUMBER ADD-ON:</b>	<b>PRICE ADD:</b>
		CASTERS	-C	+ \$115	
		ADJ. COLUMN - CAFÉ (26"- 35")	-CADJ	+ \$950	
		ADJ. COLUMN - BAR (29"- 42")	-BADJ	+ \$1,310	
	CHROME - CAFÉ HEIGHT	-CCH	+ \$445		
	CHROME - BAR HEIGHT	-BCH	+ \$560		
<p style="text-align: center;"><b>Tapered Post Base</b></p> <p>The Acacia™ Tapered Post Series offers a fresh look for tables that will stand the test of time. The sleek tapered design provides the perfect aesthetic appeal for all applications from dining and café to reception and multi-purpose spaces.</p> <p><b>SPECIFICATIONS</b></p> <ul style="list-style-type: none"> <li>• Construction: Welded for maximum strength and stability</li> <li>• Column: Fabricated steel 14 gage</li> <li>• Fixed Top Plate: <ul style="list-style-type: none"> <li>- Fabricated steel .125" x 6" x 6"</li> </ul> </li> <li>• Adjustable Leveler: Tapered leveler from 2-1/8" to 1-7/16" diameter by 2-3/8" tall</li> <li>• Caster: 2" diameter locking (optional)</li> <li>• Finish: Chrome or powder coat paint</li> </ul>		<b>STANDARD CAFE HEIGHT STATIONARY w/ LEVELER:</b>			
		ADJUSTABLE LEVELER SET OF 4	A-2520FX-##	\$1,655	
		<b>OPTIONAL ADD-ON ITEMS:</b>		<b>*MODEL NUMBER ADD-ON:</b>	<b>PRICE ADD:</b>
		CHROME - CAFE HEIGHT 2" DIA. LOCKING CASTERS (SET OF 4)	-CCH CALL FOR CODE	+ \$490 + 180	

*Please note: ## in base model numbers indicate the code for the base color choice - see standard base color options for codes.  
\*Add each model number add on continuously to the end of the full model number as needed per options added.*



## Acacia Collection™ Table Bases

BASE STYLE OPTION	IMAGE	MAXIMUM TABLE TOP	MODEL NUMBER	LIST PRICE	
<p><b>Cast 4-Column X-Base</b></p> <p>This classically styled base fuses aesthetics, durability, and functionality for the larger sized tops over 60" square or round. This cast aluminum frame provides extreme durability without sacrificing style.</p> <p><b>SPECIFICATIONS</b></p> <ul style="list-style-type: none"> <li>• Construction: Bolted, welded combination</li> <li>• Column: 2-1/4" steel tubing</li> <li>• Base: Cast aluminum</li> <li>• Mounting Plate: Fabricated steel .12" x 4" x 4"(4) Requires (16) #12-14 screws</li> <li>• Base Height: 27-3/4" – 40-3/4"</li> <li>• Adjustable Leveler: 3/8" x 3/4" long shank</li> <li>• Finish: Polished aluminum/Chrome, Satin aluminum/Satin chrome, Powder coat paint</li> </ul>		<b>STANDARD CAFE HEIGHT STATIONARY w/ LEVELER:</b>			
		UP TO 60" ROUND	A-5260FX-##	\$1,520	
		UP TO 72" ROUND	A-5272FX-##	\$1,615	
		UP TO 84" ROUND	A-5284FX-##	\$1,730	
		<b>OPTIONAL ADD-ON ITEMS:</b>		<b>*MODEL NUMBER ADD-ON:</b>	<b>PRICE ADD:</b>
		BAR HEIGHT	-BA	+ \$405	
CASTERS	-C	+ \$90			
WIRE ACCESS	-WA	+ \$65			
CHROME	-CH	+ \$540			

BASE STYLE OPTION	IMAGE	MAXIMUM TABLE TOP	MODEL NUMBER	LIST PRICE
<p><b>Auditorium Base</b></p> <p>The Acacia™ Auditorium Series offers the combination of a rigid, welded, and bolted construction along with a clean look. Seminar tables, lecture halls, restaurants and cafeterias are all ideal applications for our line of surface mounted Auditorium Series bases. These legs are securely bolted to the floor for an ideal fixed table solution.</p> <p><b>SPECIFICATIONS</b></p> <p>* <b>SOLD AS A SET OF 2</b></p> <ul style="list-style-type: none"> <li>• Construction: Welded and bolted for maximum strength</li> <li>• Tubing: 3" OD x 16 gage</li> <li>• Floor Plate: <ul style="list-style-type: none"> <li>- 1/4" x 5-1/2" x 7-1/4"</li> <li>- Wire access 2-1/2" diameter in floor plate</li> </ul> </li> <li>• Cover for Floor Plate: Molded plastic cover with black finish to hide mounting screws in the floor</li> <li>• Floor Anchors: <ul style="list-style-type: none"> <li>- Customer to supply (4) per base</li> <li>- 5/16" anchors required in cement</li> <li>- 3/8" toggles required in wood</li> </ul> </li> <li>• Top Plate: <ul style="list-style-type: none"> <li>- Fabricated steel 6" x 9"</li> <li>- Requires (6) # 12-14 screws</li> </ul> </li> <li>• Base Height – 27-3/4"</li> <li>• Finish: Powder coat paint</li> </ul>		<b>STANDARD CAFE HEIGHT STATIONARY w/ LEVELER:</b>		
		UP TO 30" DEEP TOP	A-1930FX-##	\$1,375
		<b>OPTIONAL ADD-ON ITEMS:</b>		<b>*MODEL NUMBER ADD-ON:</b>
WIRE ACCESS	-WA	+ \$280		


Please note: -## in base model numbers indicate the code for the base color choice - see standard base color options for codes.

\*Add each model number add on continuously to the end of the full model number as needed per options added.

## Acacia Standard Base Color Options




*Black (BL)*



*Black Wrinkle (BW)*




*Dark Grey (DG)*




*Medium Tone (MT)*




*Silver (SV)*




*Medium Gray (MG)*




*Inner Tone Light (IT)*




*Champagne (CN)*




*Light Brown (LB)*



*Light Tone (LT)*



*Soft White (SW)*



*Sky White (SK)*