

2024 PS FURNITURE PRICE LIST



Effective January 1



Furniture For Flexible Spaces

1.800.762.0415 | psfurniture.com

ABOUT PS FURNITURE



We are proud to label many of our products with "Made in the U.S.A." Most of the products that we sell are produced and shipped directly from our Pennsylvania factory.

FREIGHT POLICY

- PS Furniture will pay for freight on orders of \$2,000 NET or higher, shipped in the contiguous 48 states.
- The following shipping charges apply to orders less than \$2000 NET:
 - For All Products (with the exception of Signature Series™ Seating) less than \$2,000 NET: +\$250 per order
 - For Signature Series™ Seating Only less than \$2,000 NET: + \$25 per chair per order
 - Signature Series™ Seating cannot be combined with other products to reach \$2,000 NET minimum, even if on the same order.
 - Other products, including Acton® and NIMA® chairs may be combined to reach \$2,000 NET minimum, with the exception of Revolution Shield™ Flip-Top Tables
 - If Five (5) or fewer Revolution Shield™ Flip-Top Tables are ordered, shipping will be FOB Conneautville, PA
 - Additional freight & service charges requested by the customer may apply for services above and beyond normal LTL shipment charges such as lift gates, inside delivery, residential services, etc.

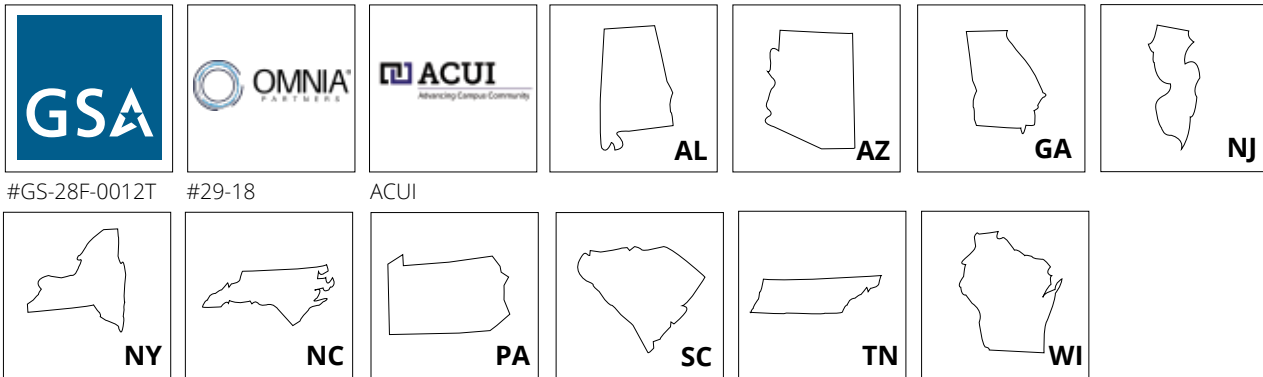
CANCELLATION CHARGES

Any change or cancellation to an order must be submitted in writing within 10 days of acknowledgement and confirmed by PS Furniture Customer Service before the change or cancellation is effective. There will be no cancellation charges prior to production except where specialty products for said order have been purchased by PS Furniture. If materials have entered the production process a 50% cancellation fee may be incurred depending upon the production stage of the order. Cancellations cannot be accepted once final production has begun.

RETURNS

As all product is "made to order" we cannot accept any returns.

PUBLIC CONTRACTS



Visit our website for all contract details: www.psfurniture.com/contracts/.



NEED HELP?

Scan this QR code to chat with one of our Live Customer Service Team Members!

TABLE OF CONTENTS

TABLES

REVOLUTION TABLES

REVOLUTION® FOLDING T-LEG TABLES	5
REVOLUTION® FLIP-TOP T-LEG TABLES	6
REVOLUTION® FOLDING LINEAR T-LEG TABLES	7
REVOLUTION® FLIP-TOP LINEAR T-LEG TABLES	8
REVOLUTION® FOLDING ARCHED T-LEG TABLES	9
REVOLUTION® FLIP-TOP ARCHED T-LEG TABLES	10
REVOLUTION® FOLDING SQUARE-LEG TABLES	11
REVOLUTION® MODESTY PANEL & CARTS	12
REVOLUTION® POWER OPTIONS	13
REVOLUTION® CAFE TABLES	14-15
REVOLUTION® CAFE TABLE PACKAGES	16-17
LAMINATE PRICING GUIDE	18
LAMINATE SUGGESTIONS	19-20
MAXX EDGE® & BASE COLOR OPTIONS	21
REVOLUTION SHIELD™ FLIP-TOP TABLES WITH AMULET® BALLISTIC BARRIERS	22

TRAINING & CAFE TABLES

SCISSOR TABLES™	23
ROLLERS™ MOBILE TABLES	24-25
CAFE TABLES AND PACKAGES	26-27

PLYWOOD CORE TABLES

MAXX EDGE® LAMINATED PLYWOOD FOLDING TABLES	28
LAMINATED PLYWOOD FOLDING TABLES	29
600 SERIES PLYWOOD BANQUET TABLES	30
600 SERIES PADDED TOP BANQUET TABLES	31
200 SERIES PLYWOOD FOLDING TABLES	32-33

LIGHTWEIGHT PLASTIC TABLES

RESILIENT® LIGHTWEIGHT ABS PLASTIC TABLES	34
POLYLITE® LIGHTWEIGHT PLASTIC TABLES	35
RESILIENT® PREMIUM PLASTIC TABLES	36

TABLE TRANSPORT CARTS

RECTANGULAR TABLE TRANSPORT CARTS	37
ROUND & MULTI-PURPOSE TABLE TRANSPORT CARTS	38
CAFE TABLE TRANSPORT CARTS	39

SEATING

MUM™	45-47
NIMA™ SEATING LINE	48-55
ACTON® SEATING LINE	56-61
PREMIERCOMFORT® PC500 SLED STACKING CHAIRS	62
CLASSIC EVENT CHAIRS (C450)	63
EVENTXPRESS™ FOLDING CHAIRS (C600)	63
STACKING/FOLDING CHAIR TRANSPORT CARTS	64-65

DANCE FLOOR - PLEASE REQUEST A CUSTOM QUOTE. FOR ANY DANCE FLOOR INQUIRIES - EMAIL SALES@PSFURNITURE.COM

WARRANTY & COMPANY INFO

PS FURNITURE WARRANTY STATEMENT	66
ACTON® / NIMA™ WARRANTY INFORMATION	67
FREIGHT POLICY / RETURNS / CONTRACTS INFORMATION	2

TABLES



Revolution® Folding T-Leg Tables

FEATURES

- **TOP:** Patented lightweight composite table top core
- **LEGS:** Positive-locking Folding T-legs (tubular design)
- **FEET:** Recessed wheels & adjustable levelers (WL) come standard for Foot Choice*
- **EDGE:** MAXX Edge® (seamless, poured urethane) available in colors shown below & two styles:
 - Eased (radius edge) and Linear (90° flat edge; only available in certain sizes**)
 - All MAXX Edge® colors other than Black (B) require a MOQ of 20 tables and there will be an additional \$20 per table for quantities fewer than 20 tables***
- **SURFACE:** Available in any high-pressure laminate surface - see pages 19-20 for our laminate suggestions.
- **MODEL #:** To select your table options and complete your product code, start with your Revolution® Table Model Number. Fill in each “#” based on options selected below.
Example:



Build & Explore your options on our Product Builder website: <https://pc.psfurniture.com/>

REV1860MXE ① ② ③ ④ -T ⑤ ⑥ ⑦ ⑧ -E00 ⑨

MODEL NUMBER	EDGE COLOR	LAMINATE	LEG COLOR	FOOT CHOICE	ELECTRIC OPTION
	1	2,3,4	5,6	7,8	9

IMAGE	SIZE (W" x L" x H")	WEIGHT (LBS)	MODEL NUMBER	LIST PRICE
	18 x 60 x 30**	29	REV1860MXE####-T####	\$2,335
	18 x 72 x 30**	32	REV1872MXE####-T####	\$2,420
	18 x 96 x 30**	40	REV1896MXE####-T####	\$2,650
	24 x 60 x 30	33.8	REV2460MXE####-T####	\$2,585
	24 x 72 x 30	37.8	REV2472MXE####-T####	\$2,660
	24 x 84 x 30	40	REV2484MXE####-T####	\$2,715
	24 x 96 x 30	43.8	REV2496MXE####-T####	\$2,820
	30 x 48 x 30	36	REV3048MXE####-T####	\$2,650
	30 x 60 x 30**	40	REV3060MXE####-T####	\$2,660
	30 x 72 x 30**	42	REV3072MXE####-T####	\$2,675
	30 x 96 x 30**	51	REV3096MXE####-T####	\$2,870
	36 x 72 x 30	48	REV3672MXE####-T####	\$2,855
36 x 96 x 30	50	REV3696MXE####-T####	\$3,075	

OPTION	DESCRIPTION	ADD TO MODEL NUMBER	ADD-ON LIST PRICE
1 MAXX EDGE® COLOR	Black (B) Graphite (G) Pewter (P) Charcoal (C)	B for Black G for Graphite P for Pewter C for Charcoal	+ \$0***
2,3,4 LAMINATE	See pages 19-20 for our Laminate Suggestion Codes		+ \$0 (standard****)
5,6 LEG COLOR	Black (B)	B for Black	+ \$0 (standard)
	Graphite (G) Carbon (CB)	G for Graphite CB for Carbon	+ \$40
	Platinum (PT) Pewter (PE) Charcoal (CC)	PT for Platinum PE for Pewter CC for Charcoal	+ \$60
7,8 FOOT CHOICE	Wheels (recessed) on one side, Leveler (adjustable) on other side *	WL for Wheels/Leveler	+ \$0
	Wheels (recessed) on one side, Fixed Feet on other side	WF for Wheels/Fixed Feet	+ \$0
	Fixed Feet on both legs	FF for Fixed Feet	+ \$0
	Leveler (adjustable) on both legs	LL for Leveler	+ \$0
EXTRAS:	Please add extra part model # to the end of the product code (ex: -G)		
9 POWER OPTIONS	See Page 13 for all optional Power Add-Ons	See Page 13	See Page 13
GANGING	Connect tables together (must be factory-installed)	(APPEND MODEL #) -G for Ganging	+ \$185

**** Standard Laminates are offered at +\$0 add on to list price. See page 18 for upcharges for non-standard laminates.

Revolution® Flip-Top T-Leg Tables

FEATURES

- **TOP:** Patented lightweight composite table top core
- **LEGS:** Positive-locking Flip-Top T-legs (tubular design)
- **BASE:** Flip-Top base secures table top vertically & horizontally; Nesting base allows for extra-compact storage.
- **FEET:** Locking Swivel Casters (SC) come standard for Foot Choice*
- **EDGE:** MAXX Edge® (seamless, poured urethane) available in colors shown below & two styles:
 - Eased (radius edge) and Linear (90° flat edge; only available in certain sizes**)
 - All MAXX Edge® colors other than Black (B) require a MOQ of 20 tables and there will be an additional \$20 per table for quantities fewer than 20 tables***
- **SURFACE:** Available in any high-pressure laminate surface - see pages 19-20 for our laminate suggestions.
- **NOTE:** Shipped knocked down; assembly required.
- **MODEL #:** To select your table options and complete your product, code start with your Revolution® Table Model Number. Fill in each “#” based on options selected below. Example:



Build & Explore your options on our Product Builder website: <https://pc.psfurniture.com/>

REVFT1860MXE ① ② ③ ④ -T ⑤ ⑥ SC-E00 ⑨

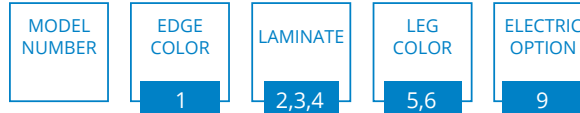


IMAGE	SIZE (W" x L" x H")	WEIGHT (LBS)	MODEL NUMBER	LIST PRICE
	18 x 60 x 30**	39.3	REVFT1860MXE####-T##SC	\$2,990
	18 x 72 x 30**	43.6	REVFT1872MXE####-T##SC	\$3,105
	18 x 96 x 30**	52.9	REVFT1896MXE####-T##SC	\$3,335
	24 x 60 x 30	44.1	REVFT2460MXE####-T##SC	\$3,170
	24 x 72 x 30	49.4	REVFT2472MXE####-T##SC	\$3,270
	24 x 84 x 30	50.3	REVFT2484MXE####-T##SC	\$3,340
	24 x 96 x 30	56.7	REVFT2496MXE####-T##SC	\$3,385
	30 x 48 x 30	45	REVFT3048MXE####-T##SC	\$3,105
	30 x 60 x 30**	50.3	REVFT3060MXE####-T##SC	\$3,215
	30 x 72 x 30**	53.6	REVFT3072MXE####-T##SC	\$3,450
	30 x 96 x 30**	63.9	REVFT3096MXE####-T##SC	\$3,575
	36 x 72 x 30	58	REVFT3672MXE####-T##SC	\$2,845
36 x 96 x 30	60	REVFT3696MXE####-T##SC	\$3,100	

OPTION	DESCRIPTION	ADD TO MODEL NUMBER	ADD-ON LIST PRICE
1 MAXX EDGE® COLOR	Black (B) Graphite (G) Pewter (P) Charcoal (C)	B for Black G for Graphite P for Pewter C for Charcoal	+ \$0***
2,3,4 LAMINATE	See pages 19-20 for our Laminate Suggestion Codes		+ \$0 (standard****)
5,6 LEG COLOR	Black (B)	B for Black	+ \$0 (standard)
	Graphite (G) Carbon (CB)	G for Graphite CB for Carbon	+ \$40
	Platinum (PT) Pewter (PE) Charcoal (CC)	PT for Platinum PE for Pewter CC for Charcoal	+ \$60
7,8 FOOT CHOICE	Locking Swivel Casters (Standard) *	SC for Swivel Casters	+ \$0
EXTRAS:	Please add extra part model # to the end of the product code (ex: -G)		
9 POWER OPTIONS	See Page 13 for all optional Power Add-Ons	See Page 13	See Page 13
GANGING	Connect tables together (must be factory-installed)	(APPEND MODEL #) -G for Ganging	+ \$185

***Standard Laminates are offered at +\$0 add on to list price. See page 18 for upcharges for non-standard laminates.

Revolution® Folding Linear T-Leg Tables

FEATURES

- **TOP:** Patented lightweight composite table top core
- **LEGS:** Positive-locking Folding Linear T-legs (squared edge design)
- **FEET:** Recessed wheels & adjustable levelers (WL) come standard for Foot Choice*
- **EDGE:** MAXX Edge® (seamless, poured urethane) available in colors shown below & two styles:
 - Eased (radius edge) and Linear (90° flat edge; only available in certain sizes**)
 - All MAXX Edge® colors other than Black (B) require a MOQ of 20 tables and there will be an additional \$20 per table for quantities fewer than 20 tables***
- **SURFACE:** Available in any high-pressure laminate surface - see pages 19-20 for our laminate suggestions.
- **MODEL #:** To select your table options and complete your product code, start with your Revolution® Table Model Number. Fill in each “#” based on options selected below. Example:



Build & Explore your options on our Product Builder website: <https://pc.psfurniture.com/>

REV1860MXE ① ② ③ ④ -SQT ⑤ ⑥ ⑦ ⑧ -E00 ⑨

MODEL NUMBER	EDGE COLOR	LAMINATE	LEG COLOR	FOOT CHOICE	ELECTRIC OPTION
	1	2,3,4	5,6	7,8	9

IMAGE	SIZE (W" x L" x H")	WEIGHT (LBS)	MODEL NUMBER	LIST PRICE
	18 x 60 x 30**	29	REV1860MXE####-SQT####	\$2,460
	18 x 72 x 30**	32	REV1872MXE####-SQT####	\$2,560
	18 x 96 x 30**	40	REV1896MXE####-SQT####	\$2,800
	24 x 60 x 30	33.8	REV2460MXE####-SQT####	\$2,730
	24 x 72 x 30	37.8	REV2472MXE####-SQT####	\$2,805
	24 x 84 x 30	40	REV2484MXE####-SQT####	\$2,865
	24 x 96 x 30	43.8	REV2496MXE####-SQT####	\$2,990
	30 x 48 x 30	36	REV3048MXE####-SQT####	\$2,805
	30 x 60 x 30**	40	REV3060MXE####-SQT####	\$2,810
	30 x 72 x 30**	42	REV3072MXE####-SQT####	\$2,845
	30 x 96 x 30**	51	REV3096MXE####-SQT####	\$3,040

OPTION	DESCRIPTION	ADD TO MODEL NUMBER	ADD-ON LIST PRICE
1 MAXX EDGE® COLOR		B for Black G for Graphite P for Pewter C for Charcoal	+ \$0***
2,3,4 LAMINATE	See pages 19-20 for our Laminate Suggestion Codes		+ \$0 (standard****)
5,6 LEG COLOR	Black (B)	B for Black	+ \$0 (standard)
	Graphite (G) Carbon (CB)	G for Graphite CB for Carbon	+ \$40
	Platinum (PT) Pewter (PE) Charcoal (CC)	PT for Platinum PE for Pewter CC for Charcoal	+ \$60
7,8 FOOT CHOICE	Wheels (recessed) on one side, Leveler (adjustable) on other side *	WL for Wheels/Leveler	+ \$0
	Wheels (recessed) on one side, Fixed Feet on other side	WF for Wheels/Fixed Feet	+ \$0
	Fixed Feet on both legs	FF for Fixed Feet	+ \$0
	Leveler (adjustable) on both legs	LL for Leveler	+ \$0
EXTRAS:	Please add extra part model # to the end of the product code (ex: -G)		
9 POWER OPTIONS	See Page 13 for all optional Power Add-Ons	See Page 13	See Page 13
GANGING	Connect tables together (must be factory-installed)	(APPEND MODEL #) -G for Ganging	+ \$185

**** Standard Laminates are offered at +\$0 add on to list price. See page 18 for upcharges for non-standard laminates.

Revolution® Flip-Top Linear T-Leg Tables

FEATURES

- **TOP:** Patented lightweight composite table top core
- **LEGS:** Positive-locking Flip-Top Linear T-legs (squared edge design)
- **BASE:** Flip-Top base secures table top vertically & horizontally; Nesting base allows for extra-compact storage.
- **FEET:** Locking Swivel Casters (SC) come standard for Foot Choice*
- **EDGE:** MAXX Edge® (seamless, poured urethane) available in colors shown below & two styles:
 - Eased (radius edge) and Linear (90° flat edge; only available in certain sizes**)
 - All MAXX Edge® colors other than Black (B) require a MOQ of 20 tables and there will be an additional \$20 per table for quantities fewer than 20 tables***
- **SURFACE:** Available in any high-pressure laminate surface - see pages 19-20 for our laminate suggestions.
- **NOTE:** Shipped knocked down; assembly required.
- **MODEL #:** To select your table options and complete your product code, start with your Revolution® Table Model Number. Fill in each “#” based on options selected below.
Example:



Build & Explore your options on our Product Builder website: <https://pc.psfurniture.com/>

REVFT1860MXE (1) (2) (3) (4) -SQT (5) (6) SC-E00 (9)

MODEL NUMBER	EDGE COLOR	LAMINATE	LEG COLOR	ELECTRIC OPTION
	1	2,3,4	5,6	9

IMAGE	SIZE (W" x L" x H")	WEIGHT (LBS)	MODEL NUMBER	LIST PRICE
	18 x 60 x 30**	39.3	REVFT1860MXE####-SQT##SC	\$3,150
	18 x 72 x 30**	43.6	REVFT1872MXE####-SQT##SC	\$3,270
	18 x 96 x 30**	52.9	REVFT1896MXE####-SQT##SC	\$3,505
	24 x 60 x 30	44.1	REVFT2460MXE####-SQT##SC	\$3,340
	24 x 72 x 30	49.4	REVFT2472MXE####-SQT##SC	\$3,445
	24 x 84 x 30	50.3	REVFT2484MXE####-SQT##SC	\$3,515
	24 x 96 x 30	56.7	REVFT2496MXE####-SQT##SC	\$3,565
	30 x 48 x 30	45	REVFT3048MXE####-SQT##SC	\$3,270
	30 x 60 x 30**	50.3	REVFT3060MXE####-SQT##SC	\$3,385
	30 x 72 x 30**	53.6	REVFT3072MXE####-SQT##SC	\$3,635
	30 x 96 x 30**	63.9	REVFT3096MXE####-SQT##SC	\$3,755

OPTION	DESCRIPTION	ADD TO MODEL NUMBER	ADD-ON LIST PRICE
1 MAXX EDGE® COLOR	<p>Black (B) Graphite (G) Pewter (P) Charcoal (C)</p>	B for Black G for Graphite P for Pewter C for Charcoal	+ \$0***
2,3,4 LAMINATE	See pages 19-20 for our Laminate Suggestion Codes		+ \$0 (standard****)
5,6 LEG COLOR	<p>Black (B)</p>	B for Black	+ \$0 (standard)
	<p>Graphite (G) Carbon (CB)</p>	G for Graphite CB for Carbon	+ \$40
	<p>Platinum (PT) Pewter (PE) Charcoal (CC)</p>	PT for Platinum PE for Pewter CC for Charcoal	+ \$60
7,8 FOOT CHOICE	Locking Swivel Casters (Standard) *	SC for Swivel Casters	+ \$0
EXTRAS:	Please add extra part model # to the end of the product code (ex: -G)		
9 POWER OPTIONS	See Page 13 for all optional Power Add-Ons	See Page 13	See Page 13
GANGING	Connect tables together (must be factory-installed)	(APPEND MODEL #) -G for Ganging	+ \$185

**** Standard Laminates are offered at +\$0 add on to list price. See page 18 for upcharges for non-standard laminates.
1.800.762.0415

Revolution® Folding Arched T-Leg Tables

FEATURES

- **TOP:** Patented lightweight composite table top core
- **LEGS:** Positive-locking Folding Arched T-legs (tubular arched design)
- **FEET:** Recessed wheels & adjustable levelers (WL) come standard for Foot Choice*
- **EDGE:** MAXX Edge® (seamless, poured urethane) available in colors shown below & two styles:
 - Eased (radius edge) and Linear (90° flat edge; only available in certain sizes**)
 - All MAXX Edge® colors other than Black (B) require a MOQ of 20 tables and there will be an additional \$20 per table for quantities fewer than 20 tables***
- **SURFACE:** Available in any high-pressure laminate surface - see pages 19-20 for our laminate suggestions.
- **MODEL #:** To select your table options and complete your product code, start with your Revolution® Table Model Number. Fill in each "#" based on options selected below.
Example:



Build & Explore your options on our Product Builder website: <https://pc.psfurniture.com/>

REV2460MXE ① ② ③ ④ -A ⑤ ⑥ ⑦ ⑧ -E00 ⑨

MODEL NUMBER	EDGE COLOR	LAMINATE	LEG COLOR	FOOT CHOICE	ELECTRIC OPTION
	1	2,3,4	5,6	7,8	9

IMAGE	SIZE (W" x L" x H")	WEIGHT (LBS)	MODEL NUMBER	LIST PRICE
	24 x 60 x 30	33.8	REV2460MXE#####-A#####	\$2,650
	24 x 72 x 30	37.8	REV2472MXE#####-A#####	\$2,765
	24 x 84 x 30	40	REV2484MXE#####-A#####	\$2,805
	24 x 96 x 30	43.8	REV2496MXE#####-A#####	\$2,880
	30 x 48 x 30	36	REV3048MXE#####-A#####	\$2,645
	30 x 60 x 30**	40	REV3060MXE#####-A#####	\$2,715
	30 x 72 x 30**	42	REV3072MXE#####-A#####	\$2,815
	30 x 96 x 30**	51	REV3096MXE#####-A#####	\$2,985
	36 x 72 x 30	48	REV3672MXE#####-A#####	\$3,020
	36 x 96 x 30	50	REV3696MXE#####-A#####	\$3,235

OPTION	DESCRIPTION	ADD TO MODEL NUMBER	ADD-ON LIST PRICE
1 MAXX EDGE® COLOR		B for Black G for Graphite P for Pewter C for Charcoal	+ \$0***
2,3,4 LAMINATE	See pages 19-20 for our Laminate Suggestion Codes		+ \$0 (standard****)
5,6 LEG COLOR	Black (B)	B for Black	+ \$0 (standard)
	Graphite (G) Carbon (CB)	G for Graphite CB for Carbon	+ \$40
	Platinum (PT) Pewter (PE) Charcoal (CC)	PT for Platinum PE for Pewter CC for Charcoal	+ \$60
7,8 FOOT CHOICE	Wheels (recessed) on one side, Leveler (adjustable) on other side *	WL for Wheels/Leveler	+ \$0
	Wheels (recessed) on one side, Fixed Feet on other side	WF for Wheels/Fixed Feet	+ \$0
	Fixed Feet on both legs	FF for Fixed Feet	+ \$0
	Leveler (adjustable) on both legs	LL for Leveler	+ \$0
EXTRAS:	Please add extra part model # to the end of the product code (ex: -G)		
9 POWER OPTIONS	See Page 13 for all optional Power Add-Ons	See Page 13	See Page 13
GANGING	Connect tables together (must be factory-installed)	(APPEND MODEL #) -G for Ganging	+ \$185

**** Standard Laminates are offered at +\$0 add on to list price. See page 18 for upcharges for non-standard laminates.

Revolution® Flip-Top Arched T-Leg Tables

FEATURES

- **TOP:** Patented lightweight composite table top core
- **LEGS:** Positive-locking Flip-Top Arched T-legs (tubular arched design)
- **BASE:** Flip-Top base secures table top vertically & horizontally; Nesting base allows for extra-compact storage.
- **FEET:** Locking Swivel Casters (SC) come standard for Foot Choice*
- **EDGE:** MAXX Edge® (seamless, poured urethane) available in colors shown below & two styles:
 - Eased (radius edge) and Linear (90° flat edge; only available in certain sizes**)
 - All MAXX Edge® colors other than Black (B) require a MOQ of 20 tables and there will be an additional \$20 per table for quantities fewer than 20 tables***
- **SURFACE:** Available in any high-pressure laminate surface - see pages 19-20 for our laminate suggestions.
- **NOTE:** Shipped knocked down; assembly required.
- **MODEL #:** To select your table options and complete your product code, start with your Revolution® Table Model Number. Fill in each “#” based on options selected below. Example:



Build & Explore your options on our Product Builder website: <https://pc.psfurniture.com/>

REVFT2460MXE (1) (2) (3) (4) -A (5) (6) SC-E00 (9)

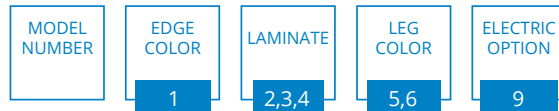


IMAGE	SIZE (W" x L" x H")	WEIGHT (LBS)	MODEL NUMBER	LIST PRICE
	24 x 60 x 30	44.1	REVFT2460MXE####-A##SC	\$3,295
	24 x 72 x 30	49.4	REVFT2472MXE####-A##SC	\$3,365
	24 x 84 x 30	50.3	REVFT2484MXE####-A##SC	\$3,390
	24 x 96 x 30	56.7	REVFT2496MXE####-A##SC	\$3,505
	30 x 48 x 30	45	REVFT3048MXE####-A##SC	\$3,225
	30 x 60 x 30**	50.3	REVFT3060MXE####-A##SC	\$3,320
	30 x 72 x 30**	53.6	REVFT3072MXE####-A##SC	\$3,500
	30 x 96 x 30**	63.9	REVFT3096MXE####-A##SC	\$3,700
	36 x 72 x 30	58	REVFT3672MXE####-A##SC	\$3,525
	36 x 96 x 30	60	REVFT3696MXE####-A##-SC	\$3,605

OPTION	DESCRIPTION	ADD TO MODEL NUMBER	ADD-ON LIST PRICE
1 MAXX EDGE® COLOR	<p>Black (B) Graphite (G) Pewter (P) Charcoal (C)</p>	B for Black G for Graphite P for Pewter C for Charcoal	+ \$0***
2,3,4 LAMINATE	See pages 19-20 for our Laminate Suggestion Codes		+ \$0 (standard****)
5,6 LEG COLOR	<p>Black (B)</p>	B for Black	+ \$0 (standard)
	<p>Graphite (G) Carbon (CB)</p>	G for Graphite CB for Carbon	+ \$40
	<p>Platinum (PT) Pewter (PE) Charcoal (CC)</p>	PT for Platinum PE for Pewter CC for Charcoal	+ \$60
7,8 FOOT CHOICE	Locking Swivel Casters (Standard) *	SC for Swivel Casters	+ \$0
EXTRAS:	Please add extra part model # to the end of the product code (ex: -G)		
9 POWER OPTIONS	See Page 13 for all optional Power Add-Ons	See Page 13	See Page 13
GANGING	Connect tables together (must be factory-installed)	(APPEND MODEL #) -G for Ganging	+ \$185

*** Standard Laminates are offered at +\$0 add on to list price. See page 18 for upcharges for non-standard laminates.
1.800.762.0415

Revolution® Folding Square-Leg Tables

FEATURES

- **TOP:** Patented lightweight composite table top core
- **LEGS:** Positive-locking Square Steel Folding Legs
- **FEET:** Fixed feet/caps and black epoxy powdercoat finish come standard
- **EDGE:** MAXX Edge® (seamless, poured urethane) available in colors shown below & two styles:
 - Eased (radius edge) and Linear (90° flat edge; only available in certain sizes*)
 - All MAXX Edge® colors other than Black (B) require a MOQ of 20 tables and there will be an additional \$20 per table for quantities fewer than 20 tables**
- **SURFACE:** Available in any high-pressure laminate surface - see pages 19-20 for our laminate suggestions.
- **MODEL #:** To select your table options and complete your product code, start with your Revolution® Table Model Number. Fill in each “#” based on options selected below. Example:



Build & Explore your options on our Product Builder website: <https://pc.psfurniture.com/>

REV1860MXE ① ② ③ ④ -SQ ⑤ ⑥ -E00 ⑨

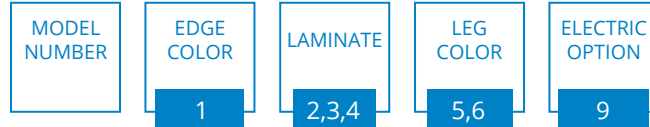















IMAGE	SIZE (W" x L" x H")	WEIGHT (LBS)	MODEL NUMBER	LIST PRICE
 <p>Rectangular</p>	18 x 60 x 30*	36	REV1860MXE#####-SQ##	\$1,910
	18 x 72 x 30*	44	REV1872MXE#####-SQ##	\$2,035
	18 x 96 x 30*	56	REV1896MXE#####-SQ##	\$2,305
	24 x 60 x 30	40	REV2460MXE#####-SQ##	\$2,145
	24 x 72 x 30	50.5	REV2472MXE#####-SQ##	\$2,250
	24 x 84 x 30	47	REV2484MXE#####-SQ##	\$2,360
	24 x 96 x 30	60.5	REV2496MXE#####-SQ##	\$2,420
	30 x 48 x 30	39	REV3048MXE#####-SQ##	\$1,705
	30 x 60 x 30*	45	REV3060MXE#####-SQ##	\$1,735
	30 x 72 x 30*	55	REV3072MXE#####-SQ##	\$2,415
	30 x 96 x 30*	68	REV3096MXE#####-SQ##	\$2,595
 <p>Round</p>	30 dia x 30*	26	REV30RDMXE#####-SQ##	\$1,430
	36 dia x 30	30	REV36RDMXE#####-SQ##	\$1,480
	54 dia x 30	55	REV54RDMXE#####-SQ##	\$2,700
 <p>Square</p>	60 dia x 30	56.6	REV60RDMXE#####-SQ##	\$3,085
	30 x 30 x 30	29	REV3030MXE#####-SQ##	\$1,495
	36 x 36 x 30	34	REV3636MXE#####-SQ##	\$1,615
	40 x 40 x 30	37.4	REV4040MXE#####-SQ##	\$2,135

OPTION	DESCRIPTION	ADD TO MODEL NUMBER	ADD-ON LIST PRICE
1 MAXX EDGE® COLOR	 Black (B)  Graphite (G)  Pewter (P)  Charcoal (C)	B for Black G for Graphite P for Pewter C for Charcoal	+\$0**
2,3,4 LAMINATE	See pages 19-20 for our Laminate Suggestion Codes		+\$0 (standard***)
5,6 LEG COLOR	 Black (B)	B for Black	+\$0 (standard)
	 Graphite (G)  Carbon (CB)	G for Graphite CB for Carbon	+\$40
	 Platinum (PT)  Pewter (PE)  Charcoal (CC)	PT for Platinum PE for Pewter CC for Charcoal	+\$60

*** Standard Laminates are offered at +\$0 add on to list price. See page 18 for upcharges for non-standard laminates.

Revolution® Modesty Panel & Carts

ADD A MODESTY PANEL

To add a modesty panel, choose the model number below according to the table size you have chosen and include your laminate finish to complete the model number. Example:

REV-TT-1860-123 MODEL NUMBER LAMINATE*
1,2,3



FIXED FOLDING MODESTY PANELS

For all models except Revolution® Folding Squire-Leg Tables

REMOVABLE MODESTY PANELS

TABLE SIZE	MODEL NUMBER	SIZE (W" x L")	LIST PRICE
18x60	REV-TT-1860-###	7.25 x 59	\$600
18x72	REV-TT-1872-###	7.25 x 71	\$620
18x96	REV-TT-1896-###	7.25 x 95	\$665
24x60	REV-TT-2460-###	7.625 x 59	\$630
24x72	REV-TT-2472-###	7.625 x 71	\$640
24x84	REV-TT-2484-###	7.625 x 83	\$655
24x96	REV-TT-2496-###	7.625 x 95	\$665
30x48	REV-TT-3048-###	9.25 x 47	\$590
30x60	REV-TT-3060-###	9.25 x 59	\$645
30x72	REV-TT-3072-###	9.25 x 71	\$650
30x96	REV-TT-3096-###	9.25 x 95	\$675

TABLE SIZE	MODEL NUMBER	SIZE (W" x L")	LIST PRICE
18x60	REV-TT-1860-REM-###	9.25 x 59	\$440
18x72	REV-TT-1872-REM-###	9.25 x 71	\$445
18x96	REV-TT-1896-REM-###	9.25 x 95	\$455
24x60	REV-TT-2460-REM-###	9.25 x 59	\$445
24x72	REV-TT-2472-REM-###	9.25 x 71	\$455
24x84	REV-TT-2484-REM-###	9.25 x 83	\$460
24x96	REV-TT-2496-REM-###	9.25 x 95	\$475
30x48	REV-TT-3048-REM-###	9.25 x 47	\$445
30x60	REV-TT-3060-REM-###	9.25 x 59	\$455
30x72	REV-TT-3072-REM-###	9.25 x 71	\$460
30x96	REV-TT-3096-REM-###	9.25 x 95	\$475

Notes: Modesty panels on ganging-equipped tables are 5" shorter than listed to clear the ganging studs. Additional lead time is required for modesty panels. ADD G on the end of the part number for ganged tables.

SELECT A TRANSPORT CART / STORAGE SOLUTION

STYLE	MODEL NUMBER	SIZE (W" x L" x H")	STANDARD CASTER	CAPACITY	LIST PRICE
READY-SET TABLE CART <i>(For 18" W Tables)</i> 	HD-REV-TTT-18	30.75 x 55.5 x 74.5	5" dia. x 2" W 2 rigid, 2 swivel phenolic	(18) 18" Wide Tables	\$4,450
READY-SET TABLE CART <i>(For 24" - 30" W Tables)</i> 	HD-REV-TTT-30	30.75 x 55.5 x 74.5	5" dia. x 2" W 2 rigid, 2 swivel phenolic	(12) 24" - 30" Wide Tables	\$4,255
VERTICAL TABLE CART 	HD-REV-VTT	30.375 x 71.5 x 78.5	5" dia. x 2" W 2 rigid, 2 swivel phenolic	(10) 18" - 24" Wide Tables	\$3,290
	HD-REV-VTT-30	33 x 71.5 x 78.5		(10) 18" - 30" Wide Tables	\$3,290

Revolution® Power Options

PRODUCT CODE CONFIGURATION:

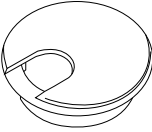
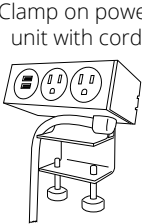
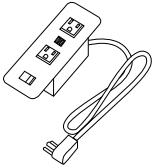
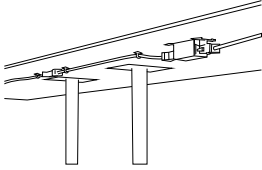

REV3072MXEBGNB-TBWF-E####

APPLICABLE TABLES:

- All Styles of Revolution® Folding and Flip-Top Tables
- MAXX Edge® Laminate Folding Tables
- Laminate Folding tables

APPLICABLE SIZES:

- Training Tables: 18x60, 18x72, 18x96, 24x60, 24x72, 24x96
- Banquet Tables: 30x48, 30x60, 60x72, 30x96

PRODUCT	MODEL NUMBER	FEATURES	DESCRIPTION	LIST PRICE
 <p>Grommet</p>	-E001B	<ul style="list-style-type: none"> • Black • The cost includes a wood block inside the REV panel and/or the extra cut in a wood panel • Mockett XG3 Matte black inner liner and cap • 3.5" OD • 2.812" ID • 3" hole 	This is a hole in the table with a black plastic insert and cover.	\$75
 <p>Clamp on power unit with cord</p>	-E002_2P2U	<ul style="list-style-type: none"> • ECA Seclusion Series • 2 power, 2 USB • Black or White 	This unit can clamp on the top or bottom of the table. The 72" cord with plug is attached to the power unit.	\$780
 <p>Flush top mounted power unit with a fixed cord and plug (Fixed)</p>	-E003_2P2U	<ul style="list-style-type: none"> • 2 power, 2 USB • Black, White or Silver • COV-2U-B-108 • 1.5" thick top bracket (if required) • Mockett wire manager (WM22) 24" 	These units are permanently attached to the table and have a power cord that plugs into the wall outlet.	\$980
 <p>Flush top mounted power unit with Daisy Link to run the units together in a series (daisy chain)</p>	-E005_2P2U	<ul style="list-style-type: none"> • 2 power, 2 USB • Black, White, Silver or Aluminum • COV-2U-41-B60SK • Ten (10) tables maximum hooked in a series • Starter cable – required to connect to the electric outlet. One (1) per group of tables • Alligator Anchors (4) four per table (Fastenal 50945) 	Flush top mounted power unit with the ability to daisy chain the tables together. These units are permanently attached to the table and have conduit between each power unit that connects to another table. The final connection to the wall is with a dedicated power cord from the last table into the wall outlet (called a starter cable). The starter cable is NOT included (see below for starter cable costs).	\$1,200
<p>Plug-In Starter Cable for Above Unit</p>	E-4220AP1-72	<ul style="list-style-type: none"> • Plug-in Starter Cable for Daisy Chain Units (72" Cord) 	1 of these is needed for each line of tables being connected to an outlet.	\$380
<p>Hardwired Starter Cable for Above Unit</p>	E-425B2-72	<ul style="list-style-type: none"> • Hardwired Starter Cable for Daisy Chain Units (72" Cord) 	1 of these is needed for each line of tables being connected to an outlet.	\$260
 <p>Power Share unit with Four (4) Power Outlets & Two (2) 10' Cords</p>	-E006B4P	<ul style="list-style-type: none"> • 4 Power • Black • Two (2) 10' Power Cords • BE02210-F02-120 	These units are permanently attached to the table and have 2 power cords that plug into the wall outlet.	\$720

STEP 1 - SELECT A TABLE MODEL

FEATURES

- Patented lightweight composite table top core
- Three piece knock-down design; no tools required for assembly
- Table top & column have an Internal Connection (IC) design that locks securely into place
- Both sides of the table top lay flat & column connects internally
- Tops store flat & compact without scratching or wearing
- MAXX Edge® (seamless, poured urethane) available in two styles - Eased (radius edge) and Linear (90° flat edge in 30RD only!)
- High-pressure laminate surface
- All MAXX Edge® colors other than Black (B) require a MOQ of 20 tables and there will be an additional \$20 per table for quantities fewer than 20 tables

OPTIONS

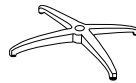
Round



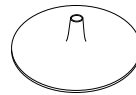
Square



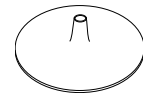
X-Base
(standard prices below)



Trumpet Base
(upcharges on next page)



Weighted Trumpet Base*
(upcharges on next page)



STYLE	MODEL NUMBER	SIZE (W" x L" x H")	WEIGHT (LBS)	LIST PRICE
24" Round	REV24RDMXE#IC###-###	24 dia x 30	15	\$1,245
	REV24RDMXE#IC###-###42	24 dia x 42	16	\$1,245
30" Round	REV30RDMXE#IC###-###	30 dia x 30	17	\$1,375
	REV30RDMXE#IC###-###42	30 dia x 42	18	\$1,375
36" Round	REV36RDMXE#IC###-###	36 dia x 30	23	\$1,525
	REV36RDMXE#IC###-###42	36 dia x 42	24	\$1,525
30" Square	REV3030MXE#IC###-###	30 x 30 x 30	19	\$1,555
	REV3030MXE#IC###-###42	30 x 30 x 42	20	\$1,555
36" Square*	REV3636MXE#IC###-###	36 x 36 x 30	21	\$1,655
	REV3636MXE#IC###-###42	36 x 36 x 42	22	\$1,655

* A 23" Weighted Steel Trumpet Base is the only option for sizes 36x36 Square Revolution® Cafe Tables. Priced above accordingly.

Please note: A 40"x40" Square Revolution table top is available with a Rollers Base only. Please call for quote. Trumpet Bases are also available with powdercoat - please call for options and custom quote.

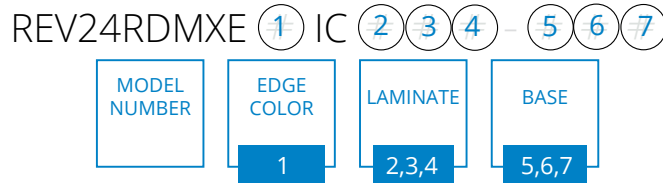






Build & Explore your options on our Product Builder website: <https://pc.psfurniture.com/>

Revolution® Café Table Options

STEP 2 - SELECT YOUR TABLE OPTIONS

To select your table options and complete your product code start with your Revolution® Café Table Model Number. Fill in each “#” based on options selected below. Example:



OPTION	DESCRIPTION			ADD TO MODEL NUMBER	ADD-ON LIST PRICE
1 MAXX EDGE® COLOR	 Black (B) Graphite (G) Pewter (P) Charcoal (C)			B for Black G for Graphite P for Pewter C for Charcoal	+ \$0
2,3,4 LAMINATE	See pages 19-20 for our Laminate Suggestion Codes				+ \$0 (standard*)
5,6,7 BASE** X-BASE OPTIONS: 	FOR TABLE SIZES	DESCRIPTION	WGT (LBS)	ADD TO MODEL NUMBER	ADD-ON LIST PRICE
	24" Round 30" Round 36" Round 3030 Square	Brushed Silver X-Base (standard)	3.2	XCH	+ \$0
TRUMPET BASE OPTIONS: 	24" Round 30" Round	20" Black Trumpet Base	4.8	TBL	+ \$165
		20" Polished Chrome Trumpet Base	4.8	TCH	+ \$205
		20" Brushed Nickel Trumpet Base	4.8	TBN	+ \$305
	36" Round 3030 Square	23" Black Trumpet Base	7.8	TBL	+ \$175
		23" Polished Chrome Trumpet Base	7.8	TCH	+ \$210
		23" Brushed Nickel Trumpet Base	7.8	TBN	+ \$310
WEIGHTED TRUMPET BASE OPTIONS: 	24" Round 30" Round	20" Weighted Black Trumpet Base	27	TBL-W	+ \$385
		20" Weighted Polished Chrome Trumpet Base	27	TCH-W	+ \$410
		20" Weighted Brushed Nickel Trumpet Base	27	TBN-W	+ \$640
	36" Round 3030 Square 3636 Square***	23" Weighted Black Trumpet Base	30	TBL-W	+ \$400
		23" Weighted Polished Chrome Trumpet Base	30	TCH-W	+ \$415
		23" Weighted Brushed Nickel Trumpet Base	30	TBN-W	+ \$645

* Standard Laminates are offered at \$0 add on to list price. See page 18 for upcharges for non-standard laminates.

** Brushed Silver X-Base & Polished Chrome Trumpet Base comes with Chrome Column. Black X-Base & Black Trumpet Base comes with Black Column. Brushed Nickel Trumpet bases come with a Brushed Nickel Column.

*** A 23" Weighted Steel Trumpet Base is the only option for sizes 3636 Square Revolution Café Tables.


Revolution® Cafe Table Packages

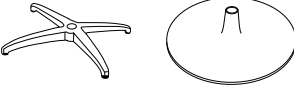

STEP 1 - SELECT A TABLE MODEL



FEATURES

- Complete self-contained unit including a transport cart
- Available in full or half packages
- A variety of sizes available for tops, columns and bases
- Patented lightweight composite table top core
- Three piece knock-down design; no tools required for assembly
- Table top & column have an Internal Connection (IC) design that locks securely into place
- Poured urethane MAXX Edge® prevents food and bacteria collection
- All MAXX Edge® colors other than Black (B) require a MOQ of 20 tables and there will be an additional \$20 per table for quantities fewer than 20 tables
- High-pressure laminate surface

Full & Half Packages



FULL PACKAGE FOR X-BASE OR TRUMPET BASE INCLUDES	TOP SHAPE	MODEL NUMBER	SPECIAL NOTES	SIZE (W" x L" x H")	EST WGT (LBS)	LIST PRICE*	
QTY 20: Revolution® Table Tops QTY 20: Dining Height Columns (30" H) QTY 20: Bistro Height Columns (42" H) QTY 20: X-Bases or Trumpet Bases* QTY 1: HD-CCT30-REV transport cart 	Round	REVPKG24RDMXE#IC###-XCH		24" dia x 30/42"	622	\$31,975	
		REVPKG30RDMXE#IC###-XCH		30" dia x 30/42"	682	\$32,945	
		REVPKG36RDMXE#IC###-XCH		36" dia x 30/42"	762	\$35,625	
	Mix of Round	REVMIX2430RDMXE#IC###-XCH	mix	24/30" dia x 30/42"	652	\$32,445	
		REVMIX2436RDMXE#IC###-XCH	mix	24/36" dia x 30/42"	682	\$34,100	
		REVMIX3036RDMXE#IC###-XCH	mix	30/36" dia x 30/42"	712	\$34,565	
	Square	REVPKG3030MXE#IC###-XCH		30"x 30" x 30/42"	738	\$33,825	
	*List Prices on this page include Brushed Silver X-Bases only. See next page for upcharges for other colors and Trumpet Bases.						
	HALF PACKAGE FOR X-BASE OR TRUMPET BASE INCLUDES	TOP SHAPE	MODEL NUMBER	SPECIAL NOTES	SIZE (W" x L" x H")	EST WGT (LBS)	LIST PRICE*
QTY 10: Revolution® Table Tops QTY 10: Dining Height Columns (30" H) QTY 10: Bistro Height Columns (42" H) QTY 10: X-Bases or Trumpet Bases* QTY 1: HD-CCT30-REV transport cart 	Round	REVHP24RDMXE#IC###-XCH		24" dia x 30/42"	383.5	\$18,330	
		REVHP30RDMXE#IC###-XCH		30" dia x 30/42"	413.5	\$18,795	
		REVHP36RDMXE#IC###-XCH		36" dia x 30/42"	453.5	\$20,155	
	Square	REVHP3030MXE#IC###-XCH		30"x 30" x 30/42"	441.5	\$18,960	
*List Prices on this page include Brushed Silver X-Bases only. See next page for upcharges for other colors and Trumpet Bases.							

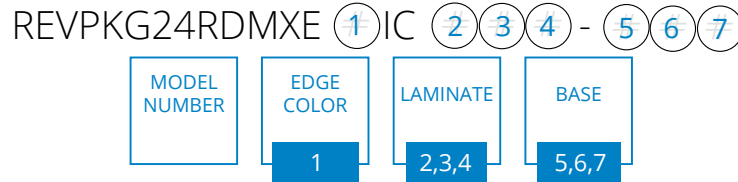
FULL PACKAGE FOR WEIGHTED TRUMPET BASE INCLUDES	TOP SHAPE	MODEL NUMBER	SPECIAL NOTES	SIZE (W" x L" x H")	EST WGT (LBS)	LIST PRICE**
QTY 12: Revolution® Table Tops QTY 12: Dining Height Columns (30" H) QTY 12: Bistro Height Columns (42" H) QTY 12: Weighted Trumpet Bases** QTY 1: HD-CCT30-REV-WB transport cart 	Round	REVPKG24RDMXE#IC###-TBL-W		24" dia x 30/42"	623.2	\$25,595
		REVPKG30RDMXE#IC###-TBL-W		30" dia x 30/42"	659.2	\$26,175
		REVPKG36RDMXE#IC###-TBL-W		36" dia x 30/42"	839.2	\$28,945
	Mix of Round	REVMIX2430RDMXE#IC###-TBL-W	mix	24/30" dia x 30/42"	689.2	\$25,860
		REVMIX2436RDMXE#IC###-TBL-W	mix	24/36" dia x 30/42"	707.2	\$28,005
		REVMIX3036RDMXE#IC###-TBL-W	mix	30/36" dia x 30/42"	725.2	\$28,280
	Square	REVPKG3030MXE#IC###-TBL-W		30"x 30" x 30/42"	824.8	\$27,835
		REVPKG3636MXE#IC###-TBL-W	wb	36"x 36" x 30/42"	824.8	\$30,395
	**List Prices on this page include Weighted Black Trumpet Bases only. See next page for upcharges for other colors.					
HALF PACKAGE FOR WEIGHTED TRUMPET BASE INCLUDES	TOP SHAPE	MODEL NUMBER	SPECIAL NOTES	SIZE (W" x L" x H")	EST WGT (LBS)	LIST PRICE**
QTY 6: Revolution® Table Tops QTY 6: Dining Height Columns (30" H) QTY 6: Bistro Height Columns (42" H) QTY 6: Weighted Trumpet Bases** QTY 1: HD-CCT30-REV-WB transport cart 	Round	REVHP24RDMXE#IC###-TBL-W		24" dia x 30/42"	384.1	\$14,970
		REVHP30RDMXE#IC###-TBL-W		30" dia x 30/42"	402.1	\$15,255
		REVHP36RDMXE#IC###-TBL-W		36" dia x 30/42"	492.1	\$16,635
	Square	REVHP3030MXE#IC###-TBL-W		30"x 30" x 30/42"	484.9	\$16,080
		REVHP3636MXE#IC###-TBL-W	wb	36"x 36" x 30/42"	484.9	\$17,360
**List Prices on this page include Weighted Black Trumpet Bases only. See next page for upcharges for other colors.						





mix - Mix of Round Full Packages contain ten (10) of each two (2) sizes of tops plus matching bases.
 wb - A 23" Weighted Steel Trumpet Base is the only option for sizes 3636 Square Revolution Cafe Tables.
 Please Note: Trumpet Bases are also available with powdercoat - please call for options and quote.

Revolution® Cafe Table Package Options

STEP 2 - SELECT YOUR TABLE OPTIONS

To select your table options and complete your product code start with your Revolution® Cafe Table Package Model Number. Fill in each “#” based on options selected below. Example:



OPTION	DESCRIPTION		ADD TO MODEL NUMBER	FULL PACKAGE ADD-ON LIST PRICE	HALF PACKAGE ADD-ON LIST PRICE	
1 MAXX EDGE® COLOR	 Black (B) Graphite (G) Pewter (P) Charcoal (C)		B for Black G for Graphite P for Pewter C for Charcoal	+ \$0	+ \$0	
2,3,4 LAMINATE	See pages 19-20 for our Laminate Suggestion Codes			+ \$0 (standard*)	+ \$0 (standard*)	
5,6,7 BASE** X-BASE OPTIONS: 	FOR TABLE SIZES	DESCRIPTION	WGT (LBS)	ADD TO MODEL NUMBER	FULL PACKAGE ADD-ON LIST PRICE**	HALF PACKAGE ADD-ON LIST PRICE**
	24" Round 30" Round	Brushed Silver X-Base (standard)	3.2	XCH	+ \$0	+ \$0
	36" Round 3030 Square	Black X-Base	3.2	XBL	+ \$985	+ \$495
TRUMPET BASE OPTIONS: 	24" Round 30" Round	20" Black Trumpet Base	4.8	TBL	+ \$2,715	+ \$1,355
		20" Polished Chrome Trumpet Base	4.8	TCH	+ \$2,915	+ \$1,450
		20" Brushed Nickel Trumpet Base	4.8	TBN	+ \$5,710	+ \$2,855
	36" Round 3030 Square	23" Black Trumpet Base	7.8	TBL	+ \$3,265	+ \$1,635
		23" Polished Chrome Trumpet Base	7.8	TCH	+ \$4,930	+ \$2,460
		23" Brushed Nickel Trumpet Base	7.8	TBN	+ \$7,385	+ \$3,700
WEIGHTED TRUMPET BASE OPTIONS: 	24" Round 30" Round	20" Weighted Black Trumpet Base (standard)	27	TBL-W	+ \$0	+ \$0
		20" Weighted Polished Chrome Trumpet Base	27	TCH-W	+ \$440	+ \$215
		20" Weighted Brushed Nickel Trumpet Base	27	TBN-W	+ \$1,310	+ \$655
	36" Round 3030 Square 3636 Square	23" Weighted Black Trumpet Base (standard)	30	TBL-W	+ \$0	+ \$0
		23" Weighted Polished Chrome Trumpet Base	30	TCH-W	+ \$1,315	+ \$655
		23" Weighted Brushed Nickel Trumpet Base	30	TBN-W	+ \$1,995	+ \$990

* Standard Laminates are offered at \$0 add on to list price. See page 18 for upcharges for non-standard laminates.

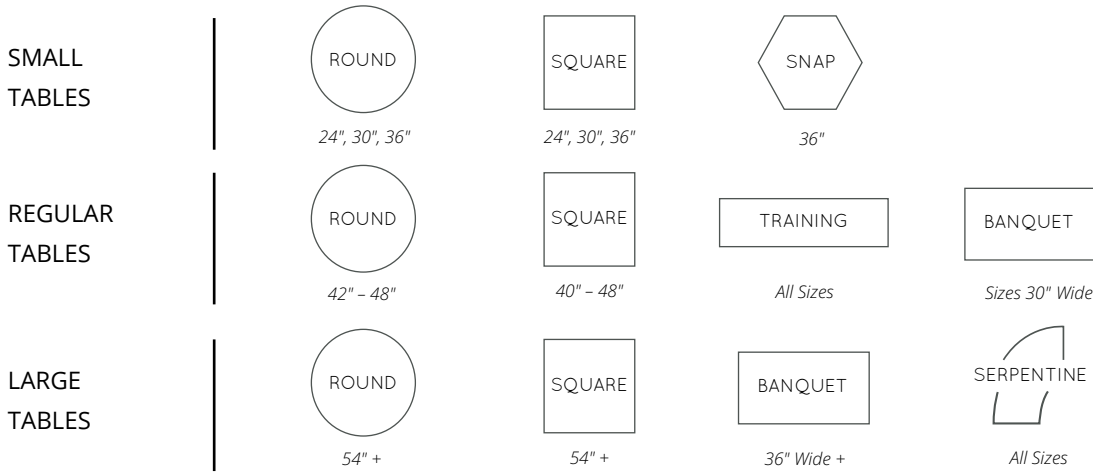
** Add upcharge to Package List Prices from the previous page.

Please Note: Brushed Silver X-Base & Polished Chrome Trumpet Base comes with Chrome Column. Black X-Base & Black Trumpet Base comes with Black Column. Brushed Nickel Trumpet bases come with a Brushed Nickel Column. Trumpet Bases are also available with powdercoat - please call for options and quote.



Build & Explore your options on our Product Builder website: <https://pc.psfurniture.com/>

Laminate Pricing Guide



LAMINATE VENDOR	LAMINATE GRADE	ADD TO LIST PRICE PER TABLE			ADD TO LIST PRICE PER TABLE PACKAGE	
		SMALL	REGULAR	LARGE	REVOLUTION® CAFE HALF PACKAGES	REVOLUTION® CAFE FULL PACKAGES
Formica®	Standard Solid, Woodgrain, Pattern, MicroDot *See next page for colors/color codes. More standard options available than what is shown on next page.	+\$0	+\$0	+\$0	+\$0	+\$0
	PremiumFX Radiance, Etchings, Honed, Crystal, Markerboard	+\$50	+\$85	+\$185	+\$440	+\$890
	180fx	+\$135	+\$270	+\$540	+\$1,340	+\$2,675
	Formica® Envision Custom Logo	+\$555	Call for quote	Call for quote	+\$5,520	+\$11,035
Wilsonart®	Standard *See next page for colors/color codes. More standard options available than what is shown on next page.	+\$0	+\$0	+\$0	+\$0	+\$0
	Premium (07, 18, 52, 78, 90) & High Wear (HW)	+\$50	+\$85	+\$185	+\$440	+\$890
	HD	+\$135	+\$270	+\$540	+\$1,340	+\$2,675
	Custom Logo	+\$555	Call for quote	Call for quote	+\$5,520	+\$11,035

Note: If a non-standard laminate option is chosen, please contact customer service for the laminate code at 1.800.762.0415. Non-standard laminate is based on availability and may increase lead times.

Laminate Suggestions



8841
White Ash (WHA)*




8844
Aged Ash (AGA)*



8842
Weathered Ash (WEA)*



6208
Glamour Cherry (GLC)




5789
Clove Spice Cherry (CSC)*



5790
Nut Brown Cherry (NBC)*




7813
Cardboard Solidz (CAS)



8905
Waxed Maple (WAM)



8906
Danish Maple (DAM)



5795
Camel Elm (CAE)*




5793
Buff Elm (BUE)*




6413
Silver Riftwood (SRW)*




9283
Walnut Riftwood (WRW)*



6414
Black Riftwood (BRW)*




6698
Paloma Polar (PAP)



8845
Bleached Legno (BLL)



8846
Oiled Legno (OIL)



8848
Blackened Legno (BAL)




909
Black (FBL)




9285
White Twill (WTW)



8826
Neutral Twill (NTW)




8827
Sarum Twill (STW)




8829
Graphite Twill (GTW)



949
White (WHT)



7197
White Dover (WDO)



927
Folkstone (FKS)



912
Storm (STM)

**This laminate is a premium finish and will include an upcharge to the standard cost.*

Laminate Suggestions (continued)



SOLID



*Designer White
Wilsonart (DWH)
D354-60*



*Platinum
Wilsonart (PLA)
MD315-60*



*North Sea
Wilsonart (NOS)
D90-60*



*Black
Wilsonart (BLK)
1595-60*




*Brittany Blue
Wilsonart (BRB)
D321-60*


NATURAL WOOD GRAIN



*Manitoba Maple
Wilsonart (MAM)
7911-60*



*Wild Cherry
Wilsonart (WC)
7054-60*



*Pinnacle Walnut
Wilsonart (PIW)
7992-38*



*Ebony Recon
Wilsonart (EBR)
7997-38*

TEXTURED WOOD GRAIN



Phantom Pearl
Wilsonart (PHP)
8211K-28*



Grey Elm
Wilsonart (GYE)
8201K-12*



Skyline Walnut
Wilsonart (SKW)
7964K-12*


PATTERNS



*Crisp Linen
Wilsonart (CPL)
4942-38*



*Classic Linen
Wilsonart (CLL)
4943-38*




*Casual Linen
Wilsonart (CAL)
4944-38*



*Pressed Linen
Wilsonart (PRL)
4991-38*




*Tailored Linen
Wilsonart (TAL)
4992-38*



*Grey Mesh
Wilsonart (GYM)
4877-38*




*Pewter Mesh
Wilsonart (PEM)
4878-38*




*Steel Mesh
Wilsonart (STM)
4879-38*




*Carbon Mesh
Wilsonart (CAM)
4880-38*




*Cloud Zephyr
Wilsonart (CLZ)
4856-60*



*Shadow Zephyr
Wilsonart (SWZ)
4857-60*




*Canyon Zephyr
Wilsonart (CAZ)
4842-60*



*White Nebula
Wilsonart (WHN)
4621-60*



*Grey Nebula
Wilsonart (GYN)
4622-60*



*Cloud Nebula
Wilsonart (CLN)
4630-60*

Wilsonart®
ENGINEERED SURFACES

**Many standard laminates available!
Contact us for more options!**

*Non-standard color: available for an additional charge

NOTE: Markerboard Laminate option available with upcharge

NOTE: Not all designs are shown at 100% scale. Actual colors may vary. For exactness of colors & finishes, please request color samples.

MAXX Edge® & Base Color Options




Graphite (G) Pewter (P) Charcoal (C) Black (B)

PLEASE NOTE: All MAXX Edge® colors other than Black (B) require a MOQ of 20 tables and there will be an additional \$20 per table for quantities fewer than 20 tables.



Eased



Linear

* Linear MAXX Edge® is only available on certain sizes - see notes on product pages for availability!



Platinum (PT) Graphite (G) Pewter (PE) Charcoal (CC) Black (B) Carbon (CB)



T-LEG



ARCHED-LEG



SQUARE-LEG



ROLLERS BASE



BLACK TRUMPET



POLISHED CHROME TRUMPET



BRUSHED NICKEL TRUMPET



BLACK X-BASE



BRUSHED SILVER X-BASE

NOTE: Actual colors may vary. For exactness of colors & finishes, please request color samples.

Revolution Shield™ Flip-Top Tables with Amulet® Ballistic Barrier*

FEATURES

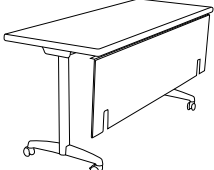
- NEW and patent pending Revolution Shield™ Flip-Top Tables are designed to stop bullets fired from a handgun.
- Revolution Shield™ Flip-Top Tables contain Amulet® 1 and 2 Ballistic Barriers as part of the table core and modesty panel, respectively.
- Amulet's Amulet 1 and 2 Ballistic Material has been extensively tested to prove it can stop hand-gun bullets.
- Lightweight & portable (vs. a particleboard flip-top table without the barrier weighing 96 lbs.)
- The Amulet® Ballistic Barrier technology used in the Revolution Shield™ Flip-Top Tables is covered with a Polyurea spray on the modesty panel and underneath the table.
- Poured urethane MAXX Edge® leaves no gaps - easy to clean and sanitize!



Extended Modesty Panels extend to the full length of the tables for greater protection.

PRICING NOTES

- There is a Minimum Order Quantity of six (6) tables to receive dock delivery pricing FOB chosen destination.
- If less than six (6) tables are ordered, delivery will be FOB Conneautville, PA.
- Modesty panel comes standard in textured black; optional upgrade to other textured colors available for +\$240 per table.
- There is a Minimum Order Quantity of five (5) tables for any color other than black on the modesty panel.

IMAGE	MODEL NUMBER	WEIGHT (LBS)	SIZE (W" x L" x H")	LIST PRICE
	REVSFT2460MXEB###-GIB-##-C-M# # = MAXX Edge® color option code ### = Laminate color option code ## = Base Color Option: Silver (SV) or Black (BL) # = Modesty Panel Choice: Extended (E) or Standard (S)	64	24" x 60" x 30"	\$10,892

PLEASE NOTE: WHILE THE PRODUCT MEETS THE STATED PERFORMANCE LEVELS OF BALLISTIC STANDARDS UL 752 AND NIJ 0108.01, PS FURNITURE SHALL IN NO EVENT BE LIABLE FOR ANY PERSONAL INJURIES (INCLUDING DEATH) SUSTAINED BY PERSONS USING THE PRODUCT.

TWO MODESTY PANEL VERSIONS

Standard Modesty Panel

- Dimensions: 50"L x 16.5"W
- Fits in line with the profile of the legs when in flipped position
- Aligns with the legs and is 5" from the table edge on each side




Standard Modesty Panel

Extended Modesty Panel

- Dimensions: 60"L x 16.5"W
- Cutout design adds extended length to the modesty panel coverage when in the flipped position
- Fits snugly over the tables metallic leg base to create protective wall
- Two tables pushed together act like a wider ballistic wall (see image above top right)



Extended Modesty Panel



Scissor Tables™

FEATURES

- One-of-a-kind center folding conference, dining, and multi-purpose table on casters
- Zero pinch points for safety
- Fits through doorways and in elevators
- 1" thick particleboard with HPL & Vinyl 2MM Linear Edge
- Standard Height of all tables will be 29" high

COLOR OPTIONS

- Top - Choose any Formica or Wilsonart laminate surface (code = mfct. numerical code: ####-##).
- See pages 19-20 for our Laminate Suggestions.
- Non-Standard laminates are available, but may have a longer lead times and a price difference.
- Edge - Matching Edge Band (exact laminate match).
- Base - Cast aluminum column with matte black powdercoat and matte black feet.
- NOTE: 48x79 Oval & 72" Rectangular Tables will have polished aluminum feet (while supplies last).

SCISSOR TABLE™ STYLE	TOP SIZE	MODEL NUMBER	LIST PRICE
Round 	60" DIA	PBL-S-60RDEB#-####-##-SB	\$3,550
Hexagon 	60" HEX	PBL-S-60HEXEB#-####-##-SB	\$3,740
Square 	48" SQUARE	PBL-S-4848EB#-####-##-SB	\$2,780
Oval 	48 X 79 OVAL	PBL-S-4879OVALEB#-####-##-SB	\$5,140
Rectangle 	30 X 72 RECTANGLE	PBL-S-3072RECTEB#-####-##-SB	\$3,550
	30 X 96 RECTANGLE	PBL-S-3096RECTEB#-####-##-SB	\$4,730
	48 X 72 RECTANGLE	PBL-S-4872RECTEB#-####-##-SB	\$4,280
	48 X 96 RECTANGLE	PBL-S-4896RECTEB#-####-##-SB	\$6,290
GROMMET CUT-OUT (1 EACH)	OPTIONAL ADD-ON	-E001 (add this to end of table P/N)	\$95



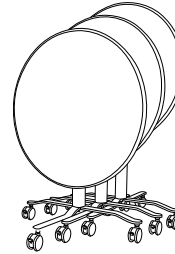
Build & Explore your options on our Product Builder website: <https://pc.psfurniture.com/>




STEP 1- SELECT A TABLE MODEL

FEATURES

- Positive-locking flip-top secures table top vertically and horizontally
- Nesting base allows for extra compact storage
- Includes locking swivel casters as standard
- 1-1/4" thick table top with particle board core
- High-pressure laminate surface
- 3MM Black Vinyl Edge or exact match to laminate
- MAXX Edge® also available - call for a custom quote!
- Shipped knock-down

Nested Bases

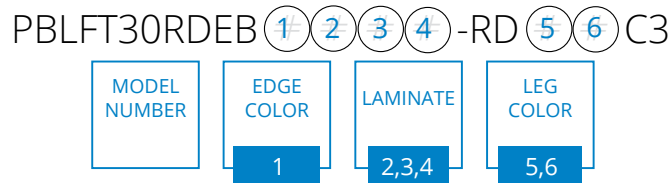


STYLE	MODEL NUMBER	SIZE (W" x L" x H")	WEIGHT (LBS)	LIST PRICE
Round 	PBLFT30RDEB####-RD##C3	30 dia x 30	53	\$2,060
	PBLFT30RDEB####-RB##C3	30 dia x 42	54	\$2,060
	PBLFT30RDEB####-RA##C3	30 dia x 32-42	55	\$2,815
	PBLFT36RDEB####-RD##C3	36 dia x 30	61	\$2,225
	PBLFT36RDEB####-RB##C3	36 dia x 42	62	\$2,225
	PBLFT36RDEB####-RA##C3	36 dia x 32-42	63	\$2,985
Square 	PBLFT3030EB####-RD##C3	30 x 30 x 30	58	\$2,060
	PBLFT3030EB####-RB##C3	30 x 30 x 42	59	\$2,060
	PBLFT3030EB####-RA##C3	30 x 30 x 32-42	60	\$2,815
	PBLFT3636EB####-RD##C3	36 x 36 x 30	66	\$2,225
	PBLFT3636EB####-RB##C3	36 x 36 x 42	67	\$2,225
	PBLFT3636EB####-RA##C3	36 x 36 x 32-42	68	\$2,985
Hexagon 	PBLFT36HEXEB####-RD##C3	36 dia x 30	61	\$2,025
	PBLFT36HEXEB####-RB##C3	36 dia x 42	62	\$2,175
	PBLFT36HEXEB####-RA##C3	36 dia x 32-42	63	\$2,905

Rollers™ Mobile Table Options

STEP 2 - SELECT YOUR TABLE OPTIONS

To select your table options and complete your product code start with your Rollers™ Table Model Number. Fill in each “#” based on options selected below. Example:



OPTION	DESCRIPTION	ADD TO MODEL NUMBER	ADD-ON LIST PRICE
1 EDGE® COLOR	Black Edge Band or Exact Laminate Match	B for Black M for Laminate Match	+ \$0
2,3,4 LAMINATE	See pages 19-20 for our Laminate Suggestion Codes		+ \$0 (standard*)
5,6 BASE COLOR	 <i>Black (B)</i>	B for Black	+ \$0 (standard)
	 <i>Graphite (G)</i>  <i>Carbon (CB)</i>	G for Graphite CB for Carbon	+ \$30
	 <i>Platinum (PT)</i>  <i>Pewter (PE)</i>  <i>Charcoal (CC)</i>	PT for Platinum PE for Pewter CC for Charcoal	+ \$50

* Standard Laminates are offered at \$0 add on to list price. See page 18 for upcharges for non-standard laminates.



Build & Explore your options on our Product Builder website: <https://pc.psfurniture.com/>

Café Tables

FEATURES

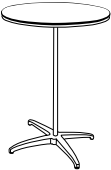





- Knock-down design stores compactly
- A variety of shapes and sizes available for tops, columns and bases
- Fill in first # with MAXX Edge® code (pg 21) and -### with laminate code on pages 19-20. Call for more options!

HEIGHT

- 30" Dining Height; 42" Bistro Height; 30" to 42" pin Adjustable Height (only available in Chrome)

BASE

- Black or Brushed Silver X-Base is standard - see prices below.
- Brushed Nickel Trumpet Base comes with a Brushed Nickel Column; Black Trumpet/X-Base come with Black Column; Polished Chrome Trumpet/Silver X-Base come with Chrome Column.

STYLE	SERIES	MODEL NUMBER	SIZE (W" x L" x H")	SPECIAL NOTES	WEIGHT (LBS)	LIST PRICE
 24" Round	MAXX Edge® Laminate	LS3024RD-MX#-###	24 dia x 30	MOQ	19	\$745
	MAXX Edge® Laminate	LS4224RD-MX#-###	24 dia x 42	MOQ	20	\$765
	MAXX Edge® Laminate	LSADJ24RD-MX#-###	24 dia x adj	MOQ	21	\$850
	Laminate	LS3024RD-###	24 dia x 30	MOQ	17	\$520
	Laminate	LS4224RD-###	24 dia x 42	MOQ	18	\$525
	Laminate	LSADJ24RD-###	24 dia x adj	MOQ	19	\$605
	200 Series Plywood	HO24DI-SK	24 dia x 30		17	\$420
	200 Series Plywood	HO24DI-SK42	24 dia x 42		18	\$435
200 Series Plywood	HO24DI-SKADJ	24 dia x adj		19	\$520	
 30" Round	MAXX Edge® Laminate	LS3030RD-MX#-###	30 dia x 30	MOQ	25	\$775
	MAXX Edge® Laminate	LS4230RD-MX#-###	30 dia x 42	MOQ	26	\$785
	MAXX Edge® Laminate	LSADJ30RD-MX#-###	30 dia x adj	MOQ	27	\$875
	Laminate	LS3030RD-###	30 dia x 30	MOQ	22	\$550
	Laminate	LS4230RD-###	30 dia x 42	MOQ	23	\$555
	Laminate	LSADJ30RD-###	30 dia x adj	MOQ	24	\$635
	200 Series Plywood	HO30DI-SK	30 dia x 30		22	\$470
	200 Series Plywood	HO30DI-SK42	30 dia x 42		23	\$480
200 Series Plywood	HO30DI-SKADJ	30 dia x adj		23	\$555	
 36" Round	MAXX Edge® Laminate	LS3036RD-MX#-###	36 dia x 30	MOQ	32	\$1,190
	MAXX Edge® Laminate	LS4236RD-MX#-###	36 dia x 42	MOQ	33	\$1,210
	MAXX Edge® Laminate	LSADJ36RD-MX#-###	36 dia x adj	MOQ	34	\$1,290
	Laminate	LS3036RD-###	36 dia x 30	MOQ	30	\$950
	Laminate	LS4236RD-###	36 dia x 42	MOQ	31	\$960
	Laminate	LSADJ36RD-###	36 dia x adj	MOQ	32	\$1,050
	200 Series Plywood	HO36DI-SK	36 dia x 30		25	\$525
	200 Series Plywood	HO36DI-SK42	36 dia x 42		26	\$550
200 Series Plywood	HO36DI-SKADJ	36 dia x adj		26	\$620	
 24" & 30" Square	Laminate	LS302424-###	24 x 24 x 30	MOQ	19	\$520
	Laminate	LS422424-###	24 x 24 x 42	MOQ	20	\$525
	Laminate	LSADJ2424-###	24 x 24 x adj	MOQ	21	\$605
	Laminate	LS303030-###	30 x 30 x 30	MOQ	25	\$550
	Laminate	LS423030-###	30 x 30 x 42	MOQ	27	\$555
	Laminate	LSADJ3030-###	30 x 30 x adj	MOQ	28	\$635
	200 Series Plywood	HO3030-SK	30 x 30 x 30		25	\$470
	200 Series Plywood	HO3030-SK42	30 x 30 x 42		26	\$480
200 Series Plywood	HO3030-SKADJ	30 x 30 x adj		27	\$555	
 36" Square	Laminate	LS303636-###	36 x 36 x 30	MOQ	35	\$950
	Laminate	LS423636-###	36 x 36 x 42	MOQ	36	\$960
	Laminate	LSADJ3636-###	36 x 36 x adj	MOQ	37	\$1,050
	200 Series Plywood	HO3636-SK	36 x 36 x 30		28	\$545
	200 Series Plywood	HO3636-SK42	36 x 36 x 42		29	\$550
200 Series Plywood	HO3636-SKADJ	36 x 36 x adj		30	\$630	
 30" & 36" Triangle	200 Series Plywood	HOTRI30-SK	30 x 30 x 30		23	\$470
	200 Series Plywood	HOTRI30-SK42	30 x 30 x 42		24	\$480
	200 Series Plywood	HOTRI30-SKADJ	30 x 30 x adj		25	\$555
	200 Series Plywood	HOTRI36-SK	36 x 36 x 30		26	\$505
	200 Series Plywood	HOTRI36-SK42	36 x 36 x 42		27	\$510
	200 Series Plywood	HOTRI36-SKADJ	36 x 36 x adj		28	\$590

MOQ (Minimum Order Quantity) - MOQ of 10 tables by size applies for this model of laminate table with the exception of Wilsonart Black (1595-60).

PLEASE NOTE: All MAXX Edge® colors other than Black (B) require a MOQ of 20 tables and there will be an additional \$20 per table for quantities fewer than 20 tables.



Build & Explore your options on our Product Builder website: <https://pc.psfurniture.com/>

Café Table Packages

FEATURES

- Complete self-contained unit including transport cart
- Knock-down design stores compactly
- A variety of sizes available for tops, columns and bases

COLUMN & BASE FINISH

- Brushed Silver X-Base or Black X-Base are standard (see prices below)
- See other base options below

LAMINATE OPTIONS

- See laminate suggestions on pages 19-20 - call for more options!








30" Cafe Table Packages (10 Tables, 10 Bases, 20 Columns):

TOP SIZE	MODEL NUMBER	STYLE	SERIES	SIZE (W" x L" x H")	WEIGHT (LBS)	LIST PRICE
30"	RECPKG-HO-30RD-CCT	Round	200 Series Plywood	30" dia x 30/42"	454	\$8,295
	RECPKG-HO-30SQ-CCT	Square	200 Series Plywood	30" x 30" x 30/42"	484	\$8,330
	RECPKG-LS30DIB	Round	Laminate	30" dia x 30/42"	454	\$9,105
	RECPKG-LS3030B	Square	Laminate	30" x 30" x 30/42"	474	\$9,125
	RECPKG-LS30DI-MX	Round	MAXX Edge® Laminate	30" dia x 30/42"	484	\$11,405

36" Cafe Table Packages (12 Tables, 12 Bases, 24 Columns):

TOP SIZE	MODEL NUMBER	STYLE	SERIES	SIZE (W" x L" x H")	WEIGHT (LBS)	LIST PRICE
36"	RECPKG-HO-36RD-CCT	Round	200 Series Plywood	36" dia x 30/42"	571	\$10,710
	RECPKG-HO-36SQ-CCT	Square	200 Series Plywood	36" x 36" x 30/42"	607	\$10,750
	RECPKG-LS36DIB	Round	Laminate	36" dia x 30/42"	631	\$15,790
	RECPKG-LS3630B	Square	Laminate	36" x 36" x 30/42"	691	\$15,835
	RECPKG-LS36DI-MX	Round	MAXX Edge® Laminate	36" dia x 30/42"	655	\$18,640

BASE OPTIONS*	DESCRIPTION	IMAGE	MODEL NUMBER	WEIGHT (LBS) PER BASE	30" PACKAGE ADD-ON LIST PRICE	36" PACKAGE ADD-ON LIST PRICE
X-BASE OPTIONS:	Brushed Silver X-Base (standard)		XCH	3.2	+ \$0	+ \$0
	Black X-Base (standard)		XBL	3.2	+ \$0	+ \$0
TRUMPET BASE OPTIONS:	Black Trumpet Base		TBL	4.8	+ \$860	+ \$1,030
	Polished Chrome Trumpet Base		TCH	4.8	+ \$815	+ \$1,700
	Brushed Nickel Trumpet Base		TBN	4.8	+ \$2,000	+ \$3,040

*Brushed Silver X-Base & Polished Chrome Trumpet Base come with Chrome Column. Black X-Base & Black Trumpet Base come with Black Column. Brushed Nickel Trumpet Base comes with Brushed Nickel Column. Please Note: Trumpet Bases are also available with powdercoat - please call for options and quote.

PLEASE NOTE: All MAXX Edge® colors other than Black (B) require a MOQ of 20 tables and there will be an additional \$20 per table for quantities fewer than 20 tables.



Build & Explore your options on our Product Builder website: <https://pc.psfurniture.com/>

MAXX Edge® Laminated Plywood Folding Tables

FEATURES

- **Top:** Solid plywood core
- **Edge:** MAXX Edge® (poured seamless polyurethane edge)
 - See page 21 for MAXX Edge® color options
 - All MAXX Edge® colors other than Black (B) require a MOQ of 20 tables and there will be an additional \$20 per table for quantities fewer than 20 tables.
- **Surface:** High-pressure laminate surface
- **Legs:** Style Options (all legs come with black epoxy powdercoat finish):
 - 600 Series (aka Premiere Series™): 1.5" square, steel, folding legs
 - Classic Series: Heavy-duty steel, wishbone, gravity-lock, folding legs

LAMINATE OPTIONS

- See standard laminate suggestions on pages 19-20; Fill in ### with laminate code (call for more options!)
- MOQ (Minimum Order Quantity) of 10 tables by size applies for this model of laminate table with the exception of Wilsonart Black (1595-60).

SERIES	STYLE	MODEL NUMBER	SPECIAL NOTES	SIZE (W" x L" x H")	WEIGHT (LBS)	LIST PRICE
600 Series   	Banquet	600-3072-MX#-###		30 x 72 x 30	52	\$1,595
		600-2496-MX#-###		24 x 96 x 30	55	\$1,525
		600-3096-MX#-###		30 x 96 x 30	66	\$1,665
	Training	600-1872-MX#-###		18 x 72 x 30	49	\$1,345
		600-1896-MX#-###		18 x 96 x 30	52	\$1,390
	Round	600-60DI-MX#-###			60 dia x 30	66
600-72DI-MX#-###		sv	72 dia x 30	94	\$2,560	
Classic Series   	Banquet	LS303072-MX#-###	gl	30 x 72 x 30	60	\$1,705
		LS302496-MX#-###	gl	24 x 96 x 30	64	\$1,560
		LS303096-MX#-###	gl	30 x 96 x 30	80	\$1,765
	Training	LS301872-MX#-###	gl	18 x 72 x 30	40	\$1,440
		LS301896-MX#-###	gl	18 x 96 x 30	50	\$1,465
	Round	LS3060RD-MX#-###	ns, gl	60 dia x 30	69	\$1,815
		LS3072RD-MX#-###		72 dia x 30	97	\$2,475

gl - Gravity-lock legs
 sv - Seam visible on table
 ns - Non-Sequential folding leg standard



Build & Explore your options on our Product Builder website: <https://pc.psfurniture.com/>



Laminated Plywood Folding Tables

FEATURES

- **Top:** Solid plywood core
- **Edge:** Black Vinyl "Bullnose" Edging
- **Legs:** Style Options (all legs come with black epoxy powdercoat finish):
 - 600 Series (aka Premiere Series™): 1.5" square, steel, folding legs
 - Classic Series: Heavy-duty steel, wishbone, gravity-lock, folding legs

LAMINATE OPTIONS

- See standard laminate suggestions on pages 19-20; Fill in ### with laminate code (call for more options!)
- MOQ (Minimum Order Quantity) of 10 tables by size applies for this model of laminate table with the exception of Wilsonart Black (1595-60).

SERIES	STYLE	MODEL NUMBER	SPECIAL NOTES	SIZE (W" x L" x H")	WEIGHT (LBS)	LIST PRICE
600 Series 	Banquet	600-3060B-###		30 x 60 x 30	49	\$1,100
		600-3072B-###		30 x 72 x 30	51	\$1,345
		600-3096B-###		30 x 96 x 30	64	\$1,380
	Training	600-1860B-###		18 x 60 x 30	45	\$925
		600-1872B-###		18 x 72 x 30	48	\$1,100
		600-1896B-###		18 x 96 x 30	50	\$1,140
		600-2460B-###		24 x 60 x 30	53	\$1,050
		600-2472B-###		24 x 72 x 30	55	\$1,210
		600-2496B-###		24 x 96 x 30	57	\$1,230
	Round	600-30DIB-###		30 dia x 30	27	\$770
		600-36DIB-###		36 dia x 30	31	\$1,025
		600-48DIB-###		48 dia x 30	42	\$1,060
		600-60DIB-###		60 dia x 30	65	\$1,495
		600-66DIB-###		66 dia x 30	67	\$2,335
		600-72DIB-###		72 dia x 30	91	\$2,335
	Square	600-3030-###		30 x 30 x 30	30	\$770
		600-3636-###		36 x 36 x 30	37	\$1,060
		600-4242-###		42 x 42 x 30	45	\$1,100
		600-4848-###		48 x 48 x 30	48	\$1,100
600-6060-###			60 x 60 x 30	65	\$1,525	
Serpentine	600-5X10B-###		30 x 60 x 30	58	\$1,620	
Classic Series 	Banquet	LS303072-###		30 x 72 x 30	59	\$1,440
		LS303096-###		30 x 96 x 30	72	\$1,475
		LS303672-###		36 x 72 x 30	59	\$1,715
		LS303696-###		36 x 96 x 30	72	\$1,750
	Training	LS301872-###		18 x 72 x 30	39	\$1,170
		LS301896-###		18 x 96 x 30	49	\$1,200
		LS302472-###		24 x 72 x 30	51	\$1,230
	Round	LS302496-###		24 x 96 x 30	60	\$1,280
		LS3060RD-###	ns	60 dia x 30	68	\$1,580
		LS3072RD-###	ns, sv	72 dia x 30	94	\$2,070

ns - Non-Sequential folding leg standard
sv - Seam visible on table

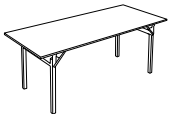
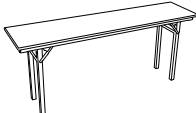




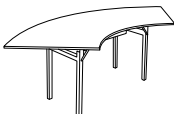


Build & Explore your options on our Product Builder website: <https://pc.psfurniture.com/>

600 Series Plywood Banquet Tables

FEATURES

- 5/8" plywood top
- Standard with square corners
- Ultraviolet light cured polyurethane coating on plywood top
- Walnut sealer stain finish
- C-Channel wrapped aluminum edge molding
- 1.5" square folding legs with black epoxy powdercoat finish
- Full length unitized steel frame

STYLE	MODEL NUMBER	SIZE (W" x L" x H")	WEIGHT (LBS)	LIST PRICE
 <p>Banquet</p>	600-3060A	30 x 60 x 30	47	\$790
	600-3072A	30 x 72 x 30	56	\$840
	600-3096A	30 x 96 x 30	52	\$915
	600-3672A	36 x 72 x 30	58	\$880
	600-3696A	36 x 96 x 30	64	\$1,090
 <p>Training</p>	600-1860A	18 x 60 x 30	45	\$695
	600-1872A	18 x 72 x 30	47	\$710
	600-1896A	18 x 96 x 30	49	\$720
	600-2460A	24 x 60 x 30	52	\$755
	600-2472A	24 x 72 x 30	55	\$820
	600-2496A	24 x 96 x 30	57	\$895
 <p>Round</p>	600-30DIA	30 dia x 30	26	\$640
	600-36DIA	36 dia x 30	30	\$680
	600-48DIA	48 dia x 30	41	\$735
	600-60DIA	60 dia x 30	64	\$900
	600-66DIA	66 dia x 30	69	\$1,305
	600-72DIA	72 dia x 30	85	\$1,350
 <p>Square</p>	600-3030A	30 x 30 x 30	29	\$650
	600-3636A	36 x 36 x 30	36	\$715
	600-4242A	42 x 42 x 30	44	\$720
	600-4848A	48 x 48 x 30	47	\$790
	600-6060A	60 x 60 x 30	72	\$920
	600-7272A	72 x 72 x 30	88	\$1,320
 <p>Half-Round</p>	600-60SCA	30 x 60 x 30	43	\$730
	600-72SCA	36 x 72 x 30	50	\$755
 <p>Quarter-Round</p>	600-60QTA	30 x 30 x 30	29	\$610
	600-72QTA	36 x 36 x 30	32	\$675
 <p>Serpentine</p>	600-5X10A	30 x 60 x 30	57	\$1,025




Build & Explore your options on our Product Builder website: <https://pc.psfurniture.com/>

600 Series Padded Top Banquet Tables

FEATURES

- 5/8" plywood top
- Standard with square corners
- White padded vinyl top
- C-Channel wrapped aluminum edge molding
- 1.5" square folding legs with black epoxy powdercoat finish
- Full length unitized steel frame








STYLE	MODEL NUMBER	SIZE (W" x L" x H")	WEIGHT (LBS)	LIST PRICE
Banquet 	600-3060A-PAD	30 x 60 x 30	47	\$815
	600-3072A-PAD	30 x 72 x 30	50	\$840
	600-3096A-PAD	30 x 96 x 30	63	\$1,035
	600-3672A-PAD	36 x 72 x 30	58	\$975
	600-3696A-PAD	36 x 96 x 30	64	\$1,225
Training 	600-1860A-PAD	18 x 60 x 30	45	\$715
	600-1872A-PAD	18 x 72 x 30	47	\$790
	600-1896A-PAD	18 x 96 x 30	49	\$880
	600-2460A-PAD	24 x 60 x 30	52	\$795
	600-2472A-PAD	24 x 72 x 30	55	\$815
	600-2496A-PAD	24 x 96 x 30	57	\$975
Round 	600-30DIA-PAD	30 dia x 30	26	\$695
	600-36DIA-PAD	36 dia x 30	30	\$720
	600-48DIA-PAD	48 dia x 30	41	\$925
	600-60DIA-PAD	60 dia x 30	64	\$1,080
	600-66DIA-PAD	66 dia x 30	69	\$1,850
	600-72DIA-PAD	72 dia x 30	84	\$1,665
Square 	600-3030A-PAD	30 x 30 x 30	29	\$715
	600-3636A-PAD	36 x 36 x 30	36	\$755
	600-4242A-PAD	42 x 42 x 30	44	\$860
	600-4848A-PAD	48 x 48 x 30	47	\$935
	600-6060A-PAD	60 x 60 x 30	72	\$1,090
	600-7272A-PAD	72 x 72 x 30	88	\$1,695
Half-Round 	600-60SCA-PAD	30 x 60 x 30	43	\$800
	600-72SCA-PAD	36 x 72 x 30	50	\$855
Quarter-Round 	600-30QTA-PAD	30 x 30 x 30	29	\$640
	600-36QTA-PAD	36 x 36 x 30	32	\$750
Serpentine 	600-5X10A-PAD	30 x 60 x 30	57	\$1,205

200 Series Plywood Folding Tables

FEATURES

- 5/8" plywood top / walnut sealer stain / UV polycoat
- Low profile hardwood runners
- C-Channel wrapped aluminum edge molding
- Gravity lock, wishbone folding leg or Knock-down column & base available
- 100% bolt-thru construction

TABLE HEIGHT	30" Standard; 29" add \$35 LIST/table; Adjustable Height (w/ pin) add \$140 LIST/table
ORDER QUANTITY	Minimum 2 each by size and options
EXTRA TABLE PARTS	Table leg end caps (225-090) = 100/box: LIST PRICE \$90



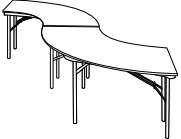
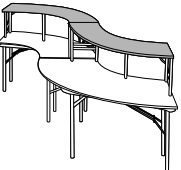

STYLE	MODEL NUMBER	SPECIAL NOTES	SIZE (W" x L" x H")	WEIGHT (LBS)	LIST PRICE
Banquet 	HO3048		30 x 48 x 30	33	\$510
	HO3072		30 x 72 x 30	50	\$695
	HO3096		30 x 96 x 30	53	\$695
	HO3672		36 x 72 x 30	55	\$790
	HO3696		36 x 96 x 30	64	\$985
Training 	HO1872		18 x 72 x 30	30	\$525
	HO1896		18 x 96 x 30	42	\$565
	HO2472		24 x 72 x 30	45	\$565
	HO2496		24 x 96 x 30	54	\$650
Round 	HO30DI		30 dia x 30	27	\$470
	HO36DI		36 dia x 30	31	\$485
	HO48DI		48 dia x 30	46	\$590
	HO60DI	nsa	60 dia x 30	65	\$815
	HO66DI	nsa,nah	66 dia x 30	66	\$1,180
HO72DI	nsa,nah, sp	72 dia x 30	85	\$1,230	
Square 	HO4848	nah	48 x 48 x 30	50	\$630
	HO6060		60 x 60 x 30	70	\$780
	HO7272		72 x 72 x 30	80	\$1,200
Half-Round 	HOSC30	nmt	15 x 30 x 30	21	\$365
	HOSC36	nmt	18 x 36 x 30	24	\$390
	HOSC48	nmt	24 x 48 x 30	31	\$460
	HOSC60	nmt	30 x 60 x 30	40	\$475
	HOSC72	nmt	36 x 72 x 30	52	\$675
	HOSC84		42 x 84 x 30	59	\$895
HOSC96		48 x 96 x 30	65	\$1,025	
Quarter-Round 	HOQT60	nmt	30 x 30 x 30	23	\$445
	HOQT72	nmt	36 x 36 x 30	28	\$475
Cafe Round ("Knock-Down") 	HO24DI-SK	tpt	24 dia x 30	17	\$390
	HO24DI-SK42	tpt	24 dia x 42	18	\$405
	HO24DI-SKADJ	tpt	24 dia x adj	19	\$485
	HO30DI-SK	tpt	30 dia x 30	22	\$435
	HO30DI-SK42	tpt	30 dia x 42	23	\$445
	HO30DI-SKADJ	tpt	30 dia x adj	23	\$515
	HO36DI-SK	tpt	36 dia x 30	25	\$490
	HO36DI-SK42	tpt	36 dia x 42	26	\$510
	HO36DI-SKADJ	tpt	36 dia x adj	26	\$575

200 Series Plywood Folding Tables

FEATURES

- 5/8" plywood top / walnut sealer stain / UV polycoat
- Low profile hardwood runners
- C-Channel wrapped aluminum edge molding
- Gravity lock, wishbone folding leg or Knock-down column & base available
- 100% bolt-thru construction

TABLE HEIGHT	30" Standard; 29" add \$35 LIST/table; Adjustable Height (w/ pin) add \$140 LIST/table
ORDER QUANTITY	Minimum 2 each by size and options
EXTRA TABLE PARTS	Table leg end caps (225-090) = 100/box: LIST PRICE \$90

STYLE	MODEL NUMBER	SPECIAL NOTES	SIZE (W" x L" x H")	WEIGHT (LBS)	LIST PRICE
Cafe Square ("Knock-Down") 	HO3030-SK	tpt	30 x 30 x 30	25	\$435
	HO3030-SK42	tpt	30 x 30 x 42	26	\$445
	HO3030-SKADJ	tpt	30 x 30 x adj	27	\$515
	HO3636-SK	tpt	36 x 36 x 30	28	\$505
	HO3636-SK42	tpt	36 x 36 x 42	29	\$510
	HO3636-SKADJ	tpt	36 x 36 x adj	30	\$585
Cafe Triangle ("Knock-Down") 	HOTRI30-SK	tpt	30 x 30 x 30	23	\$435
	HOTRI30-SK42	tpt	30 x 30 x 42	24	\$445
	HOTRI30-SKADJ	tpt	30 x 30 x adj	25	\$515
	HOTRI36-SK	tpt	36 x 36 x 30	26	\$470
	HOTRI36-SK42	tpt	36 x 36 x 42	27	\$475
	HOTRI36-SKADJ	tpt	36 x 36 x adj	28	\$550
Serpentine  Serpentine Buffet 	HOSP5X10A-SWGL	nmt	30 x 60 x 30	46	\$695
	SBL5X10BOE	lam, nmt	12 x 60 x 13	37	\$1,260
	SBL5X10BIE	lam, nmt	12 x 60 x 13	33	\$795
Rectangular Buffet 	LM1248B-SB	lam, nmt	12 x 48 x 13	25	\$485
	LM1272B-SB	lam, nmt	12 x 72 x 13	28	\$590
	LM1296B-SB	lam, nmt	12 x 96 x 13	32	\$665

lam - features black laminate top & black vinyl edge
tpt - see page 17 for LIST price adders for bases other than Silver X-Bases (priced above)
nsa - non-sequential folding leg available (folded depth of 2.5")
nah - no adjustable height
nmt - order minimums may apply



Build & Explore your options on our Product Builder website: <https://pc.psfurniture.com/>

Resilient® Lightweight ABS Plastic Tables

FEATURES

- Impact resisitant, corrugated honeycomb core
- Grey, molded, ABS top with matching edge
- Arched, steel legs with black powder coating
- Spring-loaded, leg brace locking mechanism with non-slip leg glides
- 16-gauge, 1 inch diameter steel legs
- Lightweight, sturdy and easy to set-up / tear-down
- BIFMA compliant





TOP COLOR LEG COLOR



Grey (GR)



Black (BL)

STYLE	MODEL NUMBER	SIZE (W" x L" x H")	WEIGHT (LBS)	LIST PRICE
Rectangle 	ABS1872GR-SWBL	18" x 72"	36	\$1,040
	ABS1896GR-SWBL	18" x 96"	46	\$1,110
	ABS3072GR-SWBL	30" x 72"	50	\$1,110
	ABS3096GR-SWBL	30" x 96"	58	\$1,280
Round 	ABS60RDGR-SWBL	60" Round	64	\$1,560



Build & Explore your options on our Product Builder website: <https://pc.psfurniture.com/>

POLYlite® Lightweight Plastic Tables

FEATURES

- Durable polyethylene surface
- Rugged steel frame
- Gravity-lock folding legs

POLYlite® COLORS

Gray Granite (Black Legs), Mocha Granite (Brown Legs)

POLYbrite® COLORS

Blue or Red (Black Legs)

POLYlite® COLOR OPTIONS



Gray Granite
(GG)



Mocha Granite
(MG)

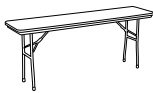

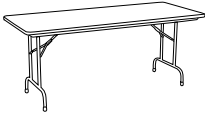

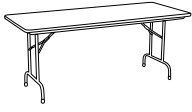
POLYbrite® COLOR OPTIONS



Blue



Red

STYLE	MODEL NUMBER	SIZE (W" x L" x H")	WEIGHT (LBS)	LIST PRICE
 Training	PT1872-PL	18 x 72 x 29	30	\$675
 Utility	PT2448-PL	24 x 48 x 29	32	\$570
 Banquet	PT3060-PL PT3060-AD PT3072-PL PT3072-ADK PT3072-AD PT3096-PL PT3096-ADK PT3096-AD	30 x 60 x 29 30 x 60 x 22-32 30 x 72 x 29 30 x 72 x 16-26 30 x 72 x 22-32 30 x 96 x 29 30 x 96 x 16-26 30 x 96 x 22-32	36 38 39 41 41 49 51 51	\$715 \$890 \$770 \$985 \$945 \$1,005 \$1,185 \$1,185
 Round	PT60DI-PL	60 dia x 29	57	\$1,375
 POLYbrite® Banquet	PB3060-PL PB3060-AD PB3060-ADK PB3072-PL PB3072-AD PB3072-ADK	30 x 60 x 29 30 x 60 x 22-32 30 x 60 x 16-26 30 x 72 x 29 30 x 72 x 22-32 30 x 72 x 16-26	34 36 36 39 41 41	\$785 \$985 \$985 \$850 \$1,035 \$1,035
Skirting Clip	PT-CLIP	Sold in QTY 1	n/a	\$16
POLYlite Banquet Table Feet	PT-FEET-RECTBL	Sold in QTY 1	n/a	\$11
POLYlite Round Table Feet	PT-FEET-60RD	Sold in QTY 1	n/a	\$11



Build & Explore your options on our Product Builder website: <https://pc.psfurniture.com/>


Resilient® Premium Plastic Tables



- FEATURES**
- Durable, 2" thick, blow-molded high-density polyethylene top
 - Beveled radius edge
 - Powder coated, gravity-lock, steel legs
 - Heavy gauge 1" steel; round tubing with bracing for strength*
 - Non-marring floor glides
 - 10-year Warranty
 - No minimum order quantity ; Estimated 2-3 week lead time

TABLE TOP & LEG COLORS

CHARCOAL / CHARCOAL



PLATINUM / SILVER



GRAY GRANITE / CHARCOAL



STYLE	MODEL NUMBER	COLOR OPTIONS	SIZE (W" x L" x H")	WEIGHT (LBS)	LIST PRICE
	RS1860##-##	Charcoal Top with Charcoal Legs (##-## = CC-CC) OR Platinum Top with Silver Legs (##-## = PT-SV)	18 x 60 x 29	26	\$475
	RS1872##-##		18 x 72 x 29	32	\$515
	RS2448##-##		24 x 48 x 29	25	\$365
	RS2460##-##		24 x 60 x 29	32	\$450
	RS2472##-##		24 x 72 x 29	38	\$470
	RS3060##-##		30 x 60 x 29	31	\$515
	RS3072##-##		30 x 72 x 29	36	\$570
	RS3096##-##		30 x 96 x 29	49	\$715
	RS60RD##-##		60 dia x 29	59	\$1,075
	RS71RDGG-CC		Gray Granite Top with Charcoal Legs* (GG-CC)	71 dia x 29	68

* Please note the 71" Round table model has a frame with 1 1/8", 14 gauge steel legs on mar-proof, plastic foot caps.



Build & Explore your options on our Product Builder website: <https://pc.psfurniture.com/>

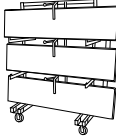
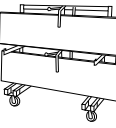

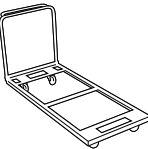
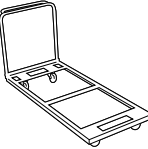

Rectangular Table Transport Carts

FEATURES

- Heavy duty angle or tubular steel frame
- Bolt fastened premium casters
- Black powder coat metal finish
- Packed 1 cart per carton

CASTER OPTION

Choose from standard caster or optional casters (additional charges apply).

PRODUCT IMAGE	MODEL NUMBER	SIZE (W" x L" x H")	WT (LBS)	STANDARD CASTER	MAX ITEM DIM	TO TRANSPORT	CAPACITY	LIST PRICE
 <p>READY-SET TABLE CART (For 18" W Tables)</p>	HD-REV-TTT-18	30.75 x 55.5 x 74.5	138	5" dia. x 2" W 2 rigid, 2 swivel phenolic	18 x 96	18 x 96 Training Tables	(18) 18" Wide Tables	\$4,450
 <p>READY-SET TABLE CART (For 24" - 30" W Tables)</p>	HD-REV-TTT-30	30.75 x 55.5 x 74.5	124	5" dia. x 2" W 2 rigid, 2 swivel phenolic	30 x 96	24-30 x 96 Training Tables	(12) 24" - 30" Wide Tables	\$4,255
 <p>VERTICAL TABLE CART</p>	HD-REV-VTT	30.375 x 71.5 x 78.5	128	5" dia. x 2" W 2 rigid, 2 swivel phenolic	24 x 72	18-24 x 72 Training Tables	(10) 18" - 24" Wide Tables	\$3,290
	HD-REV-VTT-30	33 x 71.5 x 78.5	132		30 x 96	18-30 x 96 Banquet Tables	(10) 18" - 30" Wide Tables	\$3,290
	HD-BTC72-6	31.5 x 74.5 x 38	76	5" dia. x 2" W 2 rigid, 4 swivel phenolic	30 X 96	30x72 Banquet Tables 18x72 Training Tables	Flat Stack 12 Tables	\$2,525
	HD-BTC96-6	31.5 x 105 x 38	88	5" dia. x 2" W 2 rigid, 2 swivel phenolic	30 X 96	30x96 Banquet Tables 18x96 Training Tables	Flat Stack 12 Tables	\$2,850
	HD-SUD*	30.5 x 40 x 60	93	(2) 10" semi-pneumatic (2) 5" swivel	36 x 72	30x72 Banquet Tables 18x72 Training Tables	Varies by Model Divide 19" by Folded Depth, Round Down (Tight Fit) Subtract 1 (Comfortable Fit)	\$3,080

(Product sold separately)

*HD-SUD can only hold tables up to 72" in length to fit through a standard doorway.




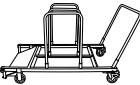
Round & Multi-Purpose Table Transport Carts

FEATURES

- Heavy duty angle or tubular steel frame
- Bolt fastened premium casters
- Black powder coat metal finish
- Packed 1 cart per carton

CASTER OPTION

Choose from standard caster or optional casters (additional charges apply).

PRODUCT IMAGE	MODEL NUMBER	SIZE (W" x L" x H")	WT (LBS)	STANDARD CASTER	CASTER OPTIONS	MAX ITEM DIM	TO TRANSPORT	CAPACITY	LIST PRICE
	HD-RTC	32.75 x 38.5 x 50	63	5" dia. x 2" W high-density polypropylene plate caster 2 rigid, 2 swivel phenolic	5" dia. x 2" W high-density polypropylene plate caster 2 rigid, 2 swivel phenolic; Locking (add \$20 list)	60" Round	Round & Rectangular Tables	Varies by Model: Divide 30" by Folded Depth; Round down (for tight fit) Subtract 1 (for comfortable fit)	\$1,635
	CD-APTC72	41.25 x 75 x 41	149	5" dia. x 2" W 2 rigid, 2 swivel phenolic	6" dia. x 2" W (swivel) 6" dia. x 2" W (locking)	36" x 72"	36x72 Banquet Tables	Flat Stack - 12 Tables Flat Stack - 20 Tables	\$3,070
							18x72 Training Tables Round Tables	Varies by Model: Divide 18" by Folded Depth, Round Down, Multiply by 2 (Tight Fit) Subtract 2 (Comfortable Fit)	
	CD-APTC96	41.25 x 99 x 41	154			36" x 96"	36x96 Banquet Tables 18x96 Training Tables	Flat Stack - 12 Tables Flat Stack - 20 Tables	\$3,105
	HD-DX-RTC	45 W x 84 L	140	5" casters standard, 2 locking		72" Round	Round Tables Only	ROUND TABLES ONLY Varies by Model Divide 18" by Folded Depth, Round Down, Multiply by 2 (Tight Fit) Subtract 2 (Comfortable Fit)	\$4,310
N/A	HD-DX-RTC-N	31 W x 84 L	140	5" casters standard, 2 locking		72" Round	Round Tables Only	Varies by Model Divide 28" by Folded Depth, Round Down (Tight Fit) Subtract 2 (Comfortable Fit)	\$2,630

(Product sold separately)





Cafe Table Transport Carts

FEATURES

- Heavy duty angle or tubular steel frame
- Bolt fastened premium casters
- Black powder coat metal finish
- Packed 1 cart per carton

CASTER OPTION

Choose from standard caster or optional casters (additional charges apply).

PRODUCT IMAGE	MODEL NUMBER	SIZE (W" x L" x H")	WT (LBS)	STANDARD CASTER	CASTER OPTIONS	MAX ITEM DIM	TO TRANSPORT	CAPACITY	LIST PRICE
	HD-CCT30-REV-WB	28.25" x 61.5" x 54.5"	n/a	Two (2) fixed 5" dia casters Two (2) swivel locking 5" dia casters		4040 Square (76.5" from floor)	24-36" Revolution IC Round Square Snap Weighted Bases	20 Tables 40 Columns 20 Bases 12 Tables 24 Columns 12 Weighted Bases	\$2,985
	HD-CCT24	25 x 31 x 72	152	5" dia. x 2" W 4 swivel phenolic	6" dia. x 2" W (swivel) 6" dia. X 2" W (locking)	24" Round	24" Cafe Tables	10 Tables 20 Columns 10 Bases	\$2,930
	HD-CCT30	32 x 36.5 x 72	155			30" Round	30" Cafe Tables	10 Tables 20 Columns 10 Bases	\$2,985
	HD-CCT36	43 x 36.5 x 76	230			36" Round	36" Cafe Tables	12 Tables 24 Columns 12 Bases	\$3,770
	HD-CCT-REV-TB	31 x 45 x 71.5	145	5" dia. x 2" W 2 rigid, 2 swivel phenolic		36" Round	24-36" Revolution IC Round Square Snap	20 Tables 40 Columns 20 Trumpet Bases	\$4,505
	HD-CCT-REV-XB	31 x 45 x 71.5	145	5" dia. x 2" W 2 rigid, 2 swivel phenolic		36" Round	24-36" Revolution IC Round Square Snap	20 Tables 40 Columns 20 X-Bases	\$4,505

(Product sold separately)

SEATING



Müm™ Introduction

FEATURES

- Our award-winning MÜM™ (pronounced Moom) is a collection of seating designed to enable movement while seated.
- Designed to fit a variety of settings from a low coffee table, desk, sit/stand table or counters.
- Light, dark or black* hardwood base color options.
- Choose from a range of fabric options, including COM.
- Lightweight construction for easy movement with leather handle.
- Layered memory foam construction is soft enough for extended seating comfort.
- Textile & Base Color options - see next pages.

BASE STYLES

- Base Height Options: Short, Mid or Tall
- Base Style Options: Flat, Rock or Roll
- Base Color Options: Light, Dark or Black* (all hard wood)
- Tall base styles offer a solution for sit/stand desks and have a slight kick inward for foot comfort.
- Rock base styles offer the opportunity for movement to promote healthy body motion.
- Roll base styles offer easy mobility over a variety of surfaces.
- Please note: Tall Müm™ are not offered in the Roll Base Style.



Müm™ - Short - Flat



Müm™ - Short - Rock



Müm™ - Short - Roll



Müm™ - Mid - Flat



Müm™ - Mid - Rock



Müm™ - Mid - Roll



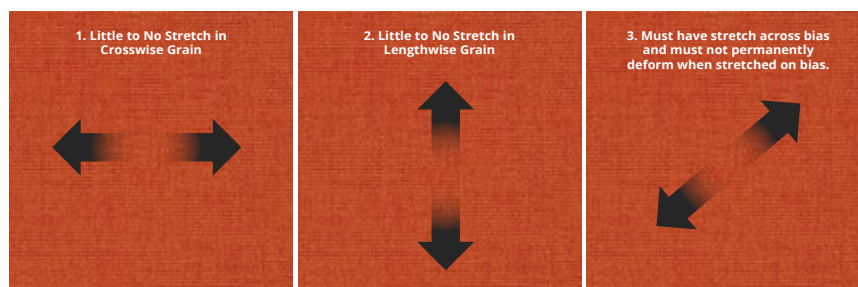
Müm™ - Tall - Flat



Müm™ - Tall - Rock

Müm™ is COM compliant to fit every consumer and designer's space needs. Standard leather handle color must be chosen for COM orders. Please call Customer Service at 1.800.762.0415 before your purchase to test your COM fabric.

The following illustration shows the optimal textile stretch for the application of COM on the Müm™ product. The chosen textile can be woven or knit provided it has the qualities illustrated below.



*Black Bases require a MOQ of 100 ea. on this color base and 20 week delivery lead time.



IMAGE	STYLE	MODEL NUMBER	WEIGHT (LBS)	DIMENSIONS (W"xDia"xH")	LIST PRICE COM/GRADE 1*
	Short - Flat	MUM-LSTBO-COM-###-###	13.5	16.7 x 14.6 x 18.125	\$790
	Short - Rock	MUM-LRKBO-COM-###-###	15.9	16.7 x 14.6 x 18.25	\$790
	Short - Roll	MUM-LROBO-COM-###-###	14	16.7 x 14.6 x 19	\$790
	Mid - Flat	MUM-MSTBO-COM-###-###	19.5	16.7 x 14.6 x 20.125	\$990
	Mid - Rock	MUM-MRKBO-COM-###-###	19	16.7 x 14.6 x 20.25	\$990
	Mid - Roll	MUM-MROBO-COM-###-###	20	16.7 x 14.6 x 21	\$990
	Tall - Flat	MUM-HSTBO-COM-###-###	23	16.7 x 14.6 x 23	\$990
	Tall - Rock	MUM-HRKBO-COM-###-###	28	16.7 x 14.6 x 25	\$990



Build your Müm™ model in 3 easy steps on the next page or explore our online Product Builder: <https://pc.psfurniture.com/>.

TEXTILE GRADE PRICING		Customer's Own Material (C.O.M.) Program
FABRIC GRADE	LIST PRICE ADD-ON	<p>Fabric Requirements for Müm™: 1 yard of fabric</p> <ul style="list-style-type: none"> Müm™ must be sold in quantities of 2 to receive the pricing listed on this page*. If only 1 Müm™ is purchased for a sample, 2 yards of fabric is required. If an odd number of Müm™ is purchased - please call 1.800.762.0415 for a custom quote. <p>Send all COM fabric to: PS Furniture 801 High Street Conneautville, PA Attn: Jan Miller / PS Furniture Acknowledgement #</p>
COM	+ \$0	
GRADE 1	+ \$0	
GRADE 2	+ \$70	
GRADE 3	+ \$90	
GRADE 4	+ \$105	
GRADE 5	+ \$125	

Müm™ Color Options






SAMPLE MODEL #: MUM-LSTBO-

TEXTILE CODE
3-6 LETTERS

HANDLE
HDV

BASE
DWB

1 Choose from either a Fabric or Vinyl Müm Top from these standard options:

1 Müm™ Top: <u>GRADE 1</u> Fabric Standard Options (code is 6 letters/numbers)				
Black (##### = G01BLA)	Gray (##### = G01GRA)	Yellow (##### = G01YEL)	Turquoise (##### = G01TUR)	Burgundy (##### = G01BUR)
				




1 Müm™ Top: <u>GRADE 2</u> 100% Vinyl (Vision Fabrics Midship) Standard Options (code is 4 letters) - Shown on our online Product Builder!							
Red (#### = VMRD)	Royal Blue (#### = VMRB)	Azure (#### = VMAZ)	Hunter Green (#### = VMHG)	Almond (#### = VMAL)	Dark Gray (#### = VM DG)	Brown (#### = VMBR)	Black (#### = VMBL)
							

1 Müm™ Top: <u>GRADE 3</u> Fabric (Knoll Delite) Standard Options (code is 6 letters) - Shown on our online Product Builder!							
Orange (##### = KNDEOR)	Catalina (##### = KNDECA)	Turquoise (##### = KNDE TU)	Green (##### = KNDEGR)	Cinder (##### = KNDECI)	Slate (##### = KNDESL)	Tobacco (##### = KNDE TO)	Charcoal (##### = KNDECH)
							

2 Choose your leather handle color from one of these standard options:

2 Müm™ Handle: Brayton Copenhagen Leather Handle Standard Options* (code is 3 letters)						
Ladybug (### = HLB)	Ultramarine (### = HUM)	Butterscotch (### = HBS)	Dark Chocolate (### = HDC)	Black (### = HBL)	Cashmere (### = HCM)	Dove (### = HDV)
						

3 Choose your wood base color from one of these standard options:

3 Müm™ Base: Wood Color Standard Options (code is 3 letters)		
Light (### = LWB)	Dark (### = DWB)	Black** (### = BWB)
		

*These are the only textile options for the handle.

**Black Bases require a MOQ of 100 ea. on this color base and 20 week delivery lead time.

The NIMA™ Seating Line




PS Furniture is honored to bring to you a family of chairs created by iconic designer Giancarlo Piretti. With the NIMA™ seating line, Giancarlo Piretti shares his gift for blending sumptuous beauty with elegant engineering. NIMA is his latest creation, combining Giancarlo's renowned articulating back with an appearance that can only be described as lovely. PS Furniture's NIMA™ seating line is the culmination of Giancarlo Piretti's patented articulating back mechanism, wrapped in Giancarlo's elegant design.


NIMA FEATURES

- NIMA's patented articulating back mechanism is discrete and minimized, letting the chair's elegance be the design statement.
- NIMA's desk, bar, and counter height seating allow multi-tiered classroom configurations, giving teachers and students better line-of-sight.
- NIMA is an inspiring multipurpose chair that provides exceptional comfort through a sophisticated minimalist aesthetic.
- With 11 available shell colors and 5 different finish options, NIMA can complement any environment.
- NIMA is also available with upholstery options – see page 55.
- Sled base chairs (with or without arms/upholstery) can stack up to 20 high on a dolly.
- Four leg chairs (with or without casters/arms/upholstery) can stack up to 16 high on a dolly.


NIMA™ SHELL COLORS



NIMA™ FRAME FINISHES



NIMA™ ARMREST COLORS



NIMA™ Sled Base Desk Height Chair


FEATURES





- NIMA, by iconic designer Giancarlo Piretti, is designed with a patented articulating back mechanism
- Pivot point of flex design appropriately responds to user movements
- Features a 5/8" O.D. 14-gauge frame that comes in four standard colors or optional chrome base
- Backs and seats are available in either non-upholstered texture molded polypropylene or upholstered foam on shell
- Momentum and CF Stinson fabrics graded in - please go to psfurniture.com for more info in Finish Options and page 55 for graded pricing
- 11 available shell colors and 5 different frame finish options, NIMA can complement any environment
- See frame and shell color option swatches on page 48
- Sled Base Chairs (with or without arms/upholstery) can stack up to 20 high on a dolly or 5-6 high on the floor**.
- Weight Capacity 300 lbs. / Dimensions: H:33" W: 20" D: 21.5"




1	2	3	4	5	6	7	8
Product Code	Upholstery Option	Arm Option	Glide Option	Frame Color	Shell Color	Armrest Color	Fabric Option
???	?	?	?	??	??	??	???



Example Code: FGA + 2 + 0 + 1 + 0H + 0H + 0H + G02 FGA2010H0H0HG02

Description	Nima Base Product Code	Fully Upholstered	With Arms	Plastic Glide	Frame: Nero	Shell: Nero	Armrest: Nero	Fabric: Grade 2	Total List Price								
Price	\$465	+	\$0	+	\$170	+	\$0	+	\$0	+	\$0	+	\$0	+	\$285	=	\$920

1 NIMA™ STYLE	CODE	BASE LIST PRICE
 NIMA Sled Base Desk Height Chair	FGA	\$465

2 UPHOLSTERY OPTIONS	CODE	LIST PRICE ADD-ON
 Non-Upholstered (All Plastic)	0	+ \$0
 Back Only Upholstered (Plastic Seat)	3	+ \$0 Graded Fabric List Price Add-Ons SEE STEP 8 GO TO PAGE 55
 Seat Only Upholstered (Plastic Back)	1	
 Fully Upholstered Seat & Back	2	

3 ARM OPTIONS	CODE	LIST PRICE ADD-ON
 Armless	2	+ \$0
 Armless with Ganging Connector	3	+ \$90
 With Arms	0	+ \$170


4 GLIDE OPTIONS	CODE	LIST PRICE ADD-ON
 Plastic Glide (standard)	1	+ \$0
 Steel Glide	0	+ \$25

5 FRAME COLOR OPTIONS	CODE	LIST PRICE ADD-ON
Ardesia	JH	+ \$0
Argento	JX	+ \$0
Magnesio	BM	+ \$0
Nero	0H	+ \$0
Chrome (sled base only)	05	+ \$40

6 SHELL COLOR OPTIONS	CODE	LIST PRICE ADD-ON
Ardesia	JH	+ \$0
Azzurro	JY	+ \$0
Bianco	JA	+ \$0
Giallo	JF	+ \$0
Lago	JE	+ \$0
Latte	JL	+ \$0
Mela Verde	JW	+ \$0
Nero	0H	+ \$0
Oceano	JB	+ \$0
Piscina	JS	+ \$0
Rosso Ferrari	JK	+ \$0

7 ARMREST & TRIM COLOR OPTIONS (arm chair only)	CODE	LIST PRICE ADD-ON
*Omit for Armless Chairs		
Cool Cement	JU	+ \$0
Nero	0H	+ \$0

8 FABRIC OPTIONS	CODE (3-digit)	LIST PRICE ADD-ON
*Omit for Non-upholstered Chairs	SEE PAGE 55	SEE PAGE 55

SLED CHAIR DOLLY	CODE	FINISH	LIST PRICE
	350100AM0H	Matte Black	\$2,250
Capacity: Up to 20 chairs**			

**Note: Stacking upholstered chairs may lead to impression left in cushions.

NIMA™ Four Leg Desk Height Chair


FEATURES

- NIMA, by iconic designer Giancarlo Piretti, is designed with a patented articulating back mechanism
- Pivot point of flex design appropriately responds to user movements
- Features a 7/8" O.D. 14-gauge frame that comes in four standard colors
- Backs and seats are available in either non-upholstered texture molded polypropylene or upholstered foam on shell
- Momentum and CF Stinson fabrics graded in - please go to psfurniture.com for more info in Finish Options and page 55 for graded pricing
- 11 available shell colors and 4 different frame finish options, NIMA can complement any environment
- See frame and shell color option swatches on page 48
- Four Leg Chairs (with or without casters/arms/upholstery) can stack up to 16 high on a dolly or 5-6 high on the floor**.
- Note: Tablet Arm Chairs are NOT stackable.
- Weight Capacity 300 lbs. / Dimensions: H: 33", W: 20", D: 21.5", Seat Height is 18" (from floor to seat) for 30" height desks



1	2	3	4	5	6	7	8	9
Product Code	Upholstery Option	Arm Option	Glide/Caster	Frame Color	Shell Color	Armrest Color	Tablet Arm Laminate	Fabric Option
???	?	?	?	??	??	??	????-??	???




Example Code: FGD + 2 + 3 + 1 + 0H + 0H + - + 0354-60 + G02 FGD2310H0H0354-60G02

Description	Nima Base Product Code	Fully Upholstered	Left Tablet	Glide	Frame: Nero	Shell: Nero	Armrest: Nero	Designer White	Fabric: Grade 2	Total List Price			
Price	\$465	+	\$0	+	\$415	+	\$0	+	\$0	+	\$285	=	\$1,165

1 NIMA™ STYLE	CODE	BASE LIST PRICE
 NIMA Four Leg Desk Height Chair	FGD	\$465

2 UPHOLSTERY OPTIONS	CODE	LIST PRICE ADD-ON
Non-Upholstered (All Plastic)	0	+ \$0
Back Only Upholstered (Plastic Seat)	3	+ \$0 Graded Fabric List Price Add-Ons SEE STEP 8 GO TO PAGE 55
Seat Only Upholstered (Plastic Back)	1	
Fully Upholstered Seat & Back	2	

3 ARM OPTIONS	CODE	LIST PRICE ADD-ON
 Armless	2	+ \$0
 With Arms	0	+ \$170

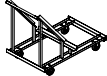
4 GLIDE / CASTER OPTIONS	CODE	LIST PRICE ADD-ON
 Glide	1	+ \$0
 Soft Caster (for hard floors)	2	+ \$0
 Hard Caster (for carpeted floors)	3	+ \$0

5 FRAME COLOR OPTIONS	CODE	LIST PRICE ADD-ON
Ardesia	JH	+ \$0
Argento	JX	+ \$0
Magnesio	BM	+ \$0
Nero	0H	+ \$0

6 SHELL COLOR OPTIONS	CODE	LIST PRICE ADD-ON
Ardesia	JH	+ \$0
Azzurro	JY	+ \$0
Bianco	JA	+ \$0
Giallo	JF	+ \$0
Lago	JE	+ \$0
Latte	JL	+ \$0
Mela Verde	JW	+ \$0
Nero	0H	+ \$0
Oceano	JB	+ \$0
Piscina	JS	+ \$0
Rosso Ferrari	JK	+ \$0

7 ARMREST & TRIM COLOR (arm chair only)	CODE	LIST PRICE ADD-ON
*Omit for Armless and Tablet Arm Chairs		
Cool Cement	JU	+ \$0
Nero	0H	+ \$0

8 FABRIC OPTIONS	CODE (3-digit)	LIST PRICE ADD-ON
*Omit for Non-upholstered Chairs		SEE PAGE 55

4-LEG CHAIR DOLLY	CODE	FINISH	LIST PRICE
	350101AMOH	Matte Black	\$835
Capacity: Up to 16 chairs**			

**Note: Stacking upholstered chairs may lead to impression left in cushions.

NIMA™ Four Leg Counter Height Chair


FEATURES

- NIMA, by iconic designer Giancarlo Piretti, is designed with a patented articulating back mechanism
- Pivot point of flex design appropriately responds to user movements
- Features a 7/8" O.D. 14-gauge frame that comes in four standard colors
- Shipped standard with co-polymer glides
- Backs and seats are available in either non-upholstered texture molded polypropylene or upholstered foam on shell
- Momentum and CF Stinson fabrics graded in - please go to psfurniture.com for more info in Finish Options and page 55 for graded pricing
- 11 available shell colors and 4 different frame finish options, NIMA can complement any environment
- See frame and shell color option swatches on page 48
- Four Leg Counter Height Chairs (with or without arms/upholstery) can stack 5-6 high on the floor**.
- Weight Capacity 300 lbs. / Dimensions: H: 38.5", W: 20", D: 21.5", Seat Height is 23.5" (from floor to seat) for 36" height desks





1	2	3	4	5	6	7
Product Code	Upholstery Option	Arm Option	Frame Color	Shell Color	Armrest Color	Fabric Option
???	?	?	??	??	??	???

Example Code: FGB + 2 + 0 + 0H + 0H + 0H + G02 FGB200H0H0HG02



Description	Nima Base Product Code	Fully Upholstered	With Arms	Frame: Nero	Shell: Nero	Armrest: Nero	Fabric: Grade 2	Total List Price							
Price	\$560	+	\$0	+	\$170	+	\$0	+	\$0	+	\$0	+	\$285	=	\$1,015

1 NIMA™ STYLE	CODE	BASE LIST PRICE
 NIMA Four Leg Counter Height Chair	FGB	\$560

4 FRAME COLOR OPTIONS	CODE	LIST PRICE ADD-ON
Ardesia	JH	+ \$0
Argento	JX	+ \$0
Magnesio	BM	+ \$0
Nero	0H	+ \$0

2 UPHOLSTERY OPTIONS	CODE	LIST PRICE ADD-ON
 Non-Upholstered (All Plastic)	0	+ \$0
 Back Only Upholstered (Plastic Seat)	3	+ \$0 Graded Fabric List Price Add-Ons SEE STEP 7 GO TO PAGE 55
 Seat Only Upholstered (Plastic Back)	1	
 Fully Upholstered Seat & Back	2	

5 SHELL COLOR OPTIONS	CODE	LIST PRICE ADD-ON
Ardesia	JH	+ \$0
Azzurro	JY	+ \$0
Bianco	JA	+ \$0
Giallo	JF	+ \$0
Lago	JE	+ \$0
Latte	JL	+ \$0
Mela Verde	JW	+ \$0
Nero	0H	+ \$0
Oceano	JB	+ \$0
Piscina	JS	+ \$0
Rosso Ferrari	JK	+ \$0

3 ARM OPTIONS	CODE	LIST PRICE ADD-ON
 Armless	2	+ \$0
 With Arms	0	+ \$170

6 ARMREST & TRIM COLOR (arm chair only)	CODE	LIST PRICE ADD-ON
*Omit for Armless Chairs		
Cool Cement	JU	+ \$0
Nero	0H	+ \$0

7 FABRIC OPTIONS	CODE (3-digit)	LIST PRICE ADD-ON
*Omit for Non-upholstered Chairs	SEE PAGE 55	SEE PAGE 55

**Note: Stacking upholstered chairs may lead to impression left in cushions.

NIMA™ Four Leg Bar Height Chair


FEATURES

- NIMA, by iconic designer Giancarlo Piretti, is designed with a patented articulating back mechanism
- Pivot point of flex design appropriately responds to user movements
- Features a 7/8" O.D. 14-gauge frame that comes in four standard colors
- Shipped standard with co-polymer glides
- Backs and seats are available in either non-upholstered texture molded polypropylene or upholstered foam on shell
- Momentum and CF Stinson fabrics graded in - please go to psfurniture.com for more info in Finish Options and page 55 for graded pricing
- 11 available shell colors and 4 different frame finish options, NIMA can complement any environment
- See frame and shell color option swatches on page 48
- Four Leg Bar Height Chairs (with or without arms/upholstery) can stack 5-6 high on the floor**.
- Weight Capacity 300 lbs. / Dimensions: H: 44", W: 20", D: 21.5", Seat Height is 29" (from floor to seat) for 42" height desks





1	2	3	4	5	6	7
Product Code	Upholstery Option	Arm Option	Frame Color	Shell Color	Armrest Color	Fabric Option
???	?	?	??	??	??	???

Example Code: FGC + 2 + 0 + 0H + 0H + 0H + G02 = FGC200H0H0HG02

Description	Nima Base Product Code	Fully Upholstered	With Arms	Frame: Nero	Shell: Nero	Armrest: Nero	Fabric: Grade 2	Total List Price					
Price	\$600	+	\$0	+	\$170	+	\$0	+	\$0	+	\$285	=	\$1,055



1 NIMA™ STYLE	CODE	BASE LIST PRICE
 NIMA Four Leg Bar Height Chair	FGC	\$600

4 FRAME COLOR OPTIONS	CODE	LIST PRICE ADD-ON
Ardesia	JH	+ \$0
Argento	JX	+ \$0
Magnesio	BM	+ \$0
Nero	0H	+ \$0

2 UPHOLSTERY OPTIONS	CODE	LIST PRICE ADD-ON
 Non-Upholstered (All Plastic)	0	+ \$0
 Back Only Upholstered (Plastic Seat)	3	+ \$0 Graded Fabric List Price Add-Ons SEE STEP 7 GO TO PAGE 55
 Seat Only Upholstered (Plastic Back)	1	
 Fully Upholstered Seat & Back	2	

5 SHELL COLOR OPTIONS	CODE	LIST PRICE ADD-ON
Ardesia	JH	+ \$0
Azzurro	JY	+ \$0
Bianco	JA	+ \$0
Giallo	JF	+ \$0
Lago	JE	+ \$0
Latte	JL	+ \$0
Mela Verde	JW	+ \$0
Nero	0H	+ \$0
Oceano	JB	+ \$0
Piscina	JS	+ \$0
Rosso Ferrari	JK	+ \$0

6 ARMREST & TRIM COLOR (arm chair only)	CODE	LIST PRICE ADD-ON
*Omit for Armless Chairs		
Cool Cement	JU	+ \$0
Nero	0H	+ \$0

3 ARM OPTIONS	CODE	LIST PRICE ADD-ON
 Armless	2	+ \$0
 With Arms	0	+ \$170

7 FABRIC OPTIONS	CODE (3-digit)	LIST PRICE ADD-ON
*Omit for Non-upholstered Chairs	SEE PAGE 55	SEE PAGE 55

**Note: Stacking upholstered chairs may lead to impression left in cushions.

NIMA™ Swivel Base Desk Height Chair


FEATURES





- NIMA, by iconic designer Giancarlo Piretti, is designed with a patented articulating back mechanism
- Pivot point of flex design appropriately responds to user movements
- Features a 1" O.D. 14-gauge frame that comes in four standard colors
- Backs and seats are available in either non-upholstered texture molded polypropylene or upholstered foam on shell
- Momentum and CF Stinson fabrics graded in - please go to psfurniture.com for more info in Finish Options and page 55 for graded pricing
- 11 available shell colors and 4 different frame finish options, NIMA can complement any environment
- See frame and shell color option swatches on page 48
- Not stackable
- Weight Capacity 300 lbs. / Dimensions: H:31"-36" W: 20" D: 21.5"



1	2	3	4	5	6	7	8
Product Code	Upholstery Option	Arm Option	Glide/Caster	Frame Color	Shell Color	Armrest Color	Fabric Option
???	?	?	?	??	??	??	???

Example Code: FGE + 2 + 0 + 1 + 0H + 0H + 0H + G02 FGE2010H0H0HG02





Description	Nima Base Product Code	Fully Upholstered	With Arms	Glide	Frame: Nero	Shell: Nero	Armrest: Nero	Fabric: Grade 2	Total List Price						
Price	\$745	+	\$0	+	\$170	+	\$0	+	\$0	+	\$0	+	\$285	=	\$1,200

1 NIMA™ STYLE	CODE	BASE LIST PRICE
 NIMA Swivel Base Desk Height Chair	FGE	\$745

2 UPHOLSTERY OPTIONS	CODE	LIST PRICE ADD-ON
 Non-Upholstered (All Plastic)	0	+ \$0
 Back Only Upholstered (Plastic Seat)	3	+ \$0 Graded Fabric List Price Add-Ons SEE STEP 8 GO TO PAGE 55
 Seat Only Upholstered (Plastic Back)	1	
 Fully Upholstered Seat & Back	2	

3 ARM OPTIONS	CODE	LIST PRICE ADD-ON
 Armless	2	+ \$0
 With Arms	0	+ \$170

NOTE: Please contact us regarding different height cylinders to meet specific seat height requirements.

4 GLIDE / CASTER OPTIONS	IMAGE	CODE	LIST PRICE ADD-ON
Glide		1	+ \$0
Soft Caster (for hard floors)		2	+ \$0
Hard Caster (for carpeted floors)		3	+ \$0
Soft Caster w/ Brake (for hard floors)		4	+ \$5

5 FRAME COLOR OPTIONS	CODE	LIST PRICE ADD-ON
Ardesia	JH	+ \$0
Argento	JX	+ \$0
Magnesio	BM	+ \$0
Nero	0H	+ \$0

6 SHELL COLOR OPTIONS	CODE	LIST PRICE ADD-ON
Ardesia	JH	+ \$0
Azzurro	JY	+ \$0
Bianco	JA	+ \$0
Giallo	JF	+ \$0
Lago	JE	+ \$0
Latte	JL	+ \$0
Mela Verde	JW	+ \$0
Nero	0H	+ \$0
Oceano	JB	+ \$0
Piscina	JS	+ \$0
Rosso Ferrari	JK	+ \$0

7 ARMREST & TRIM COLOR (arm chair only)	CODE	LIST PRICE ADD-ON
*Omit for Armless Chairs		
Cool Cement	JU	+ \$0
Nero	0H	+ \$0

8 FABRIC OPTIONS	CODE (3-digit)	LIST PRICE ADD-ON
*Omit for Non-upholstered Chairs		
	SEE PAGE 55	SEE PAGE 55

NIMA™ Swivel Base Stool


FEATURES





- NIMA, by iconic designer Giancarlo Piretti, is designed with a patented articulating back mechanism
- Pivot point of flex design appropriately responds to user movements
- Features a 1" O.D. 14-gauge frame that comes in four standard colors and resting foot ring comes standard above base
- Backs and seats are available in either non-upholstered texture molded polypropylene or upholstered foam on shell
- Momentum and CF Stinson fabrics graded in - please go to psfurniture.com for more info in Finish Options and page 55 for graded pricing
- 11 available shell colors and 4 different frame finish options, NIMA can complement any environment
- See frame and shell color option swatches on page 48
- Not stackable
- Weight Capacity 300 lbs. / Dimensions: H:37"-48" W: 20" D: 21.5"



1	2	3	4	5	6	7	8
Product Code	Upholstery Option	Arm Option	Glide/Caster	Frame Color	Shell Color	Armrest Color	Fabric Option
???	?	?	?	??	??	??	???





Example Code: FGF + 2 + 0 + 1 + 0H + 0H + 0H + G02 FGF2010H0H0HG02

Description	Nima Base Product Code	Fully Upholstered	With Arms	Glide	Frame: Nero	Shell: Nero	Armrest: Nero	Fabric: Grade 2	Total List Price						
Price	\$880	+	\$0	+	\$170	+	\$0	+	\$0	+	\$0	+	\$285	=	\$1,335

1 NIMA™ STYLE	CODE	BASE LIST PRICE
 NIMA Swivel Base Stool	FGF	\$880

2 UPHOLSTERY OPTIONS	CODE	LIST PRICE ADD-ON
 Non-Upholstered (All Plastic)	0	+\$0
 Back Only Upholstered (Plastic Seat)	3	+\$0 Graded Fabric List Price Add-Ons SEE STEP 8 GO TO PAGE 55
 Seat Only Upholstered (Plastic Back)	1	
 Fully Upholstered Seat & Back	2	

3 ARM OPTIONS	CODE	LIST PRICE ADD-ON
 Armless	2	+\$0
 With Arms	0	+\$170

4 GLIDE / CASTER OPTIONS	IMAGE	CODE	LIST PRICE ADD-ON
Glide		1	+\$0
Soft Caster (for hard floors)		2	+\$0
Hard Caster (for carpeted floors)		3	+\$0
Soft Caster w/ Brake (for hard floors)		4	+\$5

5 FRAME COLOR OPTIONS	CODE	LIST PRICE ADD-ON
Ardesia	JH	+\$0
Argento	JX	+\$0
Magnesio	BM	+\$0
Nero	0H	+\$0

6 SHELL COLOR OPTIONS	CODE	LIST PRICE ADD-ON
Ardesia	JH	+\$0
Azzurro	JY	+\$0
Bianco	JA	+\$0
Giallo	JF	+\$0
Lago	JE	+\$0
Latte	JL	+\$0
Mela Verde	JW	+\$0
Nero	0H	+\$0
Oceano	JB	+\$0
Piscina	JS	+\$0
Rosso Ferrari	JK	+\$0

7 ARMREST & TRIM COLOR (arm chair only)	CODE	LIST PRICE ADD-ON
*Omit for Armless Chairs		
Cool Cement	JU	+\$0
Nero	0H	+\$0

8 FABRIC OPTIONS	CODE (3-digit)	LIST PRICE ADD-ON
*Omit for Non-upholstered Chairs		
	SEE PAGE 55	SEE PAGE 55

NIMA™ Fabric Information

PS Furniture offers a comprehensive fabric and finish program including Grades 1-5 options, as well as C.O.M. This multi-faceted program provides one of the most comprehensive fabric and finish palettes on the market today. We have graded in all Momentum and CF Sinson fabrics. Please go to psfurniture.com to look at all the graded fabrics in Finish Options, Seating. Please call us for any fabric you'd like to use on your NIMA™ chairs.



Seat Only Upholstered
(Plastic Back)



Fully Upholstered
Seat & Back

SEAT ONLY UPHOLSTERED FABRIC GRADE PRICING		
FABRIC GRADE	CODE	LIST PRICE ADD-ON
COM	COM	+ \$85
GRADE 1	G01	+ \$95
GRADE 2	G02	+ \$135
GRADE 3	G03	+ \$150
GRADE 4	G04	+ \$165
GRADE 5	G05	+ \$175

FULLY UPHOLSTERED SEAT & BACK FABRIC GRADE PRICING		
FABRIC GRADE	CODE	LIST PRICE ADD-ON
COM	COM	+ \$150
GRADE 1	G01	+ \$165
GRADE 2	G02	+ \$205
GRADE 3	G03	+ \$215
GRADE 4	G04	+ \$230
GRADE 5	G05	+ \$245

Customer's Own Material (C.O.M.) Program	
<p>Send all COM fabric to:</p> <p>PS Furniture 801 High Street Conneautville, PA Attn: Jan Miller / PS Furniture Acknowledgement #</p>	<p>NIMA™ Fabric Requirements:</p> <p>Seat Only Upholstered = .75 yards each Fully Upholstered Seat & Back = .75 yards each</p>




Build your NIMA™ Chair model # in 7 easy steps on our online Product Builder: <https://pc.psfurniture.com/>.

The Acton® Seating Line

ACTON® STACKER FEATURES

- Distinctive Z-shaped design
- Integral Arms - Define space for high-density seating and provide added comfort.
- Seat and Backrest - Textured surfaces hide fingerprints, small scratches and are easily replaced.
- Waterfall Seat - Front Support behind knees without cutting off circulation.
- Floating Backrest - Cantilever design provides lumbar support.
- Safety and Durability - Acton Stacker Chairs meet or exceed all applicable ANSI/BIFMA test standards.
- Upholstered Chairs - Upholstery can be replaced.
- Acton Dolly - With our optional dolly you can stack and roll your Acton chairs.
- Dolly Capacity: Non-Upholstered Chairs = 25 / Upholstered Chairs = 16 (stacking upholstered chairs may lead to impression left in cushions)
- Without the dolly, Acton Chairs can be stacked six high on the floor.

Acton Stacker Armless Model



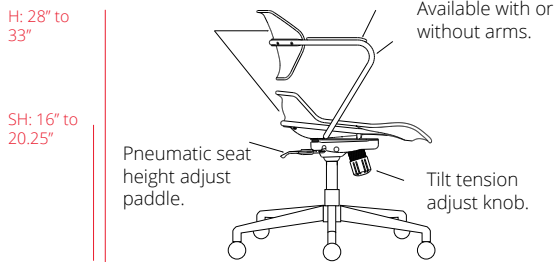
Acton Stacker Arm Model



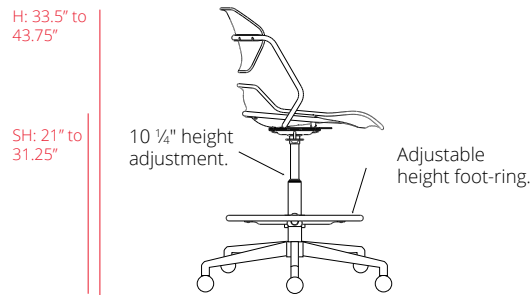
ACTON® CASTER BASE TASK CHAIR & TASK STOOL FEATURES

- Pneumatic Seat Height Adjustment - activated by a conveniently located paddle at the side of the chair.
- Tilt Tension - adjustable with the tension adjustment knob located below the front of the seat (Task Chair Only).
- Five Star Base - Black textured base resists marring.
- Knocked-Down Shipping - Chairs are shipped KD as standard.
- Safety and Durability - The Acton Caster Base Chairs meet or exceed all applicable ANSI/BIFMA test standards.
- Dimensions: H:28"-33" SW:20" SD:21 1/2" SH:16"-20 1/4" AH:9 1/4" / Weight Capacity: 300 lbs.

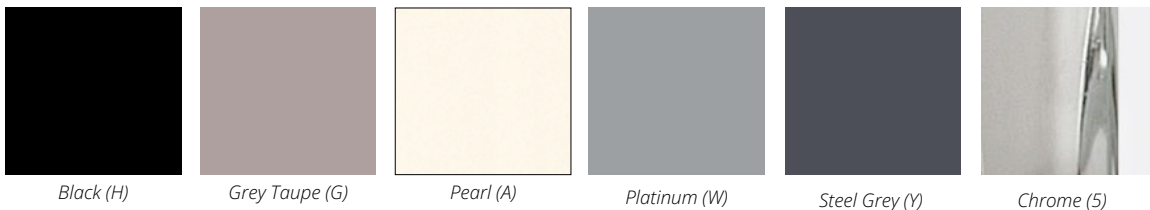
Acton Task Chair




Acton Task Stool



ACTON® FRAME FINISHES



ACTON® SHELL COLORS



Acton Stacker® - Armless Model


FEATURES

- Reinforced tubular frames come in chrome or standard textured powder coat finishes listed below
- Sculptured seat and back are designed to provide overall body comfort and superior back support
- Available in either non-upholstered textured polypropylene (colors listed below) or upholstered ½" foam on polypropylene shell
- Chairs are shipped standard with high-density copolymer glides for use on carpeted and hard floor surfaces
- Momentum and CF Stinson fabrics graded in - please go to psfurniture.com for more info in Finish Options and page 61 for graded pricing
- Welded steel ganging attachments ensure straight rows and are permanently affixed to frame
- See frame and shell color option swatches on page 56
- Dimensions: W:20" D:21 1/2" H:30 1/2" SH:17" / Weight Capacity: 300 lbs.




1	2	3	4	5	6	7	8
Product Code	Upholstery Option	Arm Option	Glide Option	Frame Option	Frame Color	Shell Color	Fabric Option
??	?	?	?	?	?	?	???

Example Code: AC + 1 + 2 + 1 + 0 + H H + G02 = AC1210HHG02

Description	Acton Base Product Code	Fully Upholstered	Standard Armless	Standard Plastic Glide	Standard Frame	Black	Black	Fabric: Grade 2	Total List Price				
Price	\$275	+	\$0	+	\$0	+	\$0	- \$35	- \$30	+	\$235	=	\$445

1 ACTON® STYLE	CODE	BASE LIST PRICE
 Acton Stacker Armless Model	AC	\$275 (add options with codes below)

6 FRAME COLOR OPTIONS	CODE	LIST PRICE ADD-ON
Black	H	- \$35 (deduct)
Grey Taupe	G	+ \$0
Pearl	A	+ \$0
Platinum	W	+ \$0
Steel Grey	Y	+ \$0
Chrome	5	+ \$20

2 UPHOLSTERY OPTIONS	CODE	LIST PRICE ADD-ON
 Non-Upholstered (All Plastic)	0	+ \$0
 Seat Only Upholstered (Plastic Back)	P	+ \$0 Graded Fabric List Price Add-Ons SEE STEP 8 GO TO PAGE 61
 Fully Upholstered Seat & Back	1	

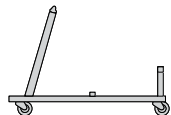
7 SHELL COLOR OPTIONS	CODE	LIST PRICE ADD-ON
Black	H	- \$30 (deduct)
Aqua	J	+ \$0
Dark Burgundy	3	+ \$0
Grey Taupe	G	+ \$0
Leaf	B	+ \$0
Navy	U	+ \$0
Pearl	A	+ \$0
Platinum	W	+ \$0
Pomegranate	8	+ \$0
Sky	N	+ \$0
Steel Grey	Y	+ \$0

3 ARM OPTION	CODE	LIST PRICE ADD-ON
Standard Armless	2	+ \$0

8 FABRIC OPTIONS	CODE (3-digit)	LIST PRICE ADD-ON
Omit for Non-upholstered Chairs	SEE PAGE 61	SEE PAGE 61

4 GLIDE OPTIONS	CODE	LIST PRICE ADD-ON
Standard Plastic Glide	2	+ \$0
Steel Glide	0	+ \$0

5 FRAME OPTIONS	CODE	LIST PRICE ADD-ON
Standard Frame	0	+ \$0
Ganging Connectors	2	+ \$20

SLED CHAIR DOLLY	CODE	LIST PRICE
	869400041	\$545
Capacity: • Non-Upholstered: up to 25 chairs • Upholstered*: up to 16 chairs		

*Stacking upholstered chairs may lead to impression left in cushions.

Acton Stacker® - Arm Model


FEATURES

- Reinforced tubular frames come in chrome or standard textured powder coat finishes listed below
- Sculptured seat and back are designed to provide overall body comfort and superior back support
- Available in either non-upholstered textured polypropylene (colors listed below) or upholstered ½" foam on polypropylene shell
- Chairs are shipped standard with high-density copolymer glides for use on carpeted and hard floor surfaces
- Momentum and CF Stinson fabrics graded in - please go to psfurniture.com for more info in Finish Options and page 61 for graded pricing
- Optional Arm Caps come in textured molded matching color plastic (cannot be field installed)
- Welded steel ganging attachments ensure straight rows and are permanently affixed to frame
- See frame and shell color option swatches on page 56
- Dimensions: W:20" D:21 1/2" H:30 1/2" SH:17" AH:9 1/4" / Weight Capacity: 300 lbs.




1	2	3	4	5	6	7	8
Product Code	Upholstery Option	Arm Option	Glide Option	Frame Option	Frame Color	Shell Color	Fabric Option
??	?	?	?	?	?	?	???

Example Code: AC + 1 + 0 + 1 + 0 + H H + G02 = AC1010HHG02

Description	Acton Base Product Code	Fully Upholstered	Standard Arms	Standard Plastic Glide	Standard Frame	Black	Black	Fabric: Grade 2	Total List Price				
Price	\$280	+	\$0	+	\$0	+	\$0	- \$35	- \$30	+	\$235	=	\$450

1 ACTON® STYLE	CODE	BASE LIST PRICE
 Acton Stacker Arm Model	AC	\$280 (add options with codes below)

6 FRAME COLOR OPTIONS	CODE	LIST PRICE ADD-ON
Black	H	- \$35 (deduct)
Grey Taupe	G	+ \$0
Pearl	A	+ \$0
Platinum	W	+ \$0
Steel Grey	Y	+ \$0
Chrome	5	+ \$20

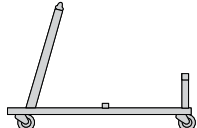
2 UPHOLSTERY OPTIONS	CODE	LIST PRICE ADD-ON
 Non-Upholstered (All Plastic)	0	+ \$0
 Seat Only Upholstered (Plastic Back)	P	+ \$0 Graded Fabric List Price Add-Ons SEE STEP 8 GO TO PAGE 61
 Fully Upholstered Seat & Back	1	

7 SHELL COLOR OPTIONS	CODE	LIST PRICE ADD-ON
Black	H	- \$30 (deduct)
Aqua	J	+ \$0
Dark Burgundy	3	+ \$0
Grey Taupe	G	+ \$0
Leaf	B	+ \$0
Navy	U	+ \$0
Pearl	A	+ \$0
Platinum	W	+ \$0
Pomegranate	8	+ \$0
Sky	N	+ \$0
Steel Grey	Y	+ \$0

3 ARM OPTION	CODE	LIST PRICE ADD-ON
Standard Arms	0	+ \$0
Arms with Arm Caps	1	+ \$60

8 FABRIC OPTIONS	CODE (3-digit)	LIST PRICE ADD-ON
Omit for Non-upholstered Chairs	SEE PAGE 61	SEE PAGE 61

4 GLIDE OPTIONS	CODE	LIST PRICE ADD-ON
Standard Plastic Glide	2	+ \$0
Steel Glide	0	+ \$0

SLED CHAIR DOLLY	CODE	LIST PRICE
	869400041	\$545
Capacity:		
• Non-Upholstered: up to 25 chairs		
• Upholstered*: up to 16 chairs		

5 FRAME OPTIONS	CODE	LIST PRICE ADD-ON
Standard Frame	0	+ \$0
Ganging Connectors	2	+ \$20

*Stacking upholstered chairs may lead to impression left in cushions.

Acton® Caster Base Task Chair


FEATURES




- Well-dimensioned for ergonomic performance with an advanced passive task seating design
- Reinforced tubular frames come in chrome or standard textured powder coat finishes listed below
- Contoured seat and back offer just the right angles and curves to promote body circulation for prolonged sitting comfort
- Available in either non-upholstered textured polypropylene (colors listed below) or upholstered ½" foam on polypropylene shell
- Optional Arm Caps come in textured molded matching color plastic (cannot be field installed)
- Momentum and CF Stinson fabrics graded in - please go to psfurniture.com for more info in Finish Options and page 61 for graded pricing
- See frame and shell color option swatches on page 56
- Dimensions: H:28"-33" SW:20" SD:21 1/2" SH:16"-20 1/4" AH:9 1/4" / Weight Capacity: 300 lbs.

1	2	3	4	5	6	7	8	9
Product Code	Upholstery Option	Arm Option	Frame Option	Glide/Caster	Base Color	Frame Color	Shell Color	Fabric Option
??	?	?	???	?	?	?	?	???

Example Code: AB + 1 + 0 + 5A1 + 3 + H + H + H + G02 = AB105A13HHHG02





Description	Acton Base Product Code	Fully Upholstered	Arms	Caster Base	Hard Caster	Black Only	Black	Black	Fabric: Grade 2	Total List Price							
Price	\$460	+	\$0	+	\$5	+	\$0	+	\$0	-	\$30	-	\$30	+	\$235	=	\$640

1 ACTON® STYLE	CODE	BASE LIST PRICE
 Acton Caster Base Task Chair	AB	\$460 (add options with codes below)

2 UPHOLSTERY OPTIONS	CODE	LIST PRICE ADD-ON
 Non-Upholstered (All Plastic)	0	+ \$0
 Seat Only Upholstered (Plastic Back)	P	+ \$0 Graded Fabric List Price Add-Ons SEE STEP 9 GO TO PAGE 61
 Fully Upholstered Seat & Back	1	

3 ARM OPTIONS	CODE	LIST PRICE ADD-ON
Armless	2	+ \$0
Arms	0	+ \$5
Arms with Arm caps	1	+ \$65

4 FRAME / BASE OPTION	CODE	LIST PRICE ADD-ON
Caster Base	5A1	+ \$0

5 GLIDE / CASTER OPTIONS	IMAGE	CODE	LIST PRICE ADD-ON
Glide		1	+ \$0
Soft Caster (for hard floors)		2	+ \$0
Hard Caster (for carpeted floors)		3	+ \$0
Soft Caster w/ Brake (for hard floors)		4	+ \$5

6 BASE COLOR	CODE	LIST PRICE ADD-ON
Black (Standard)	H	+ \$0

7 FRAME COLOR OPTIONS	CODE	LIST PRICE ADD-ON
Black	H	- \$30 (deduct)
Grey Taupe	G	+ \$0
Pearl	A	+ \$0
Platinum	W	+ \$0
Steel Grey	Y	+ \$0
Chrome	5	+ \$20

8 SHELL COLOR OPTIONS	CODE	LIST PRICE ADD-ON
Black	H	- \$30 (deduct)
Aqua	J	+ \$0
Dark Burgundy	3	+ \$0
Grey Taupe	G	+ \$0
Leaf	B	+ \$0
Navy	U	+ \$0
Pearl	A	+ \$0
Platinum	W	+ \$0
Pomegranate	8	+ \$0
Sky	N	+ \$0
Steel Grey	Y	+ \$0

9 FABRIC OPTIONS	CODE (3-digit)	LIST PRICE ADD-ON
Omit for Non-upholstered Chairs	SEE PAGE 61	SEE PAGE 61

NOTE: Please contact us regarding different height cylinders to meet specific seat height requirements.

Acton® Caster Base Task Stool








FEATURES

- This versatile stool's extended 10% height range means it can double as a task chair
- Well-dimensioned for ergonomic performance with an advanced passive task seating design
- Reinforced tubular frames come in chrome or standard textured powder coat finishes listed below
- Contoured seat and back offer just the right angles and curves to promote body circulation for prolonged sitting comfort
- Available in either non-upholstered textured polypropylene (colors listed below) or upholstered ½" foam on polypropylene shell
- Optional Arm Caps come in textured molded matching color plastic (cannot be field installed)
- Momentum and CF Stinson fabrics graded in - please go to psfurniture.com for more info in Finish Options and page 61 for graded pricing
- See frame and shell color option swatches on page 56
- Dimensions: H:33 1/2"-43 3/4" SW:20" SD:21 1/2" SH:21"-31 1/4" AH:9 1/4" / Weight Capacity: 300 lbs.

1	2	3	4	5	6	7	8	9
Product Code	Upholstery Option	Arm Option	Frame Option	Glide/Caster	Base Color	Frame Color	Shell Color	Fabric Option
??	?	?	???	?	?	?	?	???

Example Code: AS + 1 + 0 + 6A1 + 1 + H + H + H + G02 = AS106A11HHHG02

Description	Acton Base Product Code	Fully Upholstered	Arms	Caster Stool Ring	Hard Caster	Black Only	Black	Black	Fabric: Grade 2	Total List Price							
Price	\$565	+	\$0	+	\$5	+	\$0	+	\$0	-	\$30	-	\$30	+	\$235	=	\$745

1 ACTON® STYLE	CODE	BASE LIST PRICE	
 Acton Caster Base Task Stool	AS	\$565 (add options with codes below)	
2 UPHOLSTERY OPTIONS	CODE	LIST PRICE ADD-ON	
 Non-Upholstered (All Plastic)	0	+ \$0	
 Seat Only Upholstered (Plastic Back)	P	+ \$0 Graded Fabric List Price Add-Ons SEE STEP 9 GO TO PAGE 61	
 Fully Upholstered Seat & Back	1		
3 ARM OPTIONS	CODE	LIST PRICE ADD-ON	
Armless	2	+ \$0	
Arms	0	+ \$5	
Arms with Arm caps	1	+ \$65	
4 FRAME / BASE OPTION	CODE	LIST PRICE ADD-ON	
Caster Base	6A1	+ \$0	
5 GLIDE / CASTER OPTIONS	IMAGE	CODE	LIST PRICE ADD-ON
Glide		1	+ \$0
Soft Caster (for hard floors)		2	+ \$0
Hard Caster (for carpeted floors)		3	+ \$0
Soft Caster w/ Brake (for hard floors)		4	+ \$5

6 BASE COLOR	CODE	LIST PRICE ADD-ON
Black (Standard)	H	+ \$0
7 FRAME COLOR OPTIONS	CODE	LIST PRICE ADD-ON
Black	H	- \$30 (deduct)
Grey Taupe	G	+ \$0
Pearl	A	+ \$0
Platinum	W	+ \$0
Steel Grey	Y	+ \$0
Chrome	5	+ \$20
8 SHELL COLOR OPTIONS	CODE	LIST PRICE ADD-ON
Black	H	- \$30 (deduct)
Aqua	J	+ \$0
Dark Burgundy	3	+ \$0
Grey Taupe	G	+ \$0
Leaf	B	+ \$0
Navy	U	+ \$0
Pearl	A	+ \$0
Platinum	W	+ \$0
Pomegranate	8	+ \$0
Sky	N	+ \$0
Steel Grey	Y	+ \$0
9 FABRIC OPTIONS	CODE (3-digit)	LIST PRICE ADD-ON
Omit for Non-upholstered Chairs	SEE PAGE 61	SEE PAGE 61

Acton® Fabric Information

PS Furniture offers a comprehensive fabric and finish program including Grades 1-5 options, as well as C.O.M. This multi-faceted program provides one of the most comprehensive fabric and finish palettes on the market today. We have graded in all Momentum and CF Sinson fabrics. Please go to psfurniture.com to look at all the graded fabrics in Finish Options, Seating. Please call us for any fabric you'd like to use on your Acton® chairs.



Seat Only Upholstered
(Plastic Back)



Fully Upholstered
Seat & Back

SEAT ONLY UPHOLSTERED FABRIC GRADE PRICING		
FABRIC GRADE	CODE	LIST PRICE ADD-ON
COM	COM	+ \$100
GRADE 1	G01	+ \$115
GRADE 2	G02	+ \$160
GRADE 3	G03	+ \$175
GRADE 4	G04	+ \$190
GRADE 5	G05	+ \$205

FULLY UPHOLSTERED SEAT & BACK FABRIC GRADE PRICING		
FABRIC GRADE	CODE	LIST PRICE ADD-ON
COM	COM	+ \$175
GRADE 1	G01	+ \$190
GRADE 2	G02	+ \$235
GRADE 3	G03	+ \$250
GRADE 4	G04	+ \$260
GRADE 5	G05	+ \$275

Customer's Own Material (C.O.M.) Orders	
<p>Send all COM fabric to:</p> <p>PS Furniture 801 High Street Conneautville, PA Attn: Jan Miller / PS Furniture Acknowledgement #</p>	<p>Acton® Fabric Requirements:</p> <p>Seat Only Upholstered = .81 yards each Fully Upholstered Seat & Back = .81 yards each</p>

**ADD YOUR UNIVERSITY / SCHOOL / BUSINESS LOGO
TO YOUR ACTON CHAIRS!**
Ask us about Custom Embroidered Logos - please call for a custom quote.



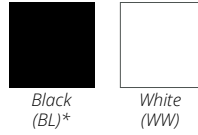
Build your Acton Chair model # in 8 easy steps on our online Product Builder: <https://pc.psfurniture.com/>.

PremierComfort® (Model PC500) Sled Stacking Chairs

FEATURES

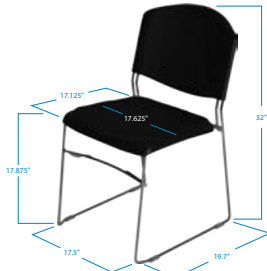
- Durable polypropylene seat and back
- Generous dimensions
- Weight capacity 300lbs.
- Strong 7/16" diameter steel wire frame
- Optional integral frame ganging
- Textile options available - call for a custom quote!
- Ask us about logo stamping!
- Order qty - minimum 300 chairs for special colors

COLORS:




Build & Explore your options on our Product Builder website: <https://pc.psfurniture.com/>

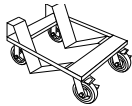
* Black is the only in-stock color we offer. Please call for availability on White.



PC500 - Plastic Seat & Solid Back (shown)

SPECIAL COLORS:



STYLE	MODEL NUMBER	DESCRIPTION	WEIGHT (LBS)	LIST PRICE
PC500 - Solid Back (Plastic Seat & Back)	PC500-CH-##-S	Chrome Frame & Solid Back Available in QSP (see below)	14.3	\$238
PC500 - Solid Back w/ Ganging (Plastic Seat & Back)	PC500-CH-##-S-G	Chrome Frame & Solid Back Integral Frame Ganging	14.3	\$263
 Dolly	HD-SSD	Model PC500 stack 30 high	50	\$1,275
Parts				
PC500 Solid Black Seat Back	PC-S-BL-BK	Sold in QTY 1	n/a	\$55
PC500 Solid Black Seat	PC-S-SEAT-BL	Sold in QTY 1	n/a	\$55
Replacement Translucent Feet	PC-FEET	Sold in QTY 1	n/a	\$5



Logo Stamping
Call for custom quote!



Integral Frame Ganging



PC500 with Integral Frame Ganging



Transport System
HD-SSD

Classic Event Chairs (C450)




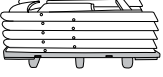
FEATURES

- Black or White Color Options
- Manufactured with exclusive bi-component molding technology
- Maintenance-free
- Weight limit: 300 lbs.

Build & Explore your options on our Product Builder website: <https://pc.psfurniture.com/>

ORDER QUANTITY

MOQ: 25 C450 Chairs (5 per case); MOQ: 10 C450-Pallets

STYLE	MODEL NUMBER	SPECIAL NOTES	FRAME	COLOR	WEIGHT (LBS)	LIST PRICE
Model C450 	C450WHPD		L-Shape	White	10	\$165
	C450BLP		L-Shape	Black	10	\$170
	C450-Pallet	CAPACITY 25 C450 CHAIRS	DIMENSIONS: 18 x 36.25 x 4.25	Black	4	\$200
Replacement Seat Pad (Sold as Box of 25)	C450-SNAPBL	BOX OF 25 SEAT PADS	C450 or C440	Black	n/a	\$885
	C450-SNAPWH		C450 or C440	White	n/a	\$885

EventXpress™ Folding Chairs

FEATURES

- 18 gauge steel frame
- Steel reinforced seat connection
- Oversized rivets for added strength
- Weight limit: 275lbs.


STANDARD COLORS



White / White Black / Black Brown / Neutral Bone / Neutral

ORDER QUANTITY

- Standard Colors: Minimum 24 chairs (6 per case)
- Custom Colors: Minimum 300 chairs
- Please call for more details on Custom Colors, including options & pricing.
- Custom Color payment terms: 100% paid at time of order.

STYLE	MODEL NUMBER	COLOR (SEAT+BACK / FRAME+FEET)	SPECIAL NOTES	WEIGHT (LBS)	LIST PRICE
C600 Folding Chair 	C600WWH/WH	White / White		7.1	\$80
	C600BLK/BL	Black / Black			
	C600BRW/NE	Brown / Neutral			
	C600BNE/NE	Bone / Neutral			
C600 Extra Parts (Box QTY)					
C600 Chair Backs (QTY 10)	C600-BACK	Specify Color	MOQ = box		\$145
C600 Chair Feet Caps (QTY 100)	C600-CAPS	Specify Color	MOQ = box		\$135
C600 Ganging Clip (QTY 50)	C600-CLIP		MOQ = box		\$280

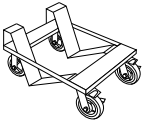
Stacking/Folding Chair Transport Carts


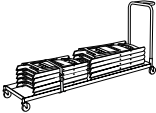
FEATURES

- Heavy duty angle or tubular steel frame
- Bolt fastened premium casters
- Black powder coat metal finish
- Packed 1 cart per carton

CASTER OPTION

Choose from standard caster or optional casters (additional charges apply).

PRODUCT IMAGE	MODEL NUMBER	SIZE (W" x L" x H")	WEIGHT (LBS)	STANDARD CASTER	TO TRANSPORT	CAPACITY	LIST PRICE
	HD-SSD	19.5 x 25.25 x 14.5	50	Rubber tread 6" x 1.5"; (2) locking, (2) fixed	PC500 PC501	30 Chairs 25 Chairs	\$1,275

PRODUCT IMAGE	MODEL NUMBER	SIZE (W" x L" x H")	WEIGHT (LBS)	STANDARD CASTER	CASTER OPTIONS	MAX ITEM DIM	TO TRANSPORT	CAPACITY	LIST PRICE
	PCC-100	20 x 46 x 40	30	4" x 1.25" - 2 rigid, 2 swivel		42.5" L x 17.75" W	C440 / C450 C600	25 Chairs 50 Chairs	\$1,030
	PCC-200	20 x 90 x 40	42	4" x 1.25" - 2 rigid, 2 swivel	5" dia. x 2" W	42.5" L x 17.75" W	C440 / C450 C600	50 Chairs 100 Chairs	\$1,140



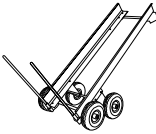


Folding Chair Transport Carts

FEATURES

- Heavy duty angle or tubular steel frame
- Bolt fastened premium casters
- Black powder coat metal finish
- Packed 1 cart per carton

CASTER OPTION

Choose from standard caster or optional casters (additional charges apply).

PRODUCT IMAGE	MODEL NUMBER	SPECIAL NOTES	SIZE (W" x L" x H")	WEIGHT (LBS)	STANDARD CASTER	TO TRANSPORT	CAPACITY	LIST PRICE
	HD-PME		29 x 32 x 61	56	8" semi-pneumatic	C450 Pallet C600 Pallet	25 C440 / C450 Chairs 50 C600 Chairs 50 C650 Chairs	\$1,975
	HD-PMD		29.5 x 41 x 64	68	10" semi-pneumatic	C450 Pallet C600 Pallet	25 C440 / C450 Chairs 50 C600 Chairs	\$2,960
	HD-ATC	pt	29W x 60H	67	10" solid urethane	C600 (grass) C600 (cement) C450	40 Chairs 50 Chairs 25 Chairs	\$2,630
	C600-Pallet		18.5 x 39 x 4	4	n/a	C600	50 Chairs	\$345
	C450-Pallet	Black Only	18 x 36.25 x 4.25	4	n/a	C450	25 Chairs	\$200
	C600-COVER		20 x 40 x 53	6	n/a	C600	50 Chairs	\$425
	C450-COVER			5	n/a	C450	25 Chairs	\$425
	HD-RATCHET STRAP							\$120

pt - When ordering pallet to transport C440/450 Classic Event Chairs, order C450-Pallet. Note: Pallets sold separately from all carts.

PS Furniture Warranty

PS Furniture warrants that its products shall be free from defects in original material and workmanship for a specific period of time (see table below) from the original ship date. This warranty shall not apply to normal wear and tear or in the event products are damaged as a result of misuse, abuse, vandalism, neglect, accident, improper application and modification or repair by persons not authorized by PS Furniture. The warranty will not apply to product components (i.e. fabric, electrical, etc.) if the number of years exceeds that in which our suppliers offer for warranty. PS Furniture reserves the right, at its' discretion, to repair or replace any defects. Any repair or replacement must be approved in advance by PS Furniture before any action is taken. Regardless of when notified, changes or cancellation are not binding upon PS Furniture until PS Furniture issues a written acknowledgment of the change or cancellation. Under no circumstances will changes or cancellations be accepted on any custom fabric, special order or custom product orders. There are no implied warranties of fitness or merchantability, and there are no other express warranties beyond the warranties expressed here.

PRODUCT	YEARS UNDER WARRANTY
TABLES	
REVOLUTION SHIELD® FLIP-TOP TABLES WITH AMULET™ BALLISTIC BARRIER*	10
REVOLUTION® TABLES & PACKAGES	10
ROLLERS™ / LAMINATE TOP (PLYWOOD CORE)	10
ABS / POLYLITE® / RESILIENT® PREMIUM TABLES	10
SCISSOR TABLE™(mechanism)	5
PLYWOOD CORE TABLES	5
PERFORMANCE LAMINATE	1
SEATING	
NIMA™ / ACTON	see next page
PREMIERCOMFORT® SLED STACKING CHAIRS (PC500)	10
MUM** / CLASSIC EVENT CHAIRS (C440/C450)	5
EVENTXPRESS™ CHAIRS (C600)	5
TRANSPORT CARTS	
ALL TRANSPORT CARTS	10
RENTAL	
ALL PRODUCTS SOLD FOR RENTAL USE	1

*REVOLUTION SHIELD® FLIP-TOP TABLES WITH AMULET™ BALLISTIC BARRIER is patent-pending. See page 22 for more information on liability for this product and visit our website.

**One (1) year warranty for fabric on all Müm™ products; One (1) year warranty for casters on Müm™ Roll Bottom and Müm™ Mid Roll Bottom.

Acton® / NIMA™ / Signature Series™ Warranty Information

The following warranty applies to the original purchaser of PS Furniture products sold in North America. Products shall be free from defect in material workmanship and specification, under conditions of normal use* and maintenance, for a period of one year (labor and materials). An extended warranty (for replacement of materials only) applies to the products noted below, for the applicable warranty period specified below. If such a defect causes failure of the product or a portion of the product, PS Furniture at its option and in its sole discretion will either repair or replace the defective product.

- 10 YEARS:
- Pneumatic cylinders for Office seating
 - Office Seating structural components
 - Acton / NIMA / Signature chairs used in Office, Educational and Healthcare environments
 - Component parts of operating mechanisms used in Office and Educational Seating
 - Casters for Office Seating
- 3 YEARS:
- Fabrics**, wood, laminates and other surface finishes
- 1 YEAR:
- Fabrics on Auditorium, Stadium, Arena, and Amusement applications
 - Acton / NIMA / Signature chairs used in Auditorium, Stadium, Arena or Amusement environments
 - Custom design, non-catalog, and specialmade products
 - Component parts of operating mechanisms used in Auditorium, Stadium, or Amusement

ENVIRONMENTS:

This warranty is the original purchaser's exclusive remedy for product defect and does not apply to:

- In-transit damage caused by a carrier
- Products altered or modified by the user
- User attached accessories
- Products not installed in accordance with PS Furniture installation/application instructions
- Customers own material and leather
- Natural variations occurring in wood and leather shall not be considered defects, and PS

Furniture does not guarantee the color fastness or matching of the colors, grains or textures of such materials.

*Normal use refers to single shift, commercial use for a standard 40 hour work week.

** 3 year fabric warranty on all applications other than Auditorium, Stadium, Arena, and Amusement

THERE ARE NO OTHER WARRANTIES EXCEPT AS EXPRESSLY STATED ABOVE WHETHER EXPRESSED OR IMPLIED INCLUDING BUT NOT LIMITED TO ANY WARRANTY OF MERCHANTABILITY OR FITNESS FOR ANY PARTICULAR PURPOSE. PS FURNITURE SHALL NOT BE LIABLE FOR CONSEQUENTIAL OR INCIDENTAL DAMAGE ARISING FROM ANY PRODUCT DEFECT.

2024 PS FURNITURE PRICE LIST



 psfurniture
Furniture For Flexible Spaces

1.800.762.0415 | psfurniture.com ©JAN2024