







Revolution® Table Tops

FEATURES

- Patented lightweight composite table top core
- Poured, seamless urethane MAXX Edge® prevents food and bacteria collection
- MAXX Edge® available in two styles - Eased (radius edge) and Linear (90° flat edge)
- High-pressure laminate surface
- Revolution® Tables = 1.5" top
- Revolution® Cafe Tables = 1.187" top
- Any Revolution® with Edge Band (vs. MAXX Edge®) = 1.25" top
- Revolution® Table Tops can be purchased separately as a stand-alone product.

STYLE	PANEL SIZE (W" x L" x dia")	MODEL NUMBER	WEIGHT (LBS)	LIST PRICE
TRAINING 	18 x 60	REV-1860MXE####-TOP	16	\$1,283
	18 x 72	REV-1872MXE####-TOP	19	\$1,367
	18 x 96	REV-1896MXE####-TOP	27	\$1,558
	24 x 60	REV-2460MXE####-TOP	20	\$1,367
BANQUET 	24 x 72	REV-2472MXE####-TOP	24	\$1,436
	24 x 84	REV-2484MXE####-TOP	27	\$1,659
	24 x 96	REV-2496MXE####-TOP	30	\$1,659
	30 x 48	REV-3048MXE####-TOP	21	\$1,410
	30 x 60	REV-3060MXE####-TOP	25	\$1,473
	30 x 72	REV-3072MXE####-TOP	27	\$1,601
	30 x 96	REV-3096MXE####-TOP	36	\$1,701
	36 x 72	REV-3672MXE####-TOP	35	\$1,367
ROUND 	24RD	REV-24RDMXE#-###	8	\$721
	30RD	REV-30RDMXE#-###	10	\$779
	36RD	REV-36RDMXE#-###	10	\$880
	54RD	REV-54RDMXE####-TOP	30	\$1,548
	60RD	REV-60RDMXE####-TOP	33	\$1,691
	24RD IC	REV-24RDMXE#IC-###	7	\$843
	30RD IC	REV-30RDMXE#IC-###	9	\$875
	36RD IC	REV-36RDMXE#IC-###	12	\$996
SNAP 	SNAP	REV-36HXMXE#-###	10	\$806
	SNAP IC	REV-36HXMXE#IC-###	10.4	\$959
SQUARE 	30SQ	REV-3030MXE#-###	12	\$906
	36SQ	REV-3636MXE#-###	14	\$986
	40SQ	REV-4040MXE#-###	21.4	\$1,108
	30SQ IC	REV-3030MXE#IC-###	12	\$1,028
	36SQ IC	REV-3636MXE#IC-###	14	\$1,108
TRAPEZOID 	26 x 60	REV-26TZMXE####-TOP	16	\$1,458

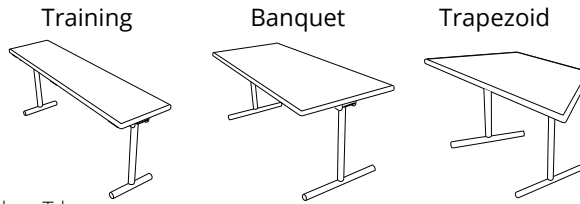
Revolution® T-Leg

STEP 1 - SELECT A TABLE MODEL

Revolution® Folding T-Leg

FEATURES

- Patented lightweight composite table top core
 - Positive-locking folding T-legs
 - Recessed wheels & adjustable levelers are standard on T-legs
 - MAXX Edge® (seamless, poured urethane) available in two styles - Eased (radius edge) and Linear* (90° flat edge)
 - High-pressure laminate surface
 - Silver Soldering available for \$150 List add on
- * Linear MAXX Edge® is only available on certain sizes - please call for availability!*



STYLE	MODEL NUMBER	SPECIAL NOTES	SIZE (W" x L" x H")	WEIGHT (LBS)	LIST PRICE
Training	REV1860MXE####-T####		18 x 60 x 30	29	\$1,632
	REV1872MXE####-T####	h	18 x 72 x 30	32	\$1,696
	REV1896MXE####-T####	h	18 x 96 x 30	40	\$1,855
	REV2460MXE####-T####		24 x 60 x 30	33.8	\$1,807
	REV2472MXE####-T####	h	24 x 72 x 30	37.8	\$1,860
	REV2484MXE####-T####	h	24 x 84 x 30	40	\$1,897
	REV2496MXE####-T####	h	24 x 96 x 30	43.8	\$1,977
Banquet	REV3048MXE####-T####		30 x 48 x 30	36	\$1,855
	REV3060MXE####-T####		30 x 60 x 30	40	\$1,860
	REV3072MXE####-T####	h	30 x 72 x 30	42	\$1,876
	REV3096MXE####-T####	h	30 x 96 x 30	51	\$2,009
	REV3672MXE####-T####		36 x 72 x 30	48	\$1,998
	REV3696MXE####-T####		36 x 96 x 30	50	\$2,152
Trapezoid	REV30TZMXE####-T####		26 x 60 x 30	29.8	\$1,813

h - Handle available for convenient carrying.

Revolution® Flip-Top T-Leg

FEATURES

- Positive-locking flip top secures table top vertically & horizontally
 - Includes locking swivel casters as standard (SC)
 - Nesting base allows for extra-compact storage
 - MAXX Edge® (seamless, poured urethane) available in two styles - Eased (radius edge) and Linear* (90° flat edge)
 - High-pressure laminate surface
 - Shipped knocked down; assembly required
 - Silver Soldering available for \$150 List add on
- * Linear MAXX Edge® is only available on certain sizes - please call for availability!*

STYLE	MODEL NUMBER	SPECIAL NOTES	SIZE (W" x L" x H")	WEIGHT (LBS)	LIST PRICE
Training	REVFT1860MXE####-T##SC		18 x 60 x 30	39.3	\$2,094
	REVFT1872MXE####-T##SC		18 x 72 x 30	43.6	\$2,173
	REVFT1896MXE####-T##SC		18 x 96 x 30	52.9	\$2,332
	REVFT2460MXE####-T##SC		24 x 60 x 30	44.1	\$2,221
	REVFT2472MXE####-T##SC		24 x 72 x 30	49.4	\$2,290
	REVFT2484MXE####-T##SC		24 x 84 x 30	50.3	\$2,337
	REVFT2496MXE####-T##SC		24 x 96 x 30	56.7	\$2,369
Banquet	REVFT3048MXE####-T##SC		30 x 48 x 30	45	\$2,173
	REVFT3060MXE####-T##SC		30 x 60 x 30	50.3	\$2,253
	REVFT3072MXE####-T##SC		30 x 72 x 30	53.6	\$2,417
	REVFT3096MXE####-T##SC		30 x 96 x 30	63.9	\$2,502
	REVFT3672MXE####-T##SC		36 x 72 x 30	58	\$1,988
	REVFT3696MXE####-T##SC		36 x 96 x 30	60	\$2,147
Trapezoid	REVFT30TZMXE####-T##SC		26 x 60 x 30	38.8	\$2,258

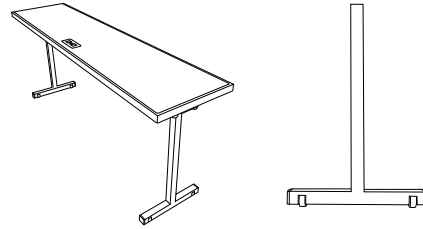
Revolution® Linear T-Leg

STEP 1 - SELECT A TABLE MODEL

Revolution® Folding Linear T-Leg

FEATURES

- Patented lightweight composite table top core
- Positive-locking folding Linear T-legs
- Recessed wheels & adjustable levelers are standard on Linear T-legs
- MAXX Edge® (seamless, poured urethane) available in two styles - Eased (radius edge) and Linear* (90° flat edge)
- High-pressure laminate surface



* Linear MAXX Edge® is only available on certain sizes - please call for availability!

STYLE	MODEL NUMBER	SPECIAL NOTES	SIZE (W" x L" x H")	WEIGHT (LBS)	LIST PRICE
Training	REV1860MXE#####-SQT####		18 x 60 x 30	29	\$1,652
	REV1872MXE#####-SQT####	h	18 x 72 x 30	32	\$1,717
	REV1896MXE#####-SQT####	h	18 x 96 x 30	40	\$1,877
	REV2460MXE#####-SQT####		24 x 60 x 30	33.8	\$1,830
	REV2472MXE#####-SQT####	h	24 x 72 x 30	37.8	\$1,884
	REV2484MXE#####-SQT####	h	24 x 84 x 30	40	\$1,922
	REV2496MXE#####-SQT####	h	24 x 96 x 30	43.8	\$2,003
Banquet	REV3048MXE#####-SQT####		30 x 48 x 30	36	\$1,882
	REV3060MXE#####-SQT####		30 x 60 x 30	40	\$1,888
	REV3072MXE#####-SQT####	h	30 x 72 x 30	42	\$1,905
	REV3096MXE#####-SQT####	h	30 x 96 x 30	51	\$2,039
Trapezoid	REV30TZMXE#####-SQT####		26 x 60 x 30	29.8	\$1,846

h - Handle available for convenient carrying.

Revolution® Flip-Top Linear T-Leg

FEATURES

- Positive-locking flip top secures table top vertically & horizontally
- Includes locking swivel casters as standard (SC)
- Nesting base allows for extra-compact storage
- MAXX Edge® (seamless, poured urethane) available in two styles - Eased (radius edge) and Linear* (90° flat edge)
- High-pressure laminate surface
- Shipped knocked down; assembly required

* Linear MAXX Edge® is only available on certain sizes - please call for availability!

STYLE	MODEL NUMBER	SPECIAL NOTES	SIZE (W" x L" x H")	WEIGHT (LBS)	LIST PRICE
Training	REVFT1860MXE#####-SQT##SC		18 x 60 x 30	39.3	\$2,114
	REVFT1872MXE#####-SQT##SC		18 x 72 x 30	43.6	\$2,193
	REVFT1896MXE#####-SQT##SC		18 x 96 x 30	52.9	\$2,352
	REVFT2460MXE#####-SQT##SC		24 x 60 x 30	44.1	\$2,241
	REVFT2472MXE#####-SQT##SC		24 x 72 x 30	49.4	\$2,310
	REVFT2484MXE#####-SQT##SC		24 x 84 x 30	50.3	\$2,357
	REVFT2496MXE#####-SQT##SC		24 x 96 x 30	56.7	\$2,389
Banquet	REVFT3048MXE#####-SQT##SC		30 x 48 x 30	45	\$2,193
	REVFT3060MXE#####-SQT##SC		30 x 60 x 30	50.3	\$2,273
	REVFT3072MXE#####-SQT##SC		30 x 72 x 30	53.6	\$2,437
	REVFT3096MXE#####-SQT##SC		30 x 96 x 30	63.9	\$2,522
Trapezoid	REVFT30TZMXE#####-SQT##SC		26 x 60 x 30	38.8	\$2,278

Revolution® Arched T-Leg

STEP 1 - SELECT A TABLE MODEL

Revolution® Folding Arched T-Leg

FEATURES

- Patented lightweight composite table top core
- Positive-locking folding arched legs
- Recessed wheels & adjustable levelers are standard on arched legs
- MAXX Edge® (seamless, poured urethane) available in two styles - Eased (radius edge) and Linear* (90° flat edge)
- High-pressure laminate surface
- Fixed-Leg also available; legs ship knock-down; installation required; deduct cost \$200/table off list price

* Linear MAXX Edge® is only available on certain sizes - please call for availability!



STYLE	MODEL NUMBER	SPECIAL NOTES	SIZE (W" x L" x H")	WEIGHT (LBS)	LIST PRICE
Training	REV2460MXE####-A####		24 x 60 x 30	33.8	\$1,855
	REV2472MXE####-A####	h	24 x 72 x 30	37.8	\$1,935
	REV2484MXE####-A####		24 x 84 x 30	40	\$1,966
	REV2496MXE####-A####	h	24 x 96 x 30	43.8	\$2,019
Banquet	REV3048MXE####-A####		30 x 48 x 30	36	\$1,850
	REV3060MXE####-A####		30 x 60 x 30	40	\$1,897
	REV3072MXE####-A####	h	30 x 72 x 30	42	\$1,972
	REV3096MXE####-A####	h	30 x 96 x 30	51	\$2,088
	REV3672MXE####-A####		36 x 72 x 30	48	\$2,115
	REV3696MXE####-A####		36 x 96 x 30	50	\$2,263
Trapezoid	REV30TZMXE####-A####		26 x 60 x 30	30	\$1,897

h - Handle available for convenient carrying.

Revolution® Flip-Top Arched T-Leg

FEATURES

- Patented lightweight composite table top core
- Positive-locking flip top secures table top vertically & horizontally
- Includes locking swivel casters as standard
- Nesting base allows for extra-compact storage
- MAXX Edge® (seamless, poured urethane) available in two styles - Eased (radius edge) and Linear* (90° flat edge)
- High-pressure laminate surface
- Shipped knocked down; assembly required

* Linear MAXX Edge® is only available on certain sizes - please call for availability!

STYLE	MODEL NUMBER	SPECIAL NOTES	SIZE (W" x L" x H")	WEIGHT (LBS)	LIST PRICE
Training	REVFT2460MXE####-A##SC		24 x 60 x 30	44.1	\$2,306
	REVFT2472MXE####-A##SC		24 x 72 x 30	49.4	\$2,353
	REVFT2484MXE####-A##SC		24 x 84 x 30	50.3	\$2,374
	REVFT2496MXE####-A##SC		24 x 96 x 30	56.7	\$2,454
Banquet	REVFT3048MXE####-A##SC		30 x 48 x 30	45	\$2,258
	REVFT3060MXE####-A##SC		30 x 60 x 30	50.3	\$2,327
	REVFT3072MXE####-A##SC		30 x 72 x 30	53.6	\$2,449
	REVFT3096MXE####-A##SC		30 x 96 x 30	63.9	\$2,586
	REVFT3692MXE####-A##SC		36 x 72 x 30	58	\$2,470
	REVFT3696MXE####-A##SC		36 x 96 x 30	60	\$2,528
Trapezoid	REVFT30TZMXE####-A##SC		26 x 60 x 30	38.8	\$2,348

Revolution® Folding Square-Leg

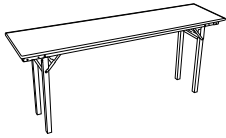
STEP 1 - SELECT A TABLE MODEL

Revolution® Folding Square-Leg

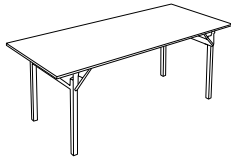
FEATURES

- Patented lightweight composite table top core
- Square steel folding legs (1.5") come standard with fixed feet/caps and black epoxy powdercoat finish
- MAXX Edge® (seamless, poured urethane) available in two styles - Eased (radius edge) and Linear* (90° flat edge)
- High-pressure laminate surface

Training



Banquet



Round



Square

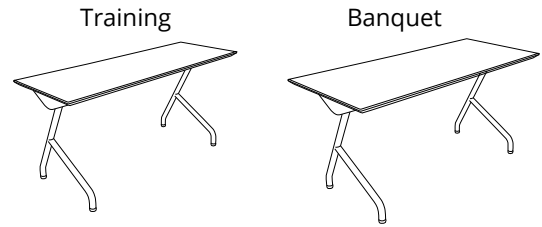


STYLE	MODEL NUMBER	SPECIAL NOTES	SIZE (W" x L" x H")	WEIGHT (LBS)	LIST PRICE
Training	REV1860MXE####-SQ##		18 x 60 x 30	36	\$1,336
	REV1872MXE####-SQ##		18 x 72 x 30	44	\$1,426
	REV1896MXE####-SQ##		18 x 96 x 30	56	\$1,617
	REV2460MXE####-SQ##		24 x 60 x 30	40	\$1,500
	REV2472MXE####-SQ##		24 x 72 x 30	50.5	\$1,574
	REV2484MXE####-SQ##		24 x 84 x 30	47	\$1,654
	REV2496MXE####-SQ##		24 x 96 x 30	60.5	\$1,696
Banquet	REV3048MXE####-SQ##		30 x 48 x 30	39	\$1,193
	REV3060MXE####-SQ##		30 x 60 x 30	45	\$1,214
	REV3072MXE####-SQ##		30 x 72 x 30	55	\$1,691
	REV3096MXE####-SQ##		30 x 96 x 30	68	\$1,818
	REV3672MXE####-SQ##		36 x 72 x 30	55	\$1,728
	REV3696MXE####-SQ##		36 x 96 x 30	57	\$1,855
Round	REV30RDMXE####-SQ##		30 dia x 30	26	\$1,002
	REV36RDMXE####-SQ##		36 dia x 30	30	\$1,034
	REV54RDMXE####-SQ##		54 dia x 30	55	\$1,892
	REV60RDMXE####-SQ##		60 dia x 30	56.6	\$2,162
Square	REV3030MXE####-SQ##		30 x 30 x 30	29	\$1,044
	REV3636MXE####-SQ##		36 x 36 x 30	34	\$1,129
	REV4040MXE####-SQ##		40 x 40 x 30	37.4	\$1,495
Trapezoid	REV30TZMXE####-SQ##		26 x 60 x 30	36	\$1,601
Serpentine	REV5X10SPMXE####-SQ##	h	5ft x 10ft	53	\$1,744

* Linear MAXX Edge® is only available on certain sizes - please call for availability!

STEP 1 - SELECT A TABLE MODEL

Revolution® Folding Y-Leg



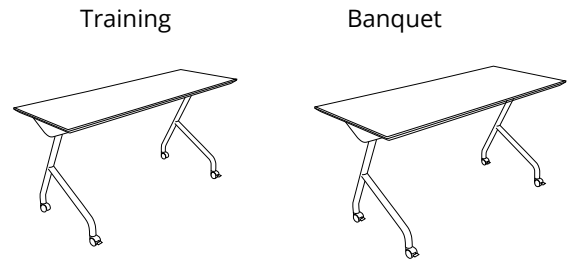
FEATURES

- Patented lightweight composite table top core
- High-pressure laminate surface
- MAXX Edge® (seamless, poured urethane) available in two styles - Eased (radius edge) and Linear* (90° flat edge)
- Smooth, gliding casters with brakes are optional add-on for \$85
- Modesty Panel available

* Linear MAXX Edge® is only available on certain sizes - please call for availability!

STYLE	MODEL NUMBER	SIZE (W" x L" x H")	WEIGHT (LBS)	LIST PRICE
Training	REV2460MXE####-Y####	24 x 60 x 30	33.8	\$2,078
	REV2472MXE####-Y####	24 x 72 x 30	37.8	\$2,136
	REV2484MXE####-Y####	24 x 84 x 30	40	\$2,194
	REV2496MXE####-Y####	24 x 96 x 30	43.8	\$2,226
Banquet	REV3048MXE####-Y####	30 x 48 x 30	36	\$2,009
	REV3060MXE####-Y####	30 x 60 x 30	40	\$2,125
	REV3072MXE####-Y####	30 x 72 x 30	42	\$2,194
	REV3096MXE####-Y####	30 x 96 x 30	51	\$2,343

Revolution® Flip-Top Y-Leg



FEATURES

- Patented lightweight composite table top core
- Positive-locking flip top secures table top vertically & horizontally
- High-pressure laminate surface
- MAXX Edge® (seamless, poured urethane) available in two styles - Eased (radius edge) and Linear* (90° flat edge)
- Smooth, gliding casters with brakes offer roll-away convenience
- Modesty Panel available

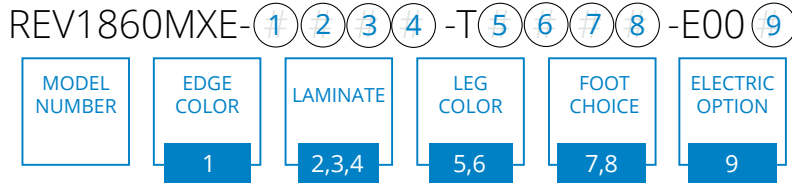
* Linear MAXX Edge® is only available on certain sizes - please call for availability!

















STYLE	MODEL NUMBER	SIZE (W" x L" x H")	WEIGHT (LBS)	LIST PRICE
Training	REVFT2460MXE####-Y##SC	24 x 60 x 30	33.8	\$2,369
	REVFT2472MXE####-Y##SC	24 x 72 x 30	37.8	\$2,433
	REVFT2484MXE####-Y##SC	24 x 84 x 30	40	\$2,438
	REVFT2496MXE####-Y##SC	24 x 96 x 30	43.8	\$2,465
Banquet	REVFT3048MXE####-Y##SC	30 x 48 x 30	36	\$2,321
	REVFT3060MXE####-Y##SC	30 x 60 x 30	40	\$2,433
	REVFT3072MXE####-Y##SC	30 x 72 x 30	42	\$2,512
	REVFT3096MXE####-Y##SC	30 x 96 x 30	51	\$2,608

Revolution® Options

STEP 2 - SELECT YOUR TABLE OPTIONS

To select your table options and complete your product code start with your Revolution® Table Model Number. Fill in each “#” based on options selected below. Example:



OPTION	DESCRIPTION	ADD TO MODEL NUMBER	ADD-ON LIST PRICE
1 MAXX EDGE® COLOR	 Opal (O)  Graphite (G)  Pewter (P)  Charcoal (C)  Black (B)	O for Opal G for Graphite P for Pewter C for Charcoal B for Black	\$0
2,3,4 LAMINATE	See page 25 for our Wilsonart® color suggestions		\$0 (standard*)
5,6 LEG COLOR	 Black (B)	B for Black	\$0 (standard)
	 Wheat (W)  Graphite (G)  Carbon (CB)	W for Wheat G for Graphite CB for Carbon	\$27
	 White (WH)  Platinum (PT)  Pewter (PE)  Charcoal (CC)	WH for White PT for Platinum PE for Pewter CC for Charcoal	\$42
	 Black Wrinkle (BW)	BW for Black Wrinkle	\$85
	 Brushed Nickel (BN)**	BN for Brushed Nickel	\$249
	 Polished Chrome (CH)	CH for Chrome	\$297
7,8 FOOT CHOICE***	Fixed Feet on both legs	FF for Fixed Feet	\$0
	Leveler (adjustable) on both legs	LL for Leveler	\$0
	Wheels (recessed) on one side, Fixed Feet on other side	WF for Wheels/Fixed Feet	\$0
	Wheels (recessed) on one side, Leveler (adjustable) on other side	WL for Wheels/Leveler	\$0
	Swivel casters on both legs	SC for Swivel Casters	\$90
9 POWER OPTIONS	See Page 17		
EXTRAS:	Please add extra part model # to the end of the product code (ex: -H)		
CARRYING HANDLE****	Add a handle for ease of transport (must be factory-installed)	(APPEND MODEL #) -H for Carrying Handle	\$37
GANGING	Connect tables together (must be factory-installed)	(APPEND MODEL #) -G for Ganging	\$127
LEG SOLDERNG	Precision Seam Soldering availbe for Standard T-Legs only	(APPEND MODEL #) -SS for Silver Solder	\$159

* Standard Laminates are offered at \$0 add on to list price. See page 25 for upcharges for non-standard laminates.

** This leg color is available in standard T-Legs only - Not Arched T-Legs.

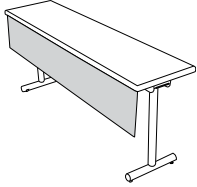
*** Leave Foot Choice (7,8) blank for Folding Square-Leg models - only available in standard leg cap. Standard Foot Choice (7,8) for Flip Top (T-Leg & Arched-Leg) models is Swivel Casters (SC) and is \$0 add-on to list price of table.

**** Carrying Handle only available on select sized tables. Please see special notes section on previous product pages for sizes.

Revolution® Modesty Panel & Carts

STEP 3 - ADD A MODESTY PANEL

To add a modesty panel, choose the model number below according to the table size you have chosen and include your laminate finish to complete the model number. Example:



REV-TT-1860-**1****2****3**

MODEL NUMBER

LAMINATE*
1,2,3

FIXED FOLDING MODESTY PANELS

For Revolution® Folding T-Leg, Folding Arched-Leg, Flip Top T-Leg and Flip Top Arched-Leg table models

TABLE SIZE	MODEL NUMBER	SIZE (W" x L")	LIST PRICE
18x60	REV-TT-1860-###	7.25 x 59	\$413
18x72	REV-TT-1872-###	7.25 x 71	\$429
18x96	REV-TT-1896-###	7.25 x 95	\$451
24x60	REV-TT-2460-###	7.625 x 59	\$440
24x72	REV-TT-2472-###	7.625 x 71	\$445
24x84	REV-TT-2484-###	7.625 x 83	\$461
24x96	REV-TT-2496-###	7.625 x 95	\$466
30x48	REV-TT-3048-###	9.25 x 47	\$413
30x60	REV-TT-3060-###	9.25 x 59	\$451
30x72	REV-TT-3072-###	9.25 x 71	\$456
30x96	REV-TT-3096-###	9.25 x 95	\$477

REMOVABLE MODESTY PANELS

For Revolution® Folding Square-Leg table models

TABLE SIZE	MODEL NUMBER	SIZE (W" x L")	LIST PRICE
18x60	REV-TT-1860-REM-###	9.25 x 59	\$307
18x72	REV-TT-1872-REM-###	9.25 x 71	\$313
18x96	REV-TT-1896-REM-###	9.25 x 95	\$318
24x60	REV-TT-2460-REM-###	9.25 x 59	\$313
24x72	REV-TT-2472-REM-###	9.25 x 71	\$318
24x84	REV-TT-2484-REM-###	9.25 x 83	\$323
24x96	REV-TT-2496-REM-###	9.25 x 95	\$334
30x48	REV-TT-3048-REM-###	9.25 x 47	\$313
30x60	REV-TT-3060-REM-###	9.25 x 59	\$318
30x72	REV-TT-3072-REM-###	9.25 x 71	\$323
30x96	REV-TT-3096-REM-###	9.25 x 95	\$334

Notes: Modesty panels on ganging-equipped tables are 5" shorter than listed to clear the ganging studs. Additional lead time is required for modesty panels. ADD G on the end of the part number for ganged tables.

*See laminate suggestions on page 25

STEP 4 - SELECT A TRANSPORTATION SOLUTION

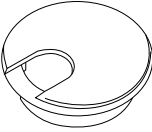
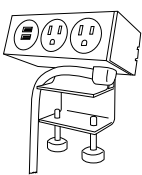
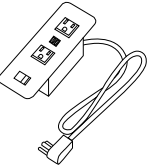
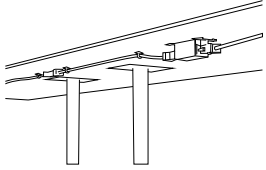

STYLE	MODEL NUMBER	SIZE (W" x L" x H")	STANDARD CASTER	CAPACITY	LIST PRICE
	HD-REV-TTT-18	30.75 x 55.5 x 74.5	5" dia. x 2" W 2 rigid, 2 swivel phenolic	(18) 18" Wide Tables	\$3,130
	HD-REV-TTT-30	30.75 x 55.5 x 74.5		(12) 24" - 30" Wide Tables	\$2,995
	HD-REV-VTT	30.375 x 71.5 x 78.5	5" dia. x 2" W 2 rigid, 2 swivel phenolic	(10) 18" - 24" Wide Tables	\$2,315
	HD-REV-VTT-30	33 x 71.5 x 78.5		(10) 18" - 30" Wide Tables	\$2,315

Revolution® Power Options

PRODUCT CODE CONFIGURATION: REV3072MXEBGNB-TBWF-E~~XXX~~

- APPLICABLE TABLES:
- Revolution® Folding T-Leg
 - Revolution® Folding Square-leg
 - Revolution® Folding Arched T-Leg
 - Revolution® Flip Top T-Leg
 - Revolution® Flip Top Arched T-Leg
 - MAXX Edge® Laminate Folding Tables
 - Laminate Folding tables

- APPLICABLE SIZES:
- Training Tables: 18x60, 18x72, 18x96, 24x60, 24x72, 24x96
 - Banquet Tables: 30x48, 30x60, 60x72, 30x96

PRODUCT	MODEL NUMBER	FEATURES	DESCRIPTION	LIST PRICE
 <p>Grommet</p>	-E001B	<ul style="list-style-type: none"> • Black • The cost includes a wood block inside the REV panel and/or the extra cut in a wood panel • Mockett XG3 Matte black inner liner and cap • 3.5" OD • 2.812" ID • 3" hole 	This is a hole in the table with a black plastic insert and cover.	\$53
 <p>Clamp on power unit with cord</p>	-E002_2P2U	<ul style="list-style-type: none"> • ECA Seclusion Series • 2 power, 2 USB • Black or White 	This unit can clamp on the top or bottom of the table. The 72" cord with plug is attached to the power unit.	\$546
 <p>Flush top mounted power unit with a fixed cord and plug (Fixed)</p>	-E003_2P2U	<ul style="list-style-type: none"> • 2 power, 2 USB • Black, White or Silver • COV-2U-B-108 • 1.5" thick top bracket (if required) • Mockett wire manager (WM22) 24" 	These units are permanently attached to the table and have a power cord that plugs into the wall outlet.	\$684
 <p>Flush top mounted power unit with Daisy Link to run the units together in a series (daisy chain)</p>	-E005_2P2U	<ul style="list-style-type: none"> • 2 power, 2 USB • Black, White, Silver or Aluminum • COV-2U-41-B60SK • Ten (10) tables maximum hooked in a series • Starter cable – required to connect to the electric outlet. One (1) per group of tables • Alligator Anchors (4) four per table (Fastenal 50945) 	Flush top mounted power unit with the ability to daisy chain the tables together. These units are permanently attached to the table and have conduit between each power unit that connects to another table. The final connection to the wall is with a dedicated power cord from the last table into the wall outlet (called a starter cable). The starter cable is NOT included (and that you should look below for starter cable costs.	\$843
<p>Plug-In Starter Cable for Above Unit</p>	E-4220AP1-72	<ul style="list-style-type: none"> • Plug-in Starter Cable for Daisy Chain Units (72" Cord) 	1 of these is needed for each mine of tables being connected to an outlet.	\$265
<p>Hardwired Starter Cable for Above Unit</p>	E-425B2-72	<ul style="list-style-type: none"> • Hardwired Starter Cable for Daisy Chain Units (72" Cord) 	1 of these is needed for each mine of tables being connected to an outlet.	\$180
 <p>Power Shere unit with 4 Power. Two (2) 10' Cords</p>	-E006B4P	<ul style="list-style-type: none"> • 4 Power • Black • Two (2) 10' Power Cords • BE02210-F02-120 	These units are permanently attached to the table and have 2 power cords that plugs into the wall outlet.	\$504