







Revolution® Table Tops

FEATURES

- Patented lightweight composite table top core
- Poured, seamless urethane MAXX Edge® prevents food and bacteria collection
- MAXX Edge® available in two styles - Eased (radius edge) and Linear (90° flat edge)
- High-pressure laminate surface
- Revolution® Tables = 1.5" top
- Revolution® Cafe Tables = 1.187" top
- Any Revolution® with Edge Band (vs. MAXX Edge®) = 1.25" top
- Revolution® Table Tops can be purchased separately as a stand-alone product.

STYLE	PANEL SIZE (W" x L" x dia")	MODEL NUMBER	WEIGHT (LBS)	LIST PRICE
TRAINING 	18 x 60	REV-1860MXE####-TOP	16	\$1,835
	18 x 72	REV-1872MXE####-TOP	19	\$1,950
	18 x 96	REV-1896MXE####-TOP	27	\$2,225
	24 x 60	REV-2460MXE####-TOP	20	\$1,950
BANQUET 	24 x 72	REV-2472MXE####-TOP	24	\$2,055
	24 x 84	REV-2484MXE####-TOP	27	\$2,365
	24 x 96	REV-2496MXE####-TOP	30	\$2,365
	30 x 48	REV-3048MXE####-TOP	21	\$2,015
	30 x 60	REV-3060MXE####-TOP	25	\$2,100
	30 x 72	REV-3072MXE####-TOP	27	\$2,285
	30 x 96	REV-3096MXE####-TOP	36	\$2,430
	36 x 72	REV-3672MXE####-TOP	35	\$1,950
ROUND 	24RD	REV-24RDMXE#-###	8	\$1,030
	30RD	REV-30RDMXE#-###	10	\$1,115
	36RD	REV-36RDMXE#-###	10	\$1,250
	54RD	REV-54RDMXE####-TOP	30	\$2,210
	60RD	REV-60RDMXE####-TOP	33	\$2,415
	24RD IC	REV-24RDMXE#IC-###	7	\$1,200
	30RD IC	REV-30RDMXE#IC-###	9	\$1,245
	36RD IC	REV-36RDMXE#IC-###	12	\$1,425
SNAP 	SNAP	REV-36HXXMXE#-###	10	\$1,150
	SNAP IC	REV-36HXXMXE#IC-###	10.4	\$1,370
SQUARE 	30SQ	REV-3030MXE#-###	12	\$1,295
	36SQ	REV-3636MXE#-###	14	\$1,410
	40SQ	REV-4040MXE#-###	21.4	\$1,580
	30SQ IC	REV-3030MXE#IC-###	12	\$1,475
	36SQ IC	REV-3636MXE#IC-###	14	\$1,580
TRAPEZOID 	26 x 60	REV-26TZMXE####-TOP	16	\$2,080

Revolution® Power Options

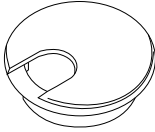
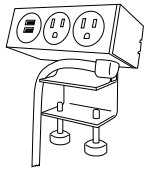
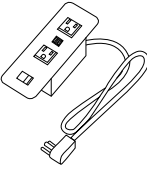
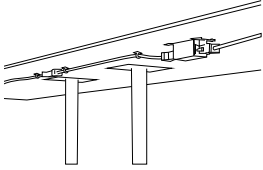

PRODUCT CODE CONFIGURATION: REV3072MXEBGNB-TBWF-**EXXX**

APPLICABLE TABLES:

- Revolution® Folding T-Leg
- Revolution® Folding Square-leg
- Revolution® Folding Arched T-Leg
- Revolution® Flip Top T-Leg
- Revolution® Flip Top Arched T-Leg
- MAXX Edge® Laminate Folding Tables
- Laminate Folding tables

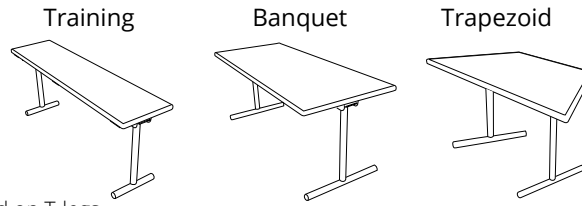
APPLICABLE SIZES:

- Training Tables: 18x60, 18x72, 18x96, 24x60, 24x72, 24x96
- Banquet Tables: 30x48, 30x60, 60x72, 30x96

PRODUCT	MODEL NUMBER	FEATURES	DESCRIPTION	LIST PRICE
 <p>Grommet</p>	-E001B	<ul style="list-style-type: none"> • Black • The cost includes a wood block inside the REV panel and/or the extra cut in a wood panel • Mockett XG3 Matte black inner liner and cap • 3.5" OD • 2.812" ID • 3" hole 	This is a hole in the table with a black plastic insert and cover.	\$75
 <p>Clamp on power unit with cord</p>	-E002_2P2U	<ul style="list-style-type: none"> • ECA Seclusion Series • 2 power, 2 USB • Black or White 	This unit can clamp on the top or bottom of the table. The 72" cord with plug is attached to the power unit.	\$780
 <p>Flush top mounted power unit with a fixed cord and plug (Fixed)</p>	-E003_2P2U	<ul style="list-style-type: none"> • 2 power, 2 USB • Black, White or Silver • COV-2U-B-108 • 1.5" thick top bracket (if required) • Mockett wire manager (WM22) 24" 	These units are permanently attached to the table and have a power cord that plugs into the wall outlet.	\$980
 <p>Flush top mounted power unit with Daisy Link to run the units together in a series (daisy chain)</p>	-E005_2P2U	<ul style="list-style-type: none"> • 2 power, 2 USB • Black, White, Silver or Aluminum • COV-2U-41-B60SK • Ten (10) tables maximum hooked in a series • Starter cable – required to connect to the electric outlet. One (1) per group of tables • Alligator Anchors (4) four per table (Fastenal 50945) 	Flush top mounted power unit with the ability to daisy chain the tables together. These units are permanently attached to the table and have conduit between each power unit that connects to another table. The final connection to the wall is with a dedicated power cord from the last table into the wall outlet (called a starter cable). The starter cable is NOT included (and that you should look below for starter cable costs.	\$1,200
<p>Plug-In Starter Cable for Above Unit</p>	E-4220AP1-72	<ul style="list-style-type: none"> • Plug-in Starter Cable for Daisy Chain Units (72" Cord) 	1 of these is needed for each mine of tables being connected to an outlet.	\$380
<p>Hardwired Starter Cable for Above Unit</p>	E-42SB2-72	<ul style="list-style-type: none"> • Hardwired Starter Cable for Daisy Chain Units (72" Cord) 	1 of these is needed for each mine of tables being connected to an outlet.	\$260
 <p>Power Shere unit with 4 Power. Two (2) 10' Cords</p>	-E006B4P	<ul style="list-style-type: none"> • 4 Power • Black • Two (2) 10' Power Cords • BE02210-F02-120 	These units are permanently attached to the table and have 2 power cords that plugs into the wall outlet.	\$720

Revolution® T-Leg

STEP 1 - SELECT A TABLE MODEL



Revolution® Folding T-Leg

FEATURES

- Patented lightweight composite table top core
- Positive-locking folding T-legs
- Recessed wheels & adjustable levelers are standard on T-legs
- MAXX Edge® (seamless, poured urethane) available in two styles - Eased (radius edge) and Linear* (90° flat edge)
- Linear MAXX Edge® is only available in certain sizes - please call for availability!
- High-pressure laminate surface

STYLE	MODEL NUMBER	SPECIAL NOTES	SIZE (W" x L" x H")	WEIGHT (LBS)	LIST PRICE
Training	REV1860MXE####-T####		18 x 60 x 30	29	\$2,335
	REV1872MXE####-T####	h	18 x 72 x 30	32	\$2,420
	REV1896MXE####-T####	h	18 x 96 x 30	40	\$2,650
	REV2460MXE####-T####		24 x 60 x 30	33.8	\$2,585
	REV2472MXE####-T####	h	24 x 72 x 30	37.8	\$2,660
	REV2484MXE####-T####	h	24 x 84 x 30	40	\$2,715
	REV2496MXE####-T####	h	24 x 96 x 30	43.8	\$2,820
Banquet	REV3048MXE####-T####		30 x 48 x 30	36	\$2,650
	REV3060MXE####-T####		30 x 60 x 30	40	\$2,660
	REV3072MXE####-T####	h	30 x 72 x 30	42	\$2,675
	REV3096MXE####-T####	h	30 x 96 x 30	51	\$2,870
	REV3672MXE####-T####		36 x 72 x 30	48	\$2,855
	REV3696MXE####-T####		36 x 96 x 30	50	\$3,075
Trapezoid	REV30TZMXE####-T####		26 x 60 x 30	29.8	\$2,590

h - Handle available for convenient carrying.

Revolution® Flip-Top T-Leg

FEATURES

- Positive-locking flip top secures table top vertically & horizontally
- Includes locking swivel casters as standard (SC)
- Nesting base allows for extra-compact storage
- MAXX Edge® (seamless, poured urethane) available in two styles - Eased (radius edge) and Linear* (90° flat edge)
- Linear MAXX Edge® is only available in certain sizes - please call for availability!
- High-pressure laminate surface
- Shipped knocked down; assembly required

STYLE	MODEL NUMBER	SPECIAL NOTES	SIZE (W" x L" x H")	WEIGHT (LBS)	LIST PRICE
Training	REVFT1860MXE####-T##SC		18 x 60 x 30	39.3	\$2,990
	REVFT1872MXE####-T##SC		18 x 72 x 30	43.6	\$3,105
	REVFT1896MXE####-T##SC		18 x 96 x 30	52.9	\$3,335
	REVFT2460MXE####-T##SC		24 x 60 x 30	44.1	\$3,170
	REVFT2472MXE####-T##SC		24 x 72 x 30	49.4	\$3,270
	REVFT2484MXE####-T##SC		24 x 84 x 30	50.3	\$3,340
	REVFT2496MXE####-T##SC		24 x 96 x 30	56.7	\$3,385
Banquet	REVFT3048MXE####-T##SC		30 x 48 x 30	45	\$3,105
	REVFT3060MXE####-T##SC		30 x 60 x 30	50.3	\$3,215
	REVFT3072MXE####-T##SC		30 x 72 x 30	53.6	\$3,450
	REVFT3096MXE####-T##SC		30 x 96 x 30	63.9	\$3,575
	REVFT3672MXE####-T##SC		36 x 72 x 30	58	\$2,845
	REVFT3696MXE####-T##SC		36 x 96 x 30	60	\$3,100
Trapezoid	REVFT30TZMXE####-T##SC		26 x 60 x 30	38.8	\$3,225

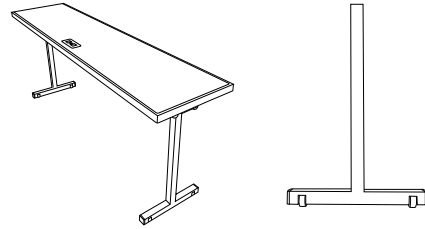
Revolution® Linear T-Leg

STEP 1 - SELECT A TABLE MODEL

Revolution® Folding Linear T-Leg

FEATURES

- Patented lightweight composite table top core
- Positive-locking folding Linear T-legs
- Recessed wheels & adjustable levelers are standard on Linear T-legs
- MAXX Edge® (seamless, poured urethane) available in two styles - Eased (radius edge) and Linear* (90° flat edge)
- Linear MAXX Edge® is only available in certain sizes - please call for availability!
- High-pressure laminate surface



STYLE	MODEL NUMBER	SPECIAL NOTES	SIZE (W" x L" x H")	WEIGHT (LBS)	LIST PRICE
Training	REV1860MXE####-SQT####		18 x 60 x 30	29	\$2,460
	REV1872MXE####-SQT####	h	18 x 72 x 30	32	\$2,560
	REV1896MXE####-SQT####	h	18 x 96 x 30	40	\$2,800
	REV2460MXE####-SQT####		24 x 60 x 30	33.8	\$2,730
	REV2472MXE####-SQT####	h	24 x 72 x 30	37.8	\$2,805
	REV2484MXE####-SQT####	h	24 x 84 x 30	40	\$2,865
	REV2496MXE####-SQT####	h	24 x 96 x 30	43.8	\$2,990
Banquet	REV3048MXE####-SQT####		30 x 48 x 30	36	\$2,805
	REV3060MXE####-SQT####		30 x 60 x 30	40	\$2,810
	REV3072MXE####-SQT####	h	30 x 72 x 30	42	\$2,845
	REV3096MXE####-SQT####	h	30 x 96 x 30	51	\$3,040
Trapezoid	REV30TZMXE####-SQT####		26 x 60 x 30	29.8	\$2,750

h - Handle available for convenient carrying.

Revolution® Flip-Top Linear T-Leg

FEATURES

- Positive-locking flip top secures table top vertically & horizontally
- Includes locking swivel casters as standard (SC)
- Nesting base allows for extra-compact storage
- MAXX Edge® (seamless, poured urethane) available in two styles - Eased (radius edge) and Linear* (90° flat edge)
- Linear MAXX Edge® is only available in certain sizes - please call for availability!
- High-pressure laminate surface
- Shipped knocked down; assembly required

STYLE	MODEL NUMBER	SPECIAL NOTES	SIZE (W" x L" x H")	WEIGHT (LBS)	LIST PRICE
Training	REVFT1860MXE####-SQT##SC		18 x 60 x 30	39.3	\$3,150
	REVFT1872MXE####-SQT##SC		18 x 72 x 30	43.6	\$3,270
	REVFT1896MXE####-SQT##SC		18 x 96 x 30	52.9	\$3,505
	REVFT2460MXE####-SQT##SC		24 x 60 x 30	44.1	\$3,340
	REVFT2472MXE####-SQT##SC		24 x 72 x 30	49.4	\$3,445
	REVFT2484MXE####-SQT##SC		24 x 84 x 30	50.3	\$3,515
	REVFT2496MXE####-SQT##SC		24 x 96 x 30	56.7	\$3,565
Banquet	REVFT3048MXE####-SQT##SC		30 x 48 x 30	45	\$3,270
	REVFT3060MXE####-SQT##SC		30 x 60 x 30	50.3	\$3,385
	REVFT3072MXE####-SQT##SC		30 x 72 x 30	53.6	\$3,635
	REVFT3096MXE####-SQT##SC		30 x 96 x 30	63.9	\$3,755
Trapezoid	REVFT30TZMXE####-SQT##SC		26 x 60 x 30	38.8	\$3,395

Revolution® Arched T-Leg

STEP 1 - SELECT A TABLE MODEL

Revolution® Folding Arched T-Leg

FEATURES

- Patented lightweight composite table top core
- Positive-locking folding arched legs
- Recessed wheels & adjustable levelers are standard on arched legs
- MAXX Edge® (seamless, poured urethane) available in two styles - Eased (radius edge) and Linear* (90° flat edge)
- Linear MAXX Edge® is only available in certain sizes - please call for availability!
- High-pressure laminate surface
- Fixed-Leg also available; legs ship knock-down; installation required; deduct cost \$200/table off list price



STYLE	MODEL NUMBER	SPECIAL NOTES	SIZE (W" x L" x H")	WEIGHT (LBS)	LIST PRICE
Training	REV2460MXE####-A####		24 x 60 x 30	33.8	\$2,650
	REV2472MXE####-A####	h	24 x 72 x 30	37.8	\$2,765
	REV2484MXE####-A####		24 x 84 x 30	40	\$2,805
	REV2496MXE####-A####	h	24 x 96 x 30	43.8	\$2,880
Banquet	REV3048MXE####-A####		30 x 48 x 30	36	\$2,645
	REV3060MXE####-A####		30 x 60 x 30	40	\$2,715
	REV3072MXE####-A####	h	30 x 72 x 30	42	\$2,815
	REV3096MXE####-A####	h	30 x 96 x 30	51	\$2,985
	REV3672MXE####-A####		36 x 72 x 30	48	\$3,020
	REV3696MXE####-A####		36 x 96 x 30	50	\$3,235
Trapezoid	REV30TZMXE####-A####		26 x 60 x 30	30	\$2,715

h - Handle available for convenient carrying.

Revolution® Flip-Top Arched T-Leg

FEATURES

- Patented lightweight composite table top core
- Positive-locking flip top secures table top vertically & horizontally
- Includes locking swivel casters as standard
- Nesting base allows for extra-compact storage
- MAXX Edge® (seamless, poured urethane) available in two styles - Eased (radius edge) and Linear* (90° flat edge)
- Linear MAXX Edge® is only available in certain sizes - please call for availability!
- High-pressure laminate surface
- Shipped knocked down; assembly required

STYLE	MODEL NUMBER	SPECIAL NOTES	SIZE (W" x L" x H")	WEIGHT (LBS)	LIST PRICE
Training	REVFT2460MXE####-A##SC		24 x 60 x 30	44.1	\$3,295
	REVFT2472MXE####-A##SC		24 x 72 x 30	49.4	\$3,365
	REVFT2484MXE####-A##SC		24 x 84 x 30	50.3	\$3,390
	REVFT2496MXE####-A##SC		24 x 96 x 30	56.7	\$3,505
Banquet	REVFT3048MXE####-A##SC		30 x 48 x 30	45	\$3,225
	REVFT3060MXE####-A##SC		30 x 60 x 30	50.3	\$3,320
	REVFT3072MXE####-A##SC		30 x 72 x 30	53.6	\$3,500
	REVFT3096MXE####-A##SC		30 x 96 x 30	63.9	\$3,700
	REVFT3692MXE####-A##SC		36 x 72 x 30	58	\$3,525
	REVFT3696MXE####-A##SC		36 x 96 x 30	60	\$3,605
Trapezoid	REVFT30TZMXE####-A##SC		26 x 60 x 30	38.8	\$3,350

Revolution® Folding Square-Leg

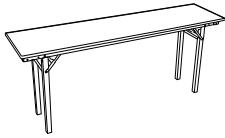
STEP 1 - SELECT A TABLE MODEL

Revolution® Folding Square-Leg

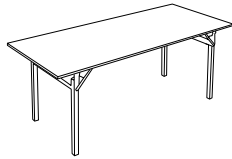
FEATURES

- Patented lightweight composite table top core
- Square steel folding legs (1.5") come standard with fixed feet/caps and black epoxy powdercoat finish
- MAXX Edge® (seamless, poured urethane) available in two styles - Eased (radius edge) and Linear* (90° flat edge)
- High-pressure laminate surface

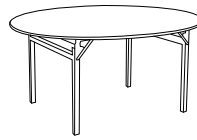
Training



Banquet



Round



Square



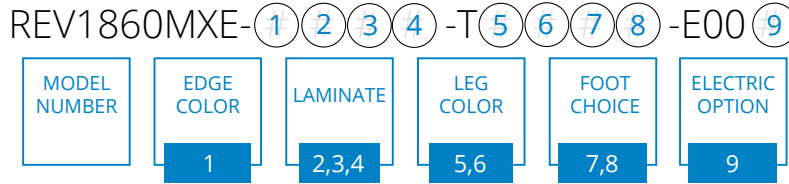
STYLE	MODEL NUMBER	SPECIAL NOTES	SIZE (W" x L" x H")	WEIGHT (LBS)	LIST PRICE
Training	REV1860MXE####-SQ##		18 x 60 x 30	36	\$1,910
	REV1872MXE####-SQ##		18 x 72 x 30	44	\$2,035
	REV1896MXE####-SQ##		18 x 96 x 30	56	\$2,305
	REV2460MXE####-SQ##		24 x 60 x 30	40	\$2,145
	REV2472MXE####-SQ##		24 x 72 x 30	50.5	\$2,250
	REV2484MXE####-SQ##		24 x 84 x 30	47	\$2,360
	REV2496MXE####-SQ##		24 x 96 x 30	60.5	\$2,420
Banquet	REV3048MXE####-SQ##		30 x 48 x 30	39	\$1,705
	REV3060MXE####-SQ##		30 x 60 x 30	45	\$1,735
	REV3072MXE####-SQ##		30 x 72 x 30	55	\$2,415
	REV3096MXE####-SQ##		30 x 96 x 30	68	\$2,595
	REV3672MXE####-SQ##		36 x 72 x 30	55	\$2,465
	REV3696MXE####-SQ##		36 x 96 x 30	57	\$2,650
Round	REV30RDMXE####-SQ##		30 dia x 30	26	\$1,430
	REV36RDMXE####-SQ##		36 dia x 30	30	\$1,480
	REV54RDMXE####-SQ##		54 dia x 30	55	\$2,700
	REV60RDMXE####-SQ##		60 dia x 30	56.6	\$3,085
Square	REV3030MXE####-SQ##		30 x 30 x 30	29	\$1,495
	REV3636MXE####-SQ##		36 x 36 x 30	34	\$1,615
	REV4040MXE####-SQ##		40 x 40 x 30	37.4	\$2,135
Trapezoid	REV30TZMXE####-SQ##		26 x 60 x 30	36	\$2,285
Serpentine	REVFT5X10MXE####-T####	h	5ft x 10ft	53	\$2,490














* Linear MAXX Edge® is only available on certain sizes - please call for availability!

Revolution® Options

STEP 2 - SELECT YOUR TABLE OPTIONS

To select your table options and complete your product code start with your Revolution® Table Model Number. Fill in each “#” based on options selected below. Example:



OPTION	DESCRIPTION	ADD TO MODEL NUMBER	ADD-ON LIST PRICE
1 MAXX EDGE® COLOR	 Graphite (G)  Pewter (P)  Charcoal (C)  Black (B)	G for Graphite P for Pewter C for Charcoal B for Black	+ \$0
2,3,4 LAMINATE	See page 21-22 for our Laminate Suggestions Codes		+ \$0 (standard*)
5,6 LEG COLOR	 Black (B)	B for Black	+ \$0 (standard)
	 Wheat (W)  Graphite (G)  Carbon (CB)	W for Wheat G for Graphite CB for Carbon	+ \$40
	 White (WH)  Platinum (PT)  Pewter (PE)  Charcoal (CC)	WH for White PT for Platinum PE for Pewter CC for Charcoal	+ \$60
	 Black Wrinkle (BW)	BW for Black Wrinkle	+ \$125
7,8 FOOT CHOICE**	Fixed Feet on both legs	FF for Fixed Feet	+ \$0
	Leveler (adjustable) on both legs	LL for Leveler	+ \$0
	Wheels (recessed) on one side, Fixed Feet on other side	WF for Wheels/Fixed Feet	+ \$0
	Wheels (recessed) on one side, Leveler (adjustable) on other side	WL for Wheels/Leveler	+ \$0
	Swivel casters on both legs	SC for Swivel Casters	+ \$130
9 POWER OPTIONS	See Page 9		
EXTRAS:	Please add extra part model # to the end of the product code (ex: -H)		
CARRYING HANDLE***	Add a handle for ease of transport (must be factory-installed)	(APPEND MODEL #) -H for Carrying Handle	+ \$0
GANGING	Connect tables together (must be factory-installed)	(APPEND MODEL #) -G for Ganging	+ \$185
LEG SOLDERNG	Precision Seam Soldering availbe for Standard T-Legs only	(APPEND MODEL #) -SS for Silver Solder	+ \$230

* Standard Laminates are offered at \$0 add on to list price. See page 20 for upcharges for non-standard laminates.

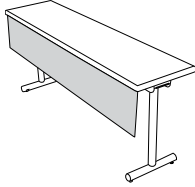
** Leave Foot Choice (7,8) blank for Folding Square-Leg models - only available in standard leg cap. Standard Foot Choice (7,8) for Flip Top (T-Leg & Arched-Leg) models is Swivel Casters (SC) and is \$0 add-on to list price of table.

*** Carrying Handle only available on select sized tables. Please see special notes section on previous product pages for sizes.

Revolution® Modesty Panel & Carts

STEP 3 - ADD A MODESTY PANEL

To add a modesty panel, choose the model number below according to the table size you have chosen and include your laminate finish to complete the model number. Example:



REV-TT-1860-①②③

MODEL NUMBER	LAMINATE*
	1,2,3

FIXED FOLDING MODESTY PANELS

For Revolution® Folding T-Leg, Folding Arched-Leg, Flip Top T-Leg and Flip Top Arched-Leg table models

TABLE SIZE	MODEL NUMBER	SIZE (W" x L")	LIST PRICE
18x60	REV-TT-1860-###	7.25 x 59	\$600
18x72	REV-TT-1872-###	7.25 x 71	\$620
18x96	REV-TT-1896-###	7.25 x 95	\$665
24x60	REV-TT-2460-###	7.625 x 59	\$630
24x72	REV-TT-2472-###	7.625 x 71	\$640
24x84	REV-TT-2484-###	7.625 x 83	\$655
24x96	REV-TT-2496-###	7.625 x 95	\$665
30x48	REV-TT-3048-###	9.25 x 47	\$590
30x60	REV-TT-3060-###	9.25 x 59	\$645
30x72	REV-TT-3072-###	9.25 x 71	\$650
30x96	REV-TT-3096-###	9.25 x 95	\$675

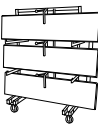

REMOVABLE MODESTY PANELS

For Revolution® Folding Square-Leg table models

TABLE SIZE	MODEL NUMBER	SIZE (W" x L")	LIST PRICE
18x60	REV-TT-1860-REM-###	9.25 x 59	\$440
18x72	REV-TT-1872-REM-###	9.25 x 71	\$445
18x96	REV-TT-1896-REM-###	9.25 x 95	\$455
24x60	REV-TT-2460-REM-###	9.25 x 59	\$445
24x72	REV-TT-2472-REM-###	9.25 x 71	\$455
24x84	REV-TT-2484-REM-###	9.25 x 83	\$460
24x96	REV-TT-2496-REM-###	9.25 x 95	\$475
30x48	REV-TT-3048-REM-###	9.25 x 47	\$445
30x60	REV-TT-3060-REM-###	9.25 x 59	\$455
30x72	REV-TT-3072-REM-###	9.25 x 71	\$460
30x96	REV-TT-3096-REM-###	9.25 x 95	\$475

Notes: Modesty panels on ganging-equipped tables are 5" shorter than listed to clear the ganging studs. Additional lead time is required for modesty panels. ADD G on the end of the part number for ganged tables.

STEP 4 - SELECT A TRANSPORTATION SOLUTION

STYLE	MODEL NUMBER	SIZE (W" x L" x H")	STANDARD CASTER	CAPACITY	LIST PRICE
 READY-SET TABLE CART	HD-REV-TTT-18	30.75 x 55.5 x 74.5	5" dia. x 2" W 2 rigid, 2 swivel phenolic	(18) 18" Wide Tables	\$4,450
	HD-REV-TTT-30	30.75 x 55.5 x 74.5		(12) 24" - 30" Wide Tables	\$4,255
 VERTICAL TABLE CART	HD-REV-VTT	30.375 x 71.5 x 78.5	5" dia. x 2" W 2 rigid, 2 swivel phenolic	(10) 18" - 24" Wide Tables	\$3,290
	HD-REV-VTT-30	33 x 71.5 x 78.5		(10) 18" - 30" Wide Tables	\$3,290