

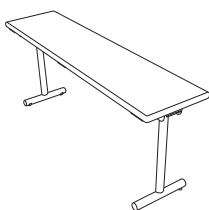
STEP 1 - SELECT A TABLE MODEL

Revolution® Folding T-Leg

FEATURES

- Patented lightweight composite table top core
- Positive-locking folding T-legs
- Recessed wheels & adjustable levelers are standard on T-legs
- Poured urethane MAXX Edge® prevents food and bacteria collection
- High-pressure laminate surface
- Fixed-Leg also available; legs ship knock-down; installation required; deduct cost \$200/table off list price


Training



Banquet



Trapezoid



| STYLE | MODEL NUMBER | SPECIAL NOTES | SIZE (W" x L" x H") | WEIGHT (LBS) | LIST PRICE |
|-----------|----------------------|---------------|---------------------|--------------|------------|
| Training | REV1860MXE####-T#### | | 18 x 60 x 30 | 30 | \$1,335 |
| | REV1872MXE####-T#### | h | 18 x 72 x 30 | 35 | \$1,385 |
| | REV1896MXE####-T#### | h | 18 x 96 x 30 | 41 | \$1,510 |
| | REV2460MXE####-T#### | QSP, k | 24 x 60 x 30 | 35 | \$1,480 |
| | REV2472MXE####-T#### | QSP, h | 24 x 72 x 30 | 38 | \$1,520 |
| | REV2496MXE####-T#### | h | 24 x 96 x 30 | 45 | \$1,620 |
| Banquet | REV3048MXE####-T#### | | 30 x 48 x 30 | 40 | \$1,725 |
| | REV3060MXE####-T#### | | 30 x 60 x 30 | 40 | \$1,520 |
| | REV3072MXE####-T#### | h | 30 x 72 x 30 | 44 | \$1,530 |
| | REV3096MXE####-T#### | h | 30 x 96 x 30 | 51 | \$1,640 |
| Trapezoid | REV30TZMXE####-T#### | | 26 x 60 x 30 | 30 | \$1,480 |

QSP (Quick Ship Program) - Ships within 3 business days. Model includes Windsor Mahogany Laminate by Wilsonart®, Black MAXX Edge®, Black Folding T-Leg, Wheels (recessed) on one side/ Fixed Feet on other side.

h - Handle available for convenient carrying.

k - MAXX Edge® also available in Knife Edge shape. Ganging option and modesty panel are not available with Knife Edge for this model. Opposing Knife Edge is available to accommodate nesting.

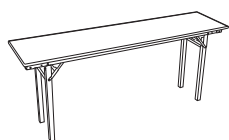
STEP ① - SELECT A TABLE MODEL

Revolution® Folding Square-Leg

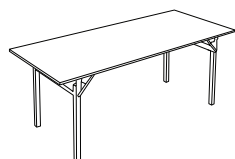
FEATURES

- Patented lightweight composite table top core
- Square steel folding legs (1.5") come standard with fixed feet/caps and black epoxy powdercoat finish
- Poured urethane MAXX Edge® prevents food and bacteria collection
- High-pressure laminate surface

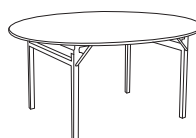
Training



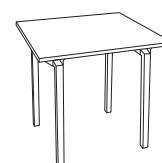
Banquet



Round



Square



| STYLE | MODEL NUMBER | SPECIAL NOTES | SIZE (W" x L" x H") | WEIGHT (LBS) | LIST PRICE |
|-----------|---------------------|---------------|---------------------|--------------|------------|
| Training | REV1860MXE####-SQ## | | 18 x 60 x 30 | 40 | \$1,090 |
| | REV1872MXE####-SQ## | | 18 x 72 x 30 | 44 | \$1,165 |
| | REV1896MXE####-SQ## | | 18 x 96 x 30 | 54 | \$1,325 |
| | REV2460MXE####-SQ## | k | 24 x 60 x 30 | 45 | \$1,225 |
| | REV2472MXE####-SQ## | | 24 x 72 x 30 | 49 | \$1,290 |
| | REV2496MXE####-SQ## | | 24 x 96 x 30 | 55 | \$1,390 |
| Banquet | REV3048MXE####-SQ## | | 30 x 48 x 30 | 40 | \$965 |
| | REV3060MXE####-SQ## | | 30 x 60 x 30 | 49 | \$970 |
| | REV3072MXE####-SQ## | | 30 x 72 x 30 | 54 | \$1,390 |
| | REV3096MXE####-SQ## | | 30 x 96 x 30 | 56 | \$1,490 |
| Round | REV30RDMXE####-SQ## | | 30 dia x 30 | 26 | \$825 |
| | REV36RDMXE####-SQ## | | 36 dia x 30 | 30 | \$850 |
| | REV54RDMXE####-SQ## | | 54 dia x 30 | 55 | \$1,545 |
| | REV60RDMXE####-SQ## | | 60 dia x 30 | 57 | \$1,765 |
| | REV66RDMXE####-SQ## | s | 66 dia x 30 | 66 | \$2,270 |
| | REV72RDMXE####-SQ## | s | 72 dia x 30 | 70 | \$2,270 |
| Square | REV3030MXE####-SQ## | | 30 x 30 x 30 | 29 | \$860 |
| | REV3636MXE####-SQ## | | 36 x 36 x 30 | 34 | \$925 |
| | REV4040MXE####-SQ## | | 40 x 40 x 30 | 40 | \$1,235 |
| Trapezoid | REV30TZMXE####-SQ## | | 26 x 60 x 30 | 40 | \$1,325 |

k - MAXX Edge® also available in Knife Edge shape. Ganging and modesty panel option are not available with Knife Edge for this model. Opposing Knife Edge is available to accommodate nesting.





s - Visible seam in the middle of the surface. Table top is made with two sheets of laminate.

STEP ② - SELECT YOUR TABLE OPTIONS

To select your table options and complete your product code start with your Revolution® Table Model Number. Fill in each “#” based on options selected below. Example:

REV1860MXE ①②③④ -T ⑤⑥⑦⑧



| OPTION | DESCRIPTION | ADD TO MODEL NUMBER | ADD-ON LIST PRICE |
|---|---|---|--------------------|
| 1 MAXX® EDGE COLOR |  Black / Graphite / Pewter / Charcoal | B for Black G for Graphite P for Pewter C for Charcoal | \$0 |
| 2,3,4 LAMINATE (See Pages 6-7) | See pages 6-7 for our standard Formica® & Wilsonart® colors. | See page 7 for Standard Laminate 3-Letter Codes | \$0 (standard*) |
| 5,6 LEG COLOR |  Black / Graphite / Wheat / Carbon | B for Black G for Graphite W for Wheat C for Carbon | \$0 |
| |  Platinum / Pewter / Charcoal | PT for Platinum PE for Pewter CC for Charcoal | \$35 |
| |  Polished Chrome | PC for Polished Chrome | \$170 |
| 7,8 FOOT CHOICE** | Fixed Feet on both legs | FF for Fixed Feet | \$0 |
| | Leveler (adjustable) on both legs | LL for Leveler | \$0 |
| | Wheels (recessed) on one side, Fixed Feet on other side | WF for Wheels/Fixed Feet | \$0 |
| | Wheels (recessed) on one side, Leveler (adjustable) on other side | WL for Wheels/Leveler | \$0 |
| | Swivel casters on both legs | SC for Swivel Casters | \$55 |
| EXTRAS: | Please add extra part model # to the end of the product code (ex: -H) | | |
| CARRYING HANDLE*** | Add a handle for ease of transport (must be factory-installed) | (APPEND MODEL #) - H for Carrying Handle | \$30 |
| GROMMET | One (1) grommet per table (must be factory-installed) | (APPEND MODEL #) - GM for Grommet | \$50 |
| GANGING | Connect tables together (must be factory-installed) | (APPEND MODEL #) - G for Ganging | \$110 |

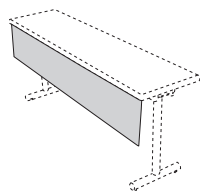
* Standard Laminates are offered at \$0 add on to list price. See page 6 for upcharges for non-standard laminates.

** Leave Foot Choice (7,8) blank for Folding Square-Leg models - only available in standard leg cap. Standard Foot Choice (7,8) for Flip Top (T-Leg & Arched-Leg) models is Swivel Casters (SC) and is \$0 add-on to list price of table.

*** Carrying Handle only available on select sized tables. Please see special notes section on previous product pages for sizes.

STEP 3 - ADD A MODESTY PANEL

To add a modesty panel, choose the model number below according to the table size you have chosen and include your laminate finish to complete the model number. Example:



REV-TT-1860-**1****2****3**

MODEL NUMBER

LAMINATE*
1,2,3

FIXED FOLDING MODESTY PANELS

For Revolution® Folding T-Leg, Folding Arched-Leg, Flip Top T-Leg and Flip Top Arched-Leg table models

REMOVABLE MODESTY PANELS

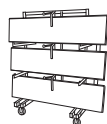
For Revolution® Folding Square-Leg table models

| TABLE SIZE | MODEL NUMBER | SIZE (W" x L") | LIST PRICE |
|------------|-----------------|----------------|------------|
| 1860 | REV-TT-1860-### | 7.5 x 59 | \$505 |
| 1872 | REV-TT-1872-### | 7.5 x 71 | \$565 |
| 1896 | REV-TT-1896-### | 7.5 x 95 | \$600 |
| 2460 | REV-TT-2460-### | 7.625 x 59 | \$300 |
| 2472 | REV-TT-2472-### | 7.625 x 71 | \$315 |
| 2496 | REV-TT-2496-### | 7.625 x 95 | \$345 |
| 3048 | REV-TT-3048-### | 9.25 x 47 | \$300 |
| 3060 | REV-TT-3060-### | 9.25 x 59 | \$300 |
| 3072 | REV-TT-3072-### | 9.25 x 71 | \$345 |
| 3096 | REV-TT-3096-### | 9.25 x 95 | \$380 |

| TABLE SIZE | MODEL NUMBER | SIZE (W" x L") | LIST PRICE |
|------------|---------------------|----------------|------------|
| 1860 | REV-TT-1860-REM-### | 9.25 x 59 | \$300 |
| 1872 | REV-TT-1872-REM-### | 9.25 x 71 | \$325 |
| 1896 | REV-TT-1896-REM-### | 9.25 x 95 | \$340 |
| 2460 | REV-TT-2460-REM-### | 9.25 x 59 | \$300 |
| 2472 | REV-TT-2472-REM-### | 9.25 x 71 | \$315 |
| 2496 | REV-TT-2496-REM-### | 9.25 x 95 | \$330 |
| 3048 | REV-TT-3048-REM-### | 9.25 x 47 | \$300 |
| 3060 | REV-TT-3060-REM-### | 9.25 x 59 | \$300 |
| 3072 | REV-TT-3072-REM-### | 9.25 x 71 | \$315 |
| 3096 | REV-TT-3096-REM-### | 9.25 x 95 | \$330 |

Notes: Modesty panels on ganging-equipped tables are 5" shorter than listed to clear the ganging studs. Additional lead time is required for modesty panels. ADD G on the end of the part number for ganged tables.
*See Standard Laminates on page 7.

STEP 4 - SELECT A TRANSPORTATION SOLUTION



Model
REV-TTT



Model
REV-VTT

| MODEL NUMBER | SIZE (W" x L" x H") | STANDARD CASTER | CAPACITY | LIST PRICE |
|---------------|----------------------|--|----------------------------|------------|
| HD-REV-TTT-18 | 30.75 x 55.5 x 74.5 | 5" dia. x 2" W 2 rigid, 2 swivel phenolic | (18) 18" Wide Tables | \$2,140 |
| HD-REV-TTT-30 | 30.75 x 55.5 x 74.5 | | (12) 24" - 30" Wide Tables | \$2,015 |
| HD-REV-VTT | 30.375 x 71.5 x 78.5 | 5" dia. x 2" W 2 rigid, 2 swivel phenolic | (10) 18" - 24" Wide Tables | \$2,015 |
| HD-REV-VTT-30 | 33 x 71.5 x 78.5 | | (10) 18" - 30" Wide Tables | \$2,015 |